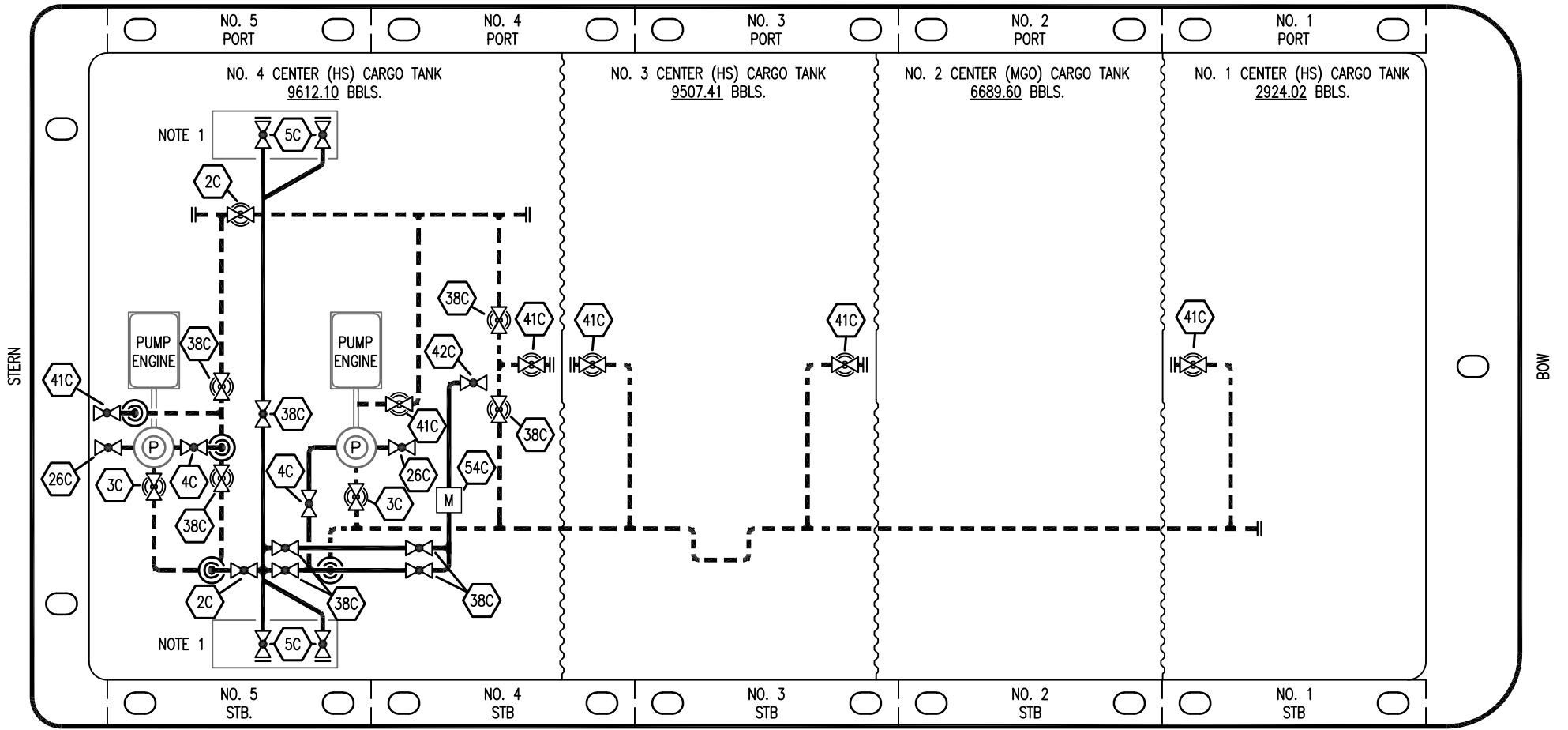



PORT



STARBOARD

- | | | | |
|-----|----------------------|-------|--|
| NO | DESCRIPTION | NO | DESCRIPTION |
| 1C | CARGO TANK VALVE | 37C | CARGO DROP  |
| 2C | LOAD VALVE | 38C | BLOCK VALVE |
| 3C | MASTER SUCTION VALVE | 41C | SUCTION VALVE |
| 4C | DISCHARGE VALVE | 42C | DISCHARGE VALVE TO BOOM |
| 5C | HEADER VALVE | 54C | METER |
| 8C | RELIEF VALVE | 58C | CARGO SUPPLY VALVE |
| 9C | CHECK VALVE | — | — ABOVE DECK PIPING |
| 26C | DRAIN VALVE | - - - | - - - BELOW DECK PIPING |

NOTE 1: CONTAINMENT P/S

| | | | | | |
|------|----------|-----|-----|-----|----------------------|
| 0 | 05/02/23 | MRV | DDA | WHI | ISSUED FOR APPROVAL |
| REV. | DATE | BY | CHK | APP | REVISION DESCRIPTION |

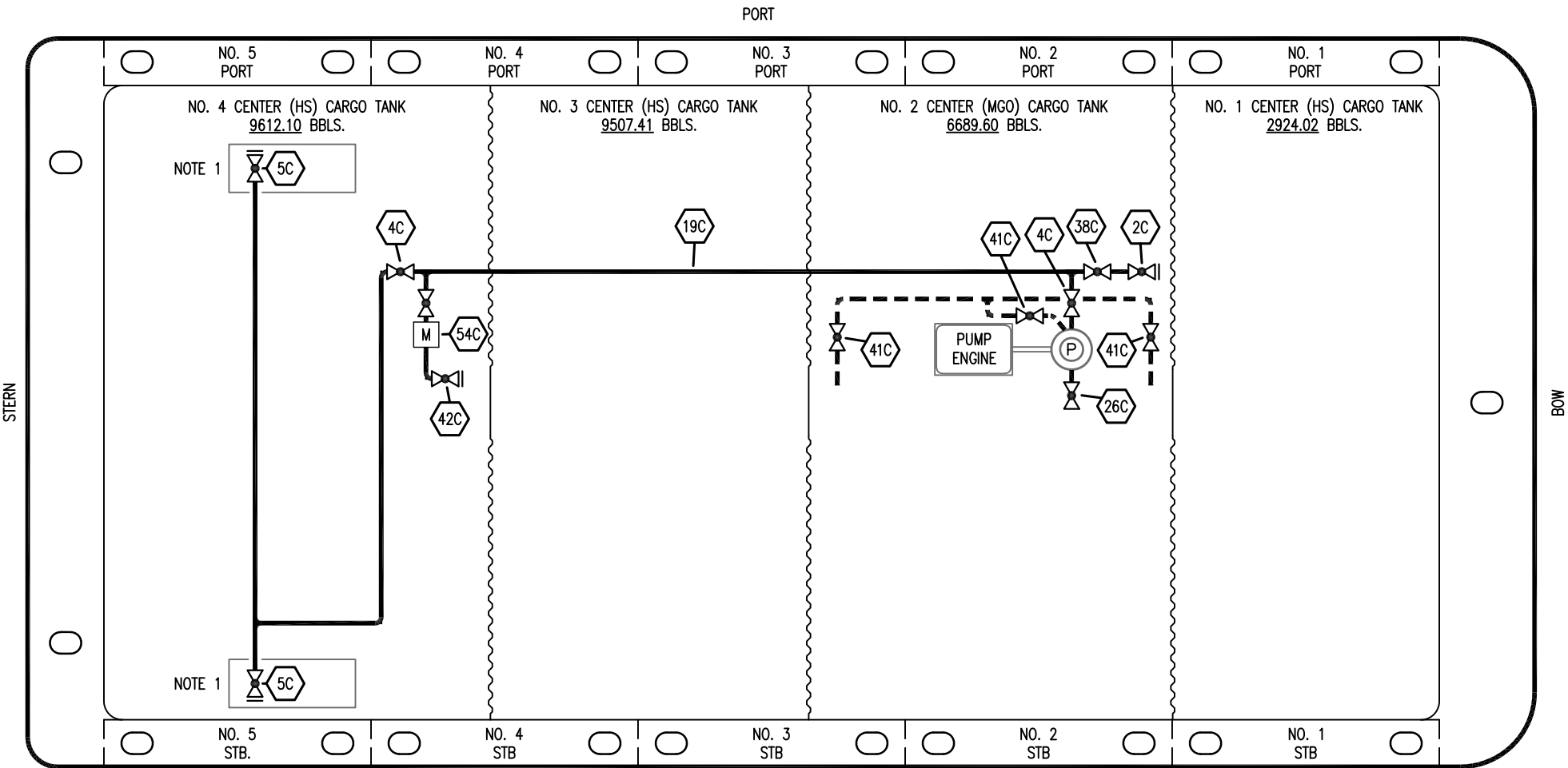
KIRBY INLAND MARINE 

**(HIGH SULFUR) CARGO
PIPING FLOW DIAGRAM**

SCALE: NONE
PAGE: 1 OF 3

PBL 3421

REV. **0**



| NO | DESCRIPTION | NO | DESCRIPTION |
|-----|----------------------|-------------------------|-------------------------|
| 1C | CARGO TANK VALVE | 37C | CARGO DROP (C) |
| 2C | LOAD VALVE | 38C | BLOCK VALVE |
| 3C | MASTER SUCTION VALVE | 39C | STRAINER |
| 4C | DISCHARGE VALVE | 41C | SUCTION VALVE |
| 5C | HEADER VALVE | 42C | DISCHARGE VALVE TO BOOM |
| 8C | RELIEF VALVE | 54C | METER |
| 9C | CHECK VALVE | 58C | CARGO SUPPLY VALVE |
| 19C | CARGO HEADER | — ABOVE DECK PIPING | |
| 26C | DRAIN VALVE | - - - BELOW DECK PIPING | |

NOTE 1: CONTAINMENT P/S

| | | | | | |
|------|----------|-----|-----|-----|----------------------|
| | | | | | |
| | | | | | |
| | | | | | |
| | | | | | |
| | | | | | |
| | | | | | |
| | | | | | |
| | | | | | |
| 0 | 05/02/23 | MRV | DDA | WHI | ISSUED FOR APPROVAL |
| REV. | DATE | BY | CHK | APP | REVISION DESCRIPTION |

KIRBY INLAND MARINE 

(MGO) CARGO

PIPING FLOW DIAGRAM

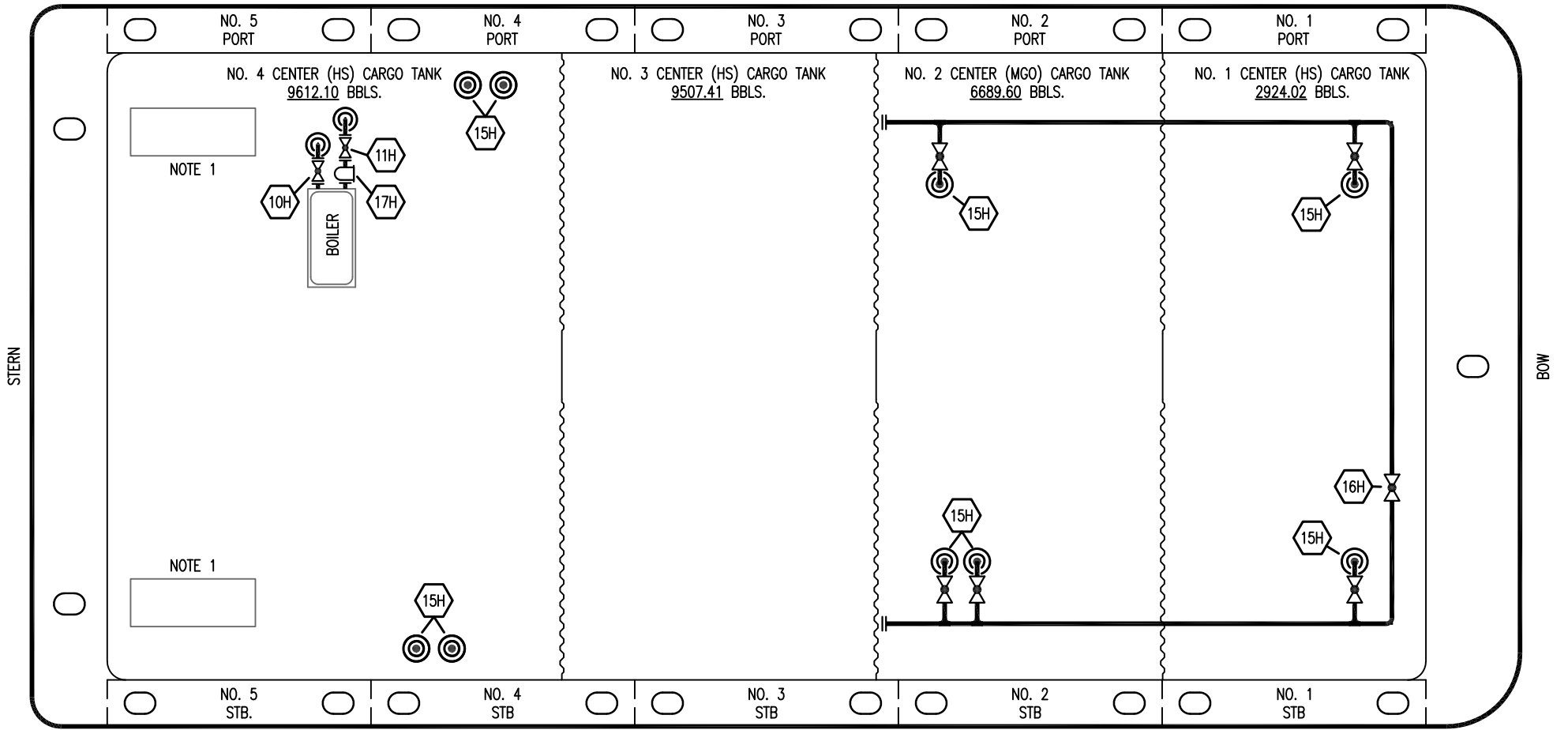
PBL 3421

SCALE: NONE

PAGE: 2 OF 3

REV. **0**

PORT



STERN

BOW

STARBOARD

- | NO | DESCRIPTION |
|-----|----------------------|
| 10H | SUPPLY VALVE |
| 11H | RETURN |
| 12H | PRESSURE REGULATOR |
| 13H | BY-PASS |
| 15H | HOT OIL DROP |
| 16H | ISOLATION VALVE |
| 17H | BASKET STRAINER |
| 18H | CHECK VALVE |
| 19H | DRIP PAN DRAIN VALVE |
- ABOVE DECK PIPING

NOTE 1: CONTAINMENT P/S

| | | | | | | | |
|------|----------|-----|-----|-----|---------------------|-------------|--|
| | | | | | | | |
| | | | | | | | |
| | | | | | | | |
| | | | | | | | |
| | | | | | | | |
| 0 | 05/02/23 | MRV | DDA | WHI | ISSUED FOR APPROVAL | | |
| REV. | DATE | BY | CHK | APP | REVISION | DESCRIPTION | |

KIRBY INLAND MARINE

HOT OIL
PIPING FLOW DIAGRAM

| | |
|----------|--------------|
| | SCALE: NONE |
| PBL 3421 | PAGE: 3 OF 3 |

REV. **0**