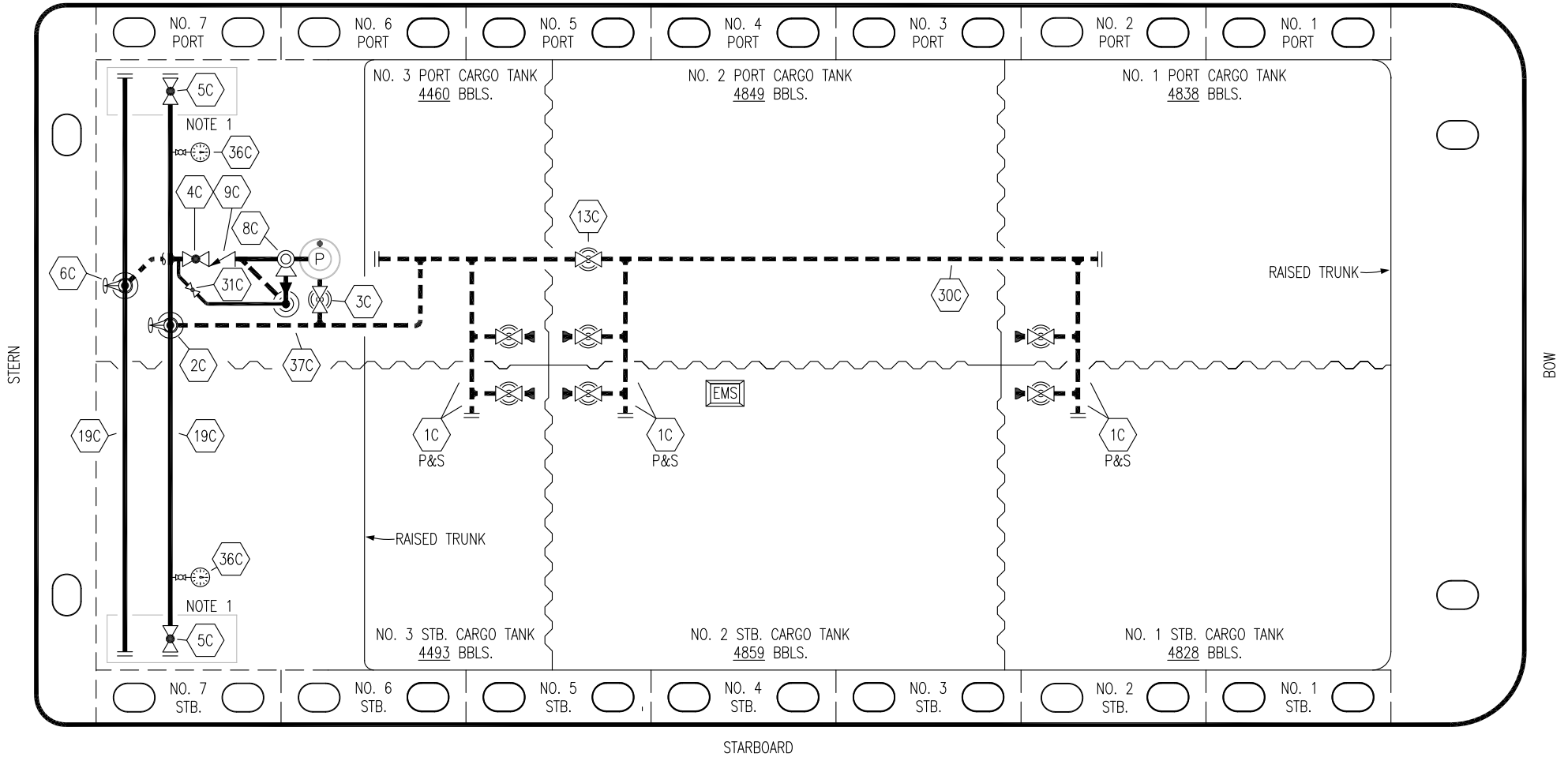


PORT



STERN

BOW

STARBOARD

- | | | | |
|----|----------------------|-----|--------------------------|
| NO | DESCRIPTION | NO | DESCRIPTION |
| 1C | CARGO TANK VALVE | 13C | CARGO PIPING BLOCK VALVE |
| 2C | LOAD VALVE | 19C | CARGO HEADER |
| 3C | MASTER SUCTION VALVE | 30C | CARGO PIPELINE |
| 4C | DISCHARGE VALVE | 31C | BYPASS VALVE |
| 5C | HEADER VALVE | 36C | PRESSURE GAUGE |
| 6C | SALVAGE VALVE | 37C | CARGO DROP |
| 8C | RELIEF VALVE | — | — ABOVE DECK PIPING |
| 9C | CHECK VALVE | --- | --- BELOW DECK PIPING |

NOTE 1: CONTAINMENT P/S

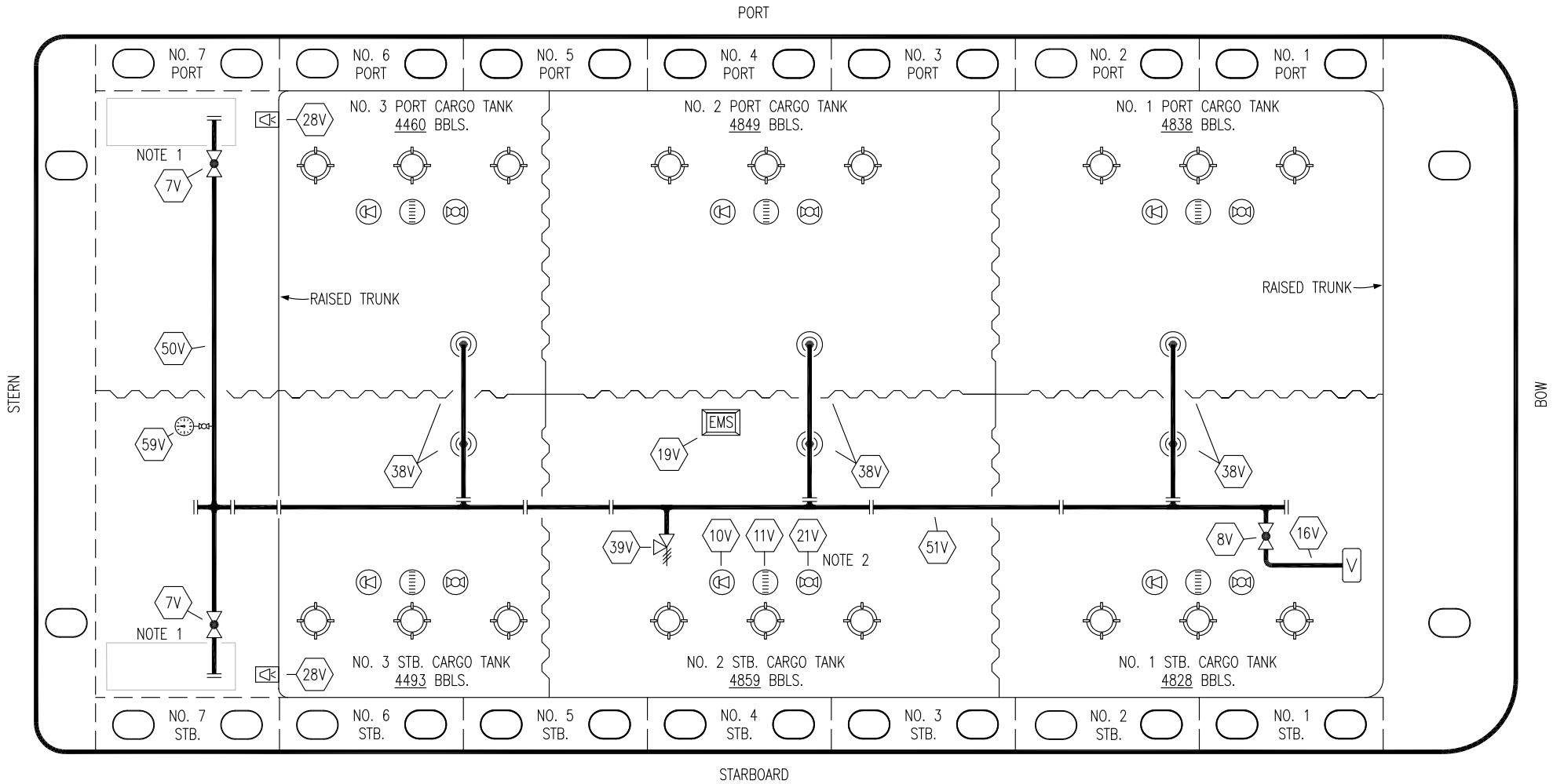
REV.	DATE	BY	CHK	APP	REVISION DESCRIPTION
1	07/10/18	WFB	DDA		REVISED PER CLIENT COMMENTS
0	05/16/18	WFB	DDA		ISSUED FOR APPROVAL

TRINITY

KIRBY INLAND MARINE

**CARGO
PIPING FLOW DIAGRAM**

MMI 3030	REV. 1
-----------------	---------------



NO	DESCRIPTION	NO	DESCRIPTION
7V	8" HEADER VALVE	28V	DOCK CONNECTION ALARM
8V	8" VENT STACK VALVE	38V	8" VAPOR PENETRATION (⊙)
10V	HIGH LEVEL/OVERFILL ALARM	39V	PRESSURE/VACUUM VALVE
11V	1-METER GAUGE STICK	50V	8" VAPOR HEADER
16V	VAPOR VENT STACK	51V	8" VAPOR PIPELINE
19V	EMERGENCY ENGINE SHUT DOWN	59V	PRESS/VAC GAUGE
21V	2" HERMETIC GAUGE		ABOVE DECK PIPING

NOTE 2: TYPICAL RIGGING IN EACH TANK
 NOTE 1: CONTAINMENT P/S

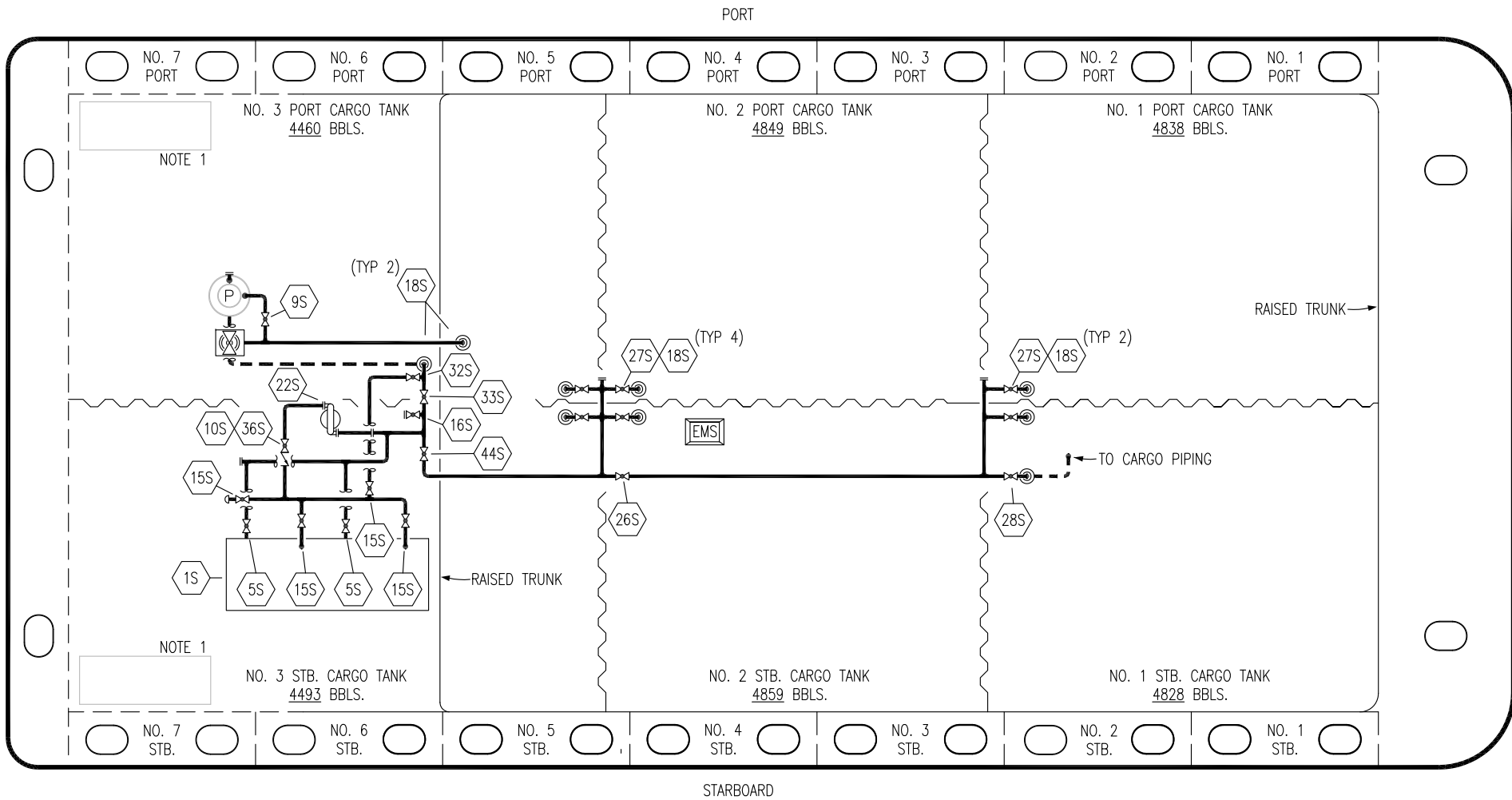
REV.	DATE	BY	CHK	APP	REVISION DESCRIPTION
0	05/16/18	WFB	DDA		ISSUED FOR APPROVAL

TRINITY

KIRBY INLAND MARINE

**VAPOR
PIPING FLOW DIAGRAM**

SCALE: NONE	MMI 3030	REV. 0
PAGE: 2 OF 3		



NO	DESCRIPTION	NO	DESCRIPTION
1S	SLOP TANK	26S	STRIPPING HEADER BLOCK VALVE
5S	SLOP TANK SUCTION VALVE	27S	SUMP SUCTION VALVE
9S	BURP VALVE	28S	CARGO PIPING SUCTION
10S	STRIPPING PUMP CHECK VALVE	32S	PUMP WELL PRIMER VALVE
15S	DISCHARGE VALVE	33S	PUMP WELL SUCTION
16S	REMOTE SUCTION CONNECTION	36S	STRIPPING PUMP DISCHARGE
18S	TYP. STRIPPING PENETRATION (⊙)	44S	STRIPPING PUMP SUCTION
22S	STRIPPING PUMP	—	— ABOVE DECK PIPING
		- - -	BELOW DECK PIPING

NOTE 1: CONTAINMENT P/S

0	05/16/18	WFB	DDA	ISSUED FOR APPROVAL
REV.	DATE	BY	CHK	APP
				REVISION DESCRIPTION

TRINITY

KIRBY INLAND MARINE

**STRIPPING
PIPING FLOW DIAGRAM**

SCALE: NONE	MMI 3030	REV. 0
PAGE: 3 OF 3		