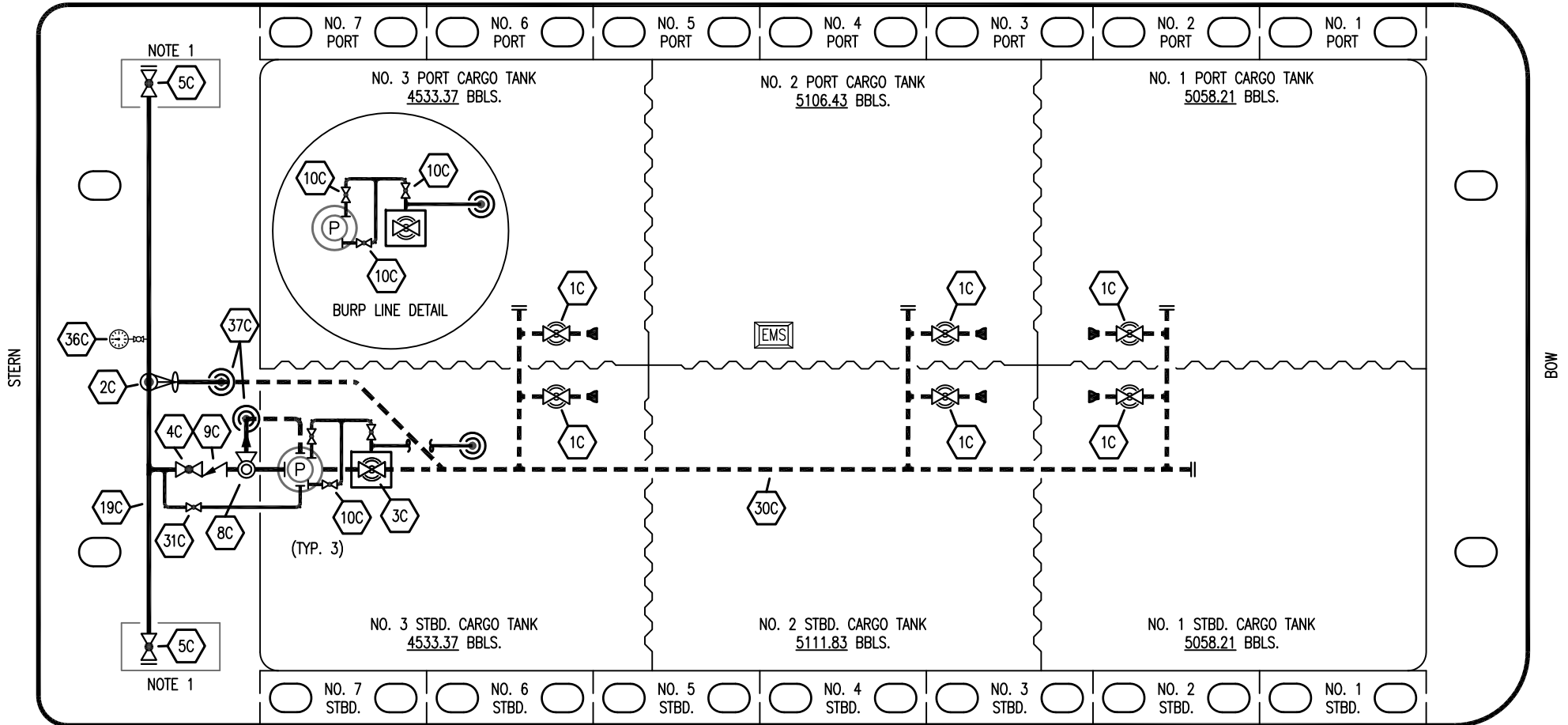


PORT



STERN

BOW

STARBOARD

NO	DESCRIPTION	NO	DESCRIPTION
1C	CARGO TANK VALVE	19C	CARGO HEADER
2C	LOAD VALVE	30C	CARGO PIPELINE
3C	MASTER SUCTION VALVE	31C	BYPASS VALVE
4C	DISCHARGE VALVE	36C	PRESSURE GAUGE
5C	HEADER VALVE	37C	CARGO DROP
8C	RELIEF VALVE	—	— ABOVE DECK PIPING
9C	CHECK VALVE	---	--- BELOW DECK PIPING
10C	BURP VALVE		

NOTE 1: CONTAINMENT P/S

TRINITY MARINE -- EX. WTC 3016-3019

REV.	DATE	BY	CHK	APP	REVISION DESCRIPTION
2	08/08/23	MRV	DDA	JF	REVISED PER CLIENT COMMENTS
1	07/12/18	WFB	DDA		REVISED PER CLIENT COMMENTS
0	11/16/16	WFB	DDA		ISSUED FOR APPROVAL

KIRBY INLAND MARINE 

**CARGO
PIPING FLOW DIAGRAM**

SCALE: NONE
PAGE: 1 OF 3

KIRBY 30086

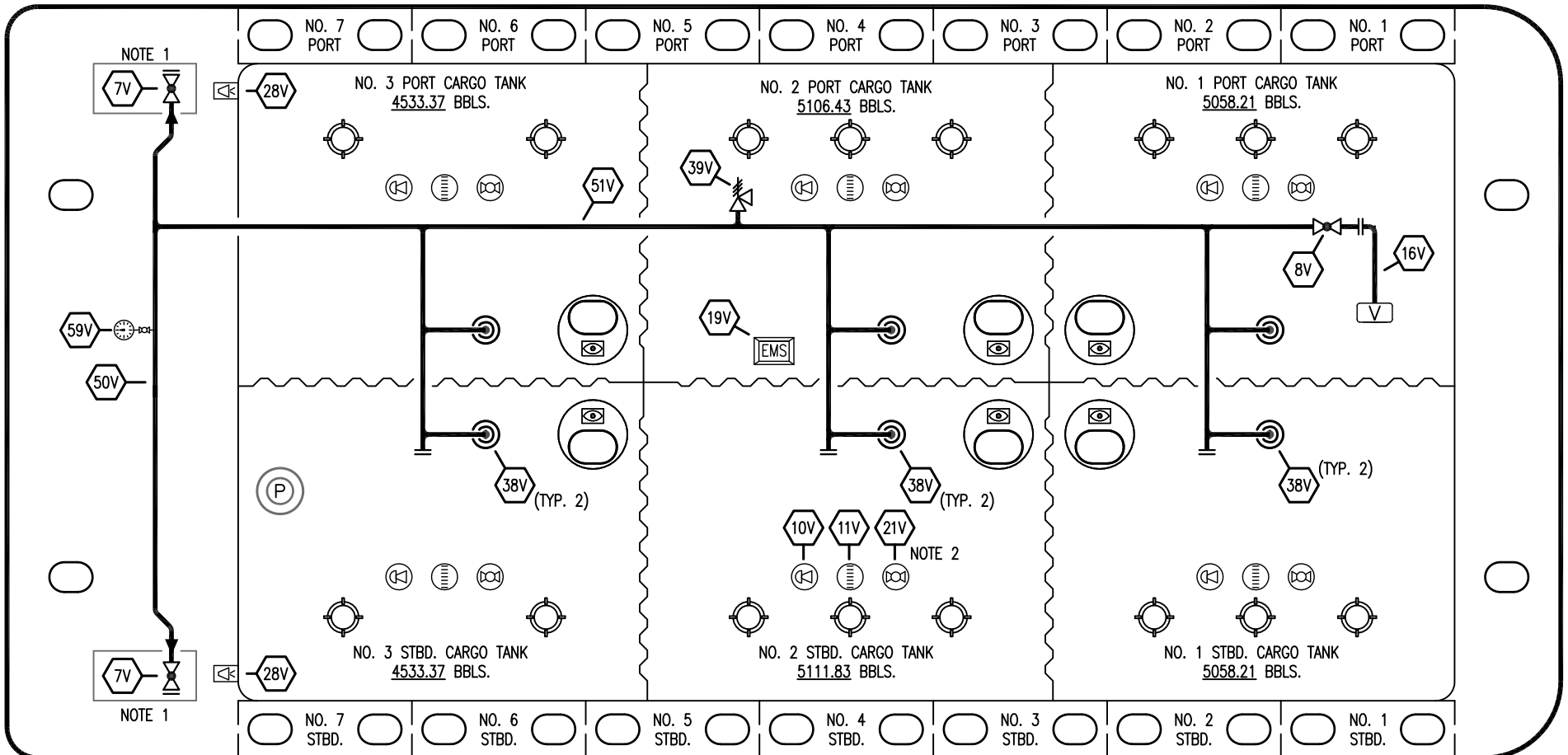
REV. **2**

PORT

STERN

BOW

STARBOARD



NO	DESCRIPTION	NO	DESCRIPTION
7V	HEADER VALVE	39V	PRESSURE/VACUUM RELIEF VALVE
8V	VENT STACK VALVE	50V	VAPOR HEADER
10V	HIGH LEVEL/OVERFILL ALARM	51V	VAPOR PIPELINE
11V	GAUGE STICK	59V	PRESS/VAC GAUGE
16V	VAPOR VENT STACK	—	ABOVE DECK PIPING
19V	EMERGENCY SHUT DOWN	---	BELOW DECK PIPING
21V	HERMETIC GAUGE	⊙	
28V	DOCK CONNECTION ALARM		
38V	VAPOR DROP OR PENETRATION		

NOTE 2: TYPICAL RIGGING IN EACH TANK

NOTE 1: CONTAINMENT P/S

TRINITY MARINE -- EX. WTC 3016-3019

REV.	DATE	BY	CHK	APP	REVISION DESCRIPTION
2	08/08/23	MRV	DDA	JF	REVISED PER CLIENT COMMENTS
1	07/12/18	WFB	DDA		REVISED PER CLIENT COMMENTS
0	11/16/16	WFB	DDA		ISSUED FOR APPROVAL

KIRBY INLAND MARINE

VAPOR
PIPING FLOW DIAGRAM

KIRBY 30086

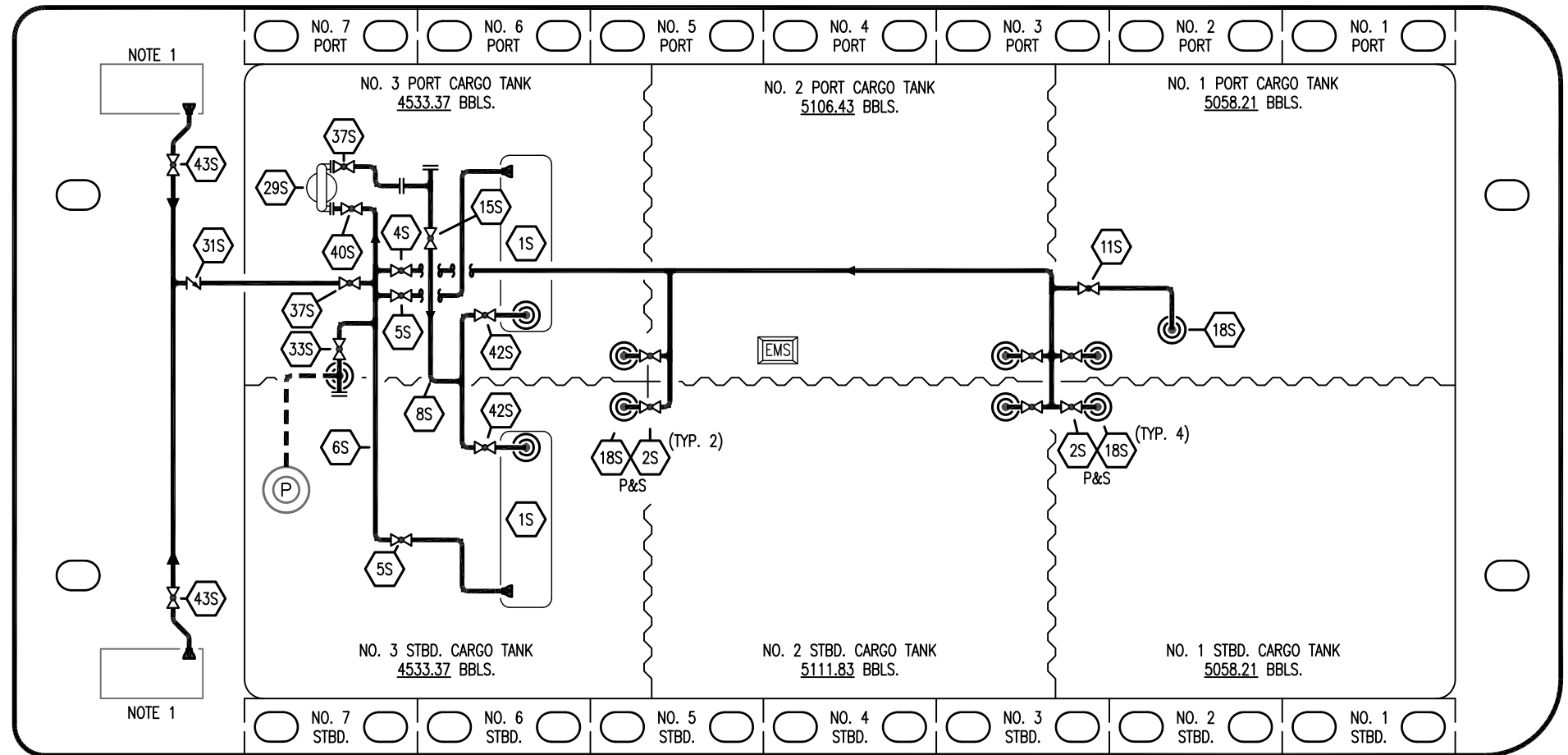
REV. 2

SCALE: NONE	PAGE: 2 OF 3
-------------	--------------

PORT

STERN

BOW



NOTE 1

NOTE 1

NO. 7 PORT

NO. 6 PORT

NO. 5 PORT

NO. 4 PORT

NO. 3 PORT

NO. 2 PORT

NO. 1 PORT

NO. 7 STBD.

NO. 6 STBD.

NO. 5 STBD.

NO. 4 STBD.

NO. 3 STBD.

NO. 2 STBD.

NO. 1 STBD.

NO. 3 PORT CARGO TANK
4533.37 BBLs.

NO. 2 PORT CARGO TANK
5106.43 BBLs.

NO. 1 PORT CARGO TANK
5058.21 BBLs.

NO. 3 STBD. CARGO TANK
4533.37 BBLs.

NO. 2 STBD. CARGO TANK
5111.83 BBLs.

NO. 1 STBD. CARGO TANK
5058.21 BBLs.

STARBOARD

NO DESCRIPTION

NO DESCRIPTION

- 1S SLOP TANK
- 2S CARGO SUMP SUCTION VALVE
- 5S SLOP TANK SUCTION VALVE
- 6S SUCTION HEADER PIPING
- 8S DISCHARGE HEADER PIPING
- 15S HEADER DISCHARGE VALVE
- 18S STRIPPING DROP
- 29S AIR PUMP

- 33S PUMP WELL SUCTION VALVE
- 37S BLOCK VALVE
- 40S HEADER SUCTION VALVE
- 42S SLOP TANK FILL VALVE
- 43S DRIP PAN SUCTION VALVE
- ABOVE DECK PIPING
- BELOW DECK PIPING

NOTE 1: CONTAINMENT P/S

TRINITY MARINE -- EX. WTC 3016--3019

REV.	DATE	BY	CHK	APP	REVISION DESCRIPTION
2	08/08/23	MRV	DDA	JF	REVISED PER CLIENT COMMENTS
1	07/12/18	WFB	DDA		REVISED PER CLIENT COMMENTS
0	11/16/16	WFB	DDA		ISSUED FOR APPROVAL

KIRBY INLAND MARINE 

**STRIPPING
PIPING FLOW DIAGRAM**

SCALE: NONE
PAGE: 3 OF 3

KIRBY 30086

REV. **2**