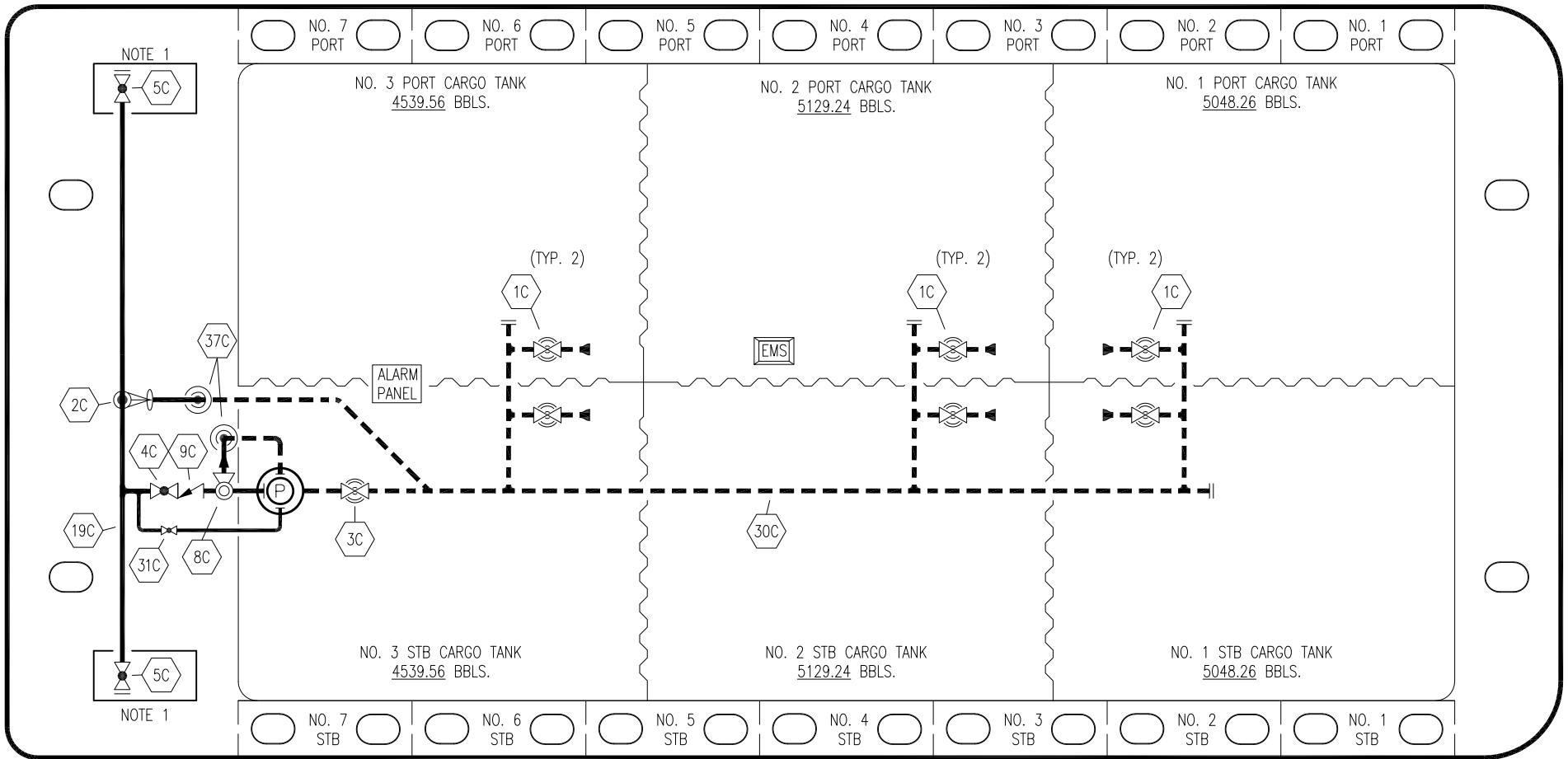





PORT

STERN

BOW

STARBOARD



NO	DESCRIPTION	NO	DESCRIPTION
1C	CARGO TANK VALVE	19C	CARGO HEADER
2C	LOAD VALVE	30C	CARGO PIPELINE
3C	MASTER SUCTION VALVE	31C	BYPASS VALVE
4C	DISCHARGE VALVE	37C	CARGO DROP 
5C	HEADER VALVE		ABOVE DECK PIPING
8C	RELIEF VALVE		BELOW DECK PIPING
9C	CHECK VALVE		

NOTE 1: CONTAINMENT P/S

TRINITY MARINE – EX. WTC 3012–3015

0	10/06/22	MRV	DDA	DAR	REVISED PER CLIENT COMMENTS
A	04/28/17	WFB	DDA		ISSUED FOR APPROVAL
REV.	DATE	BY	CHK	APP	REVISION DESCRIPTION

KIRBY INLAND MARINE 

**CARGO
PIPING FLOW DIAGRAM**

SCALE: NONE
PAGE: 1 OF 3

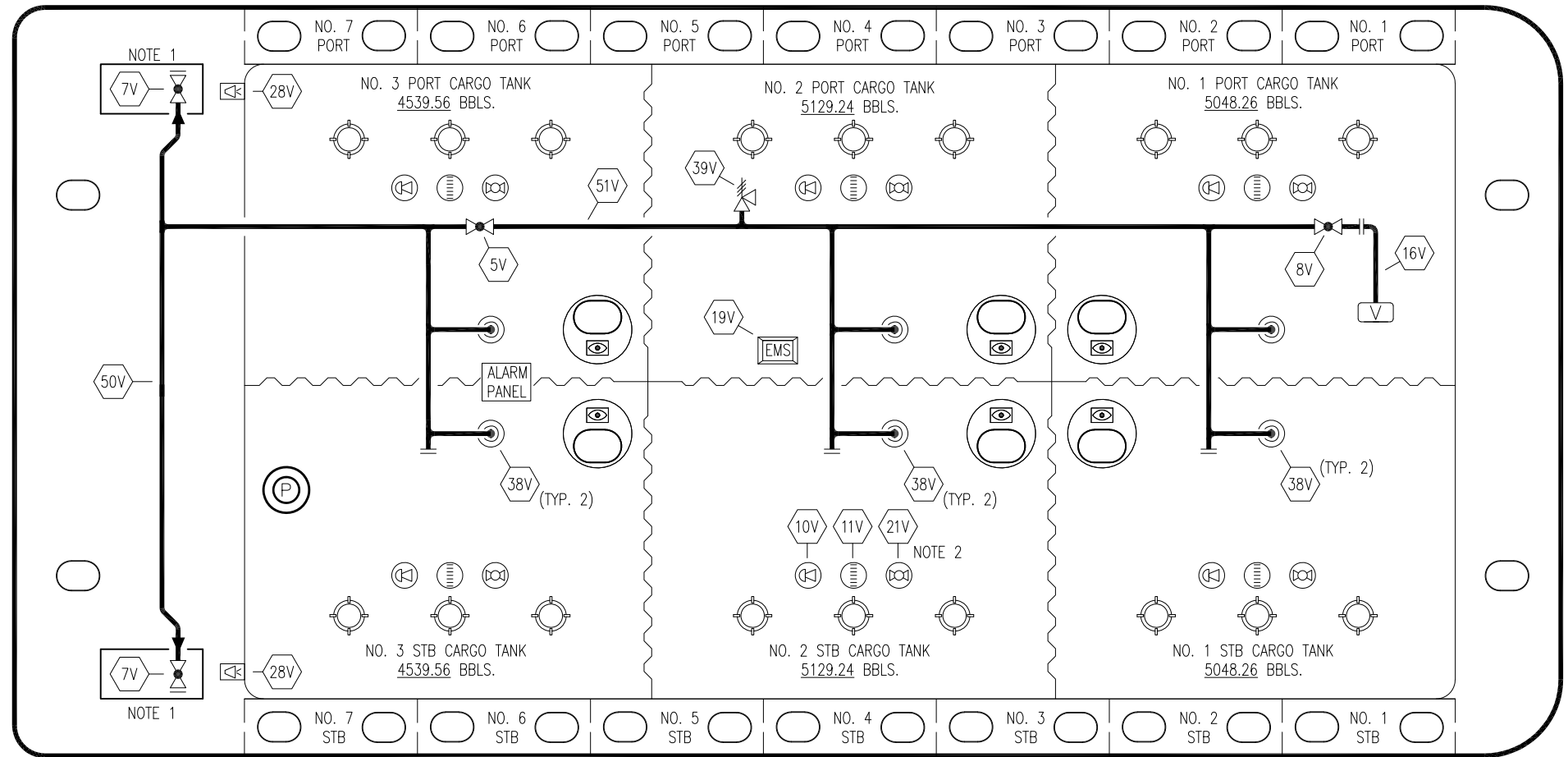
KIRBY 30083

REV. **0**

PORT

STERN

BOW



STARBOARD

NO	DESCRIPTION	NO	DESCRIPTION
5V	BLOCK VALVE	28V	DOCK CONNECTION ALARM
7V	HEADER VALVE	38V	VAPOR DROP OR PENETRATION
8V	VENT STACK VALVE	39V	PRESSURE/VACUUM RELIEF VALVE
10V	HIGH LEVEL/OVERFILL ALARM	50V	VAPOR HEADER
11V	GAUGE STICK	51V	VAPOR PIPELINE
16V	VAPOR VENT STACK	—	— ABOVE DECK PIPING
19V	EMERGENCY SHUT DOWN	---	--- BELOW DECK PIPING
21V	HERMETIC GAUGE		

NOTE 2: TYPICAL RIGGING IN EACH TANK

NOTE 1: CONTAINMENT P/S

TRINITY MARINE — EX. WTC 3012—3015

KIRBY INLAND MARINE 

**VAPOR
PIPING FLOW DIAGRAM**

REV.	DATE	BY	CHK	APP	REVISION DESCRIPTION
0	10/06/22	MRV	DDA	DAR	REVISED PER CLIENT COMMENTS
A	04/28/17	WFB	DDA		ISSUED FOR APPROVAL

SCALE: NONE
PAGE: 2 OF 3

KIRBY 30083

REV. **0**

