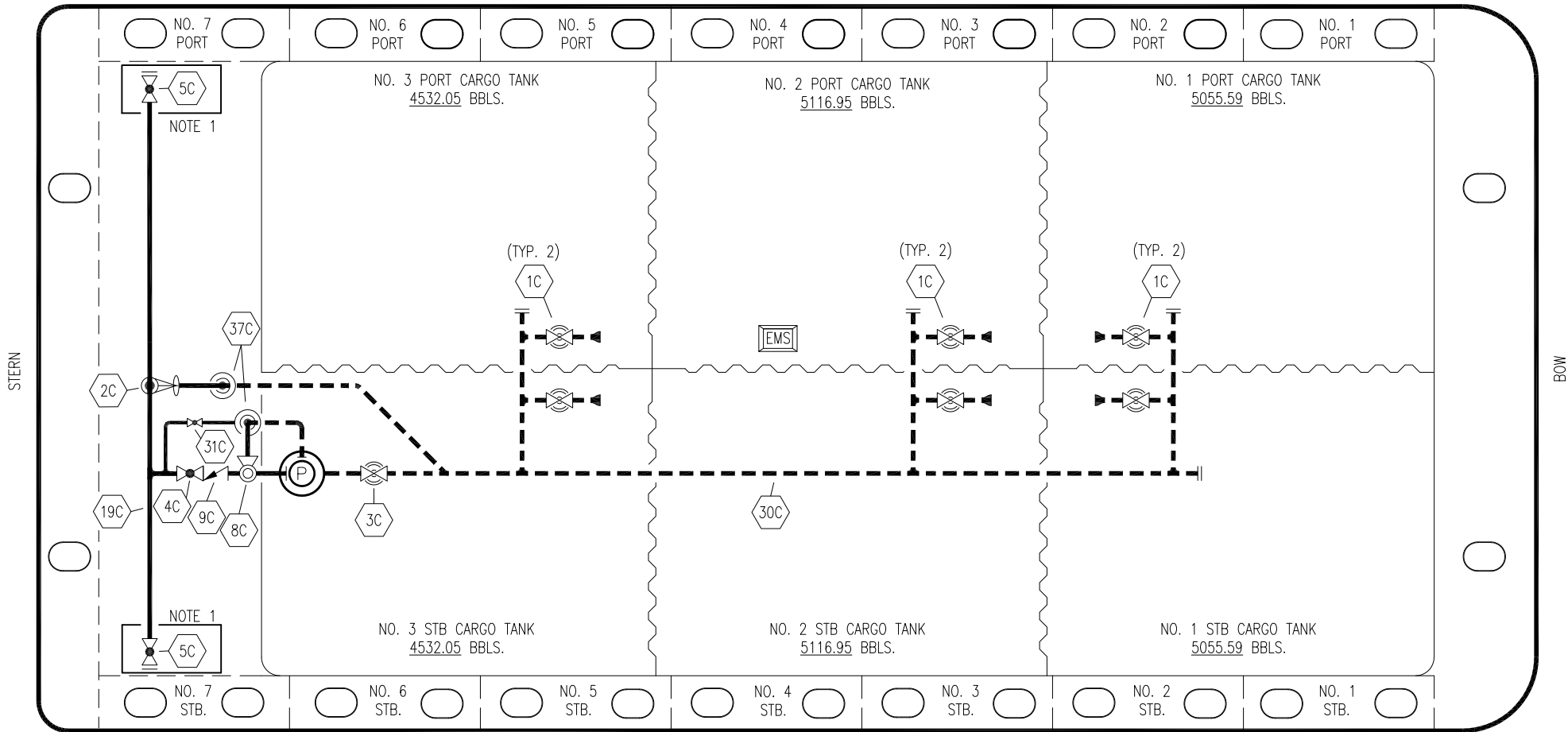





PORT



STERN

BOW

STARBOARD

NO	DESCRIPTION	NO	DESCRIPTION
1C	8" CARGO TANK VALVE	19C	8" CARGO HEADER
2C	8" LOAD VALVE	30C	10" CARGO PIPELINE
3C	10" MASTER SUCTION VALVE	31C	BYPASS VALVE
4C	8" DISCHARGE VALVE	37C	CARGO DROP 
5C	8" HEADER VALVE		ABOVE DECK PIPING
8C	6" RELIEF VALVE		BELOW DECK PIPING
9C	8" CHECK VALVE		

NOTE 1: CONTAINMENT P/S

TRINITY MARINE – EX. WTC 3012–3015

0	09/22/22	MRV	DDA	DL	REVISED PER CLIENT COMMENTS
A	04/28/17	WFB	DDA		ISSUED FOR APPROVAL
REV.	DATE	BY	CHK	APP	REVISION DESCRIPTION

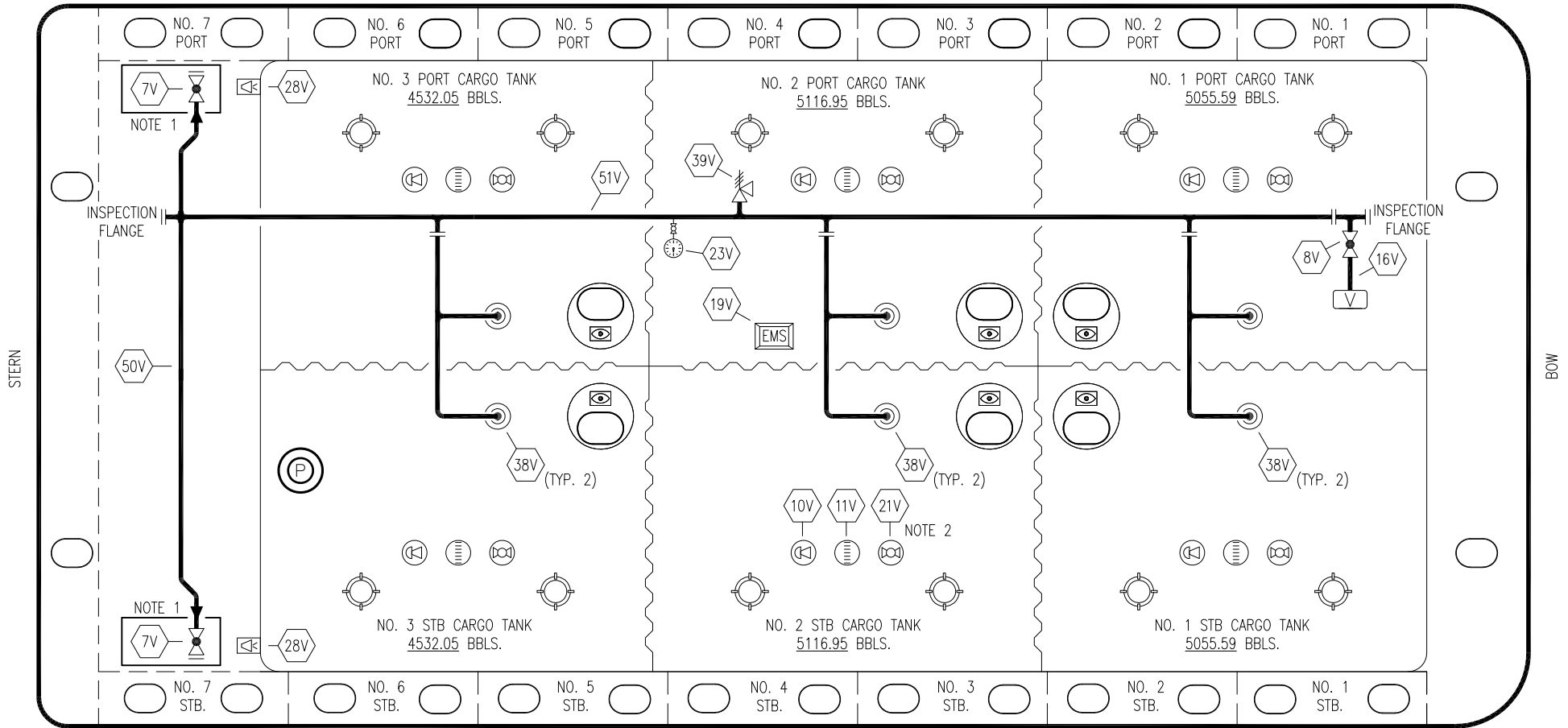
KIRBY INLAND MARINE 

**CARGO
PIPING FLOW DIAGRAM**

SCALE: NONE
PAGE: 1 OF 3

KIRBY 30082 REV. **0**

PORT



NO	DESCRIPTION	NO	DESCRIPTION
7V	HEADER VALVE	28V	DOCK CONNECTION ALARM
8V	VENT STACK VALVE	38V	VAPOR DROP OR PENETRATION (P)
10V	HIGH LEVEL/OVERFILL ALARM	39V	PRESSURE/VACUUM RELIEF VALVE
11V	GAUGE STICK	50V	VAPOR HEADER
16V	VAPOR VENT STACK	51V	VAPOR PIPELINE
19V	EMERGENCY SHUT DOWN	—	— ABOVE DECK PIPING
21V	HERMETIC GAUGE	---	--- BELOW DECK PIPING
23V	PRESSURE GAUGE		

NOTE 2: TYPICAL RIGGING IN EACH TANK
 NOTE 1: CONTAINMENT P/S

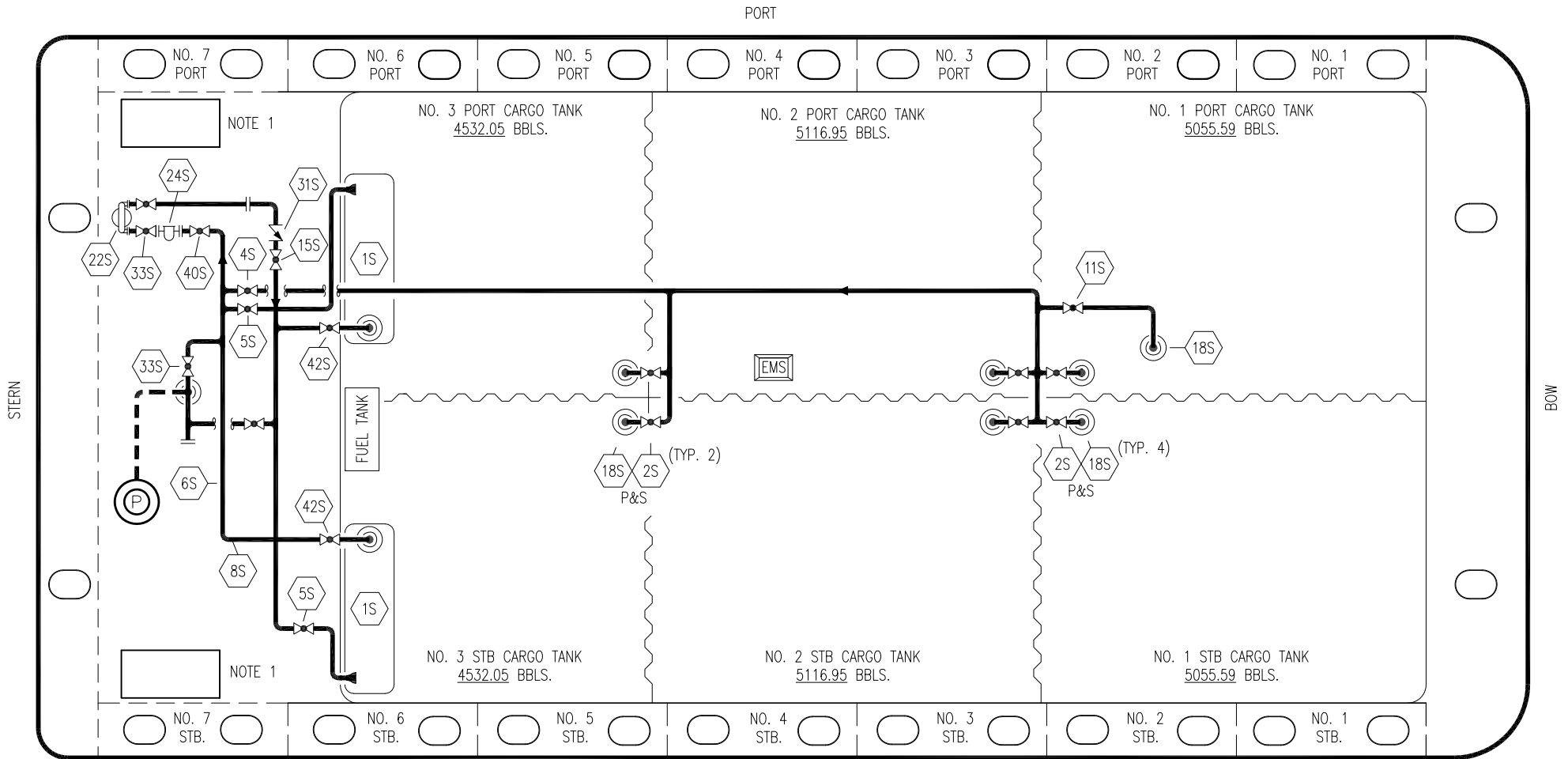
TRINITY MARINE – EX. WTC 3012–3015

REV.	DATE	BY	CHK	APP	REVISION DESCRIPTION
0	09/22/22	MRV	DDA	DL	REVISED PER CLIENT COMMENTS
A	04/28/17	WFB	DDA		ISSUED FOR APPROVAL

KIRBY INLAND MARINE

VAPOR PIPING FLOW DIAGRAM

SCALE: NONE	KIRBY 30082	PAGE: 2 OF 3
		REV. 0



NO	DESCRIPTION	NO	DESCRIPTION
1S	SLOP TANK	31S	CHECK VALVE
2S	CARGO SUMP SUCTION VALVE	33S	PUMP WELL SUCTION VALVE
5S	SLOP TANK SUCTION VALVE	37S	BLOCK VALVE
6S	SUCTION HEADER PIPING	40S	HEADER SUCTION VALVE
8S	DISCHARGE HEADER PIPING	42S	SLOP TANK FILL VALVE
15S	HEADER DISCHARGE VALVE		
18S	STRIPPING DROP		
22S	STRIPPING PUMP		
24S	BASKET STRAINER		

NOTE 1: CONTAINMENT P/S

— ABOVE DECK PIPING
 - - - BELOW DECK PIPING

REV.	DATE	BY	CHK	APP	REVISION DESCRIPTION
0	09/22/22	MRV	DDA	DL	REVISED PER CLIENT COMMENTS
A	04/28/17	WFB	DDA		ISSUED FOR APPROVAL

TRINITY MARINE — EX. WTC 3012—3015

KIRBY INLAND MARINE

**STRIPPING
PIPING FLOW DIAGRAM**

KIRBY 30082	REV. 0
SCALE: NONE	PAGE: 3 OF 3