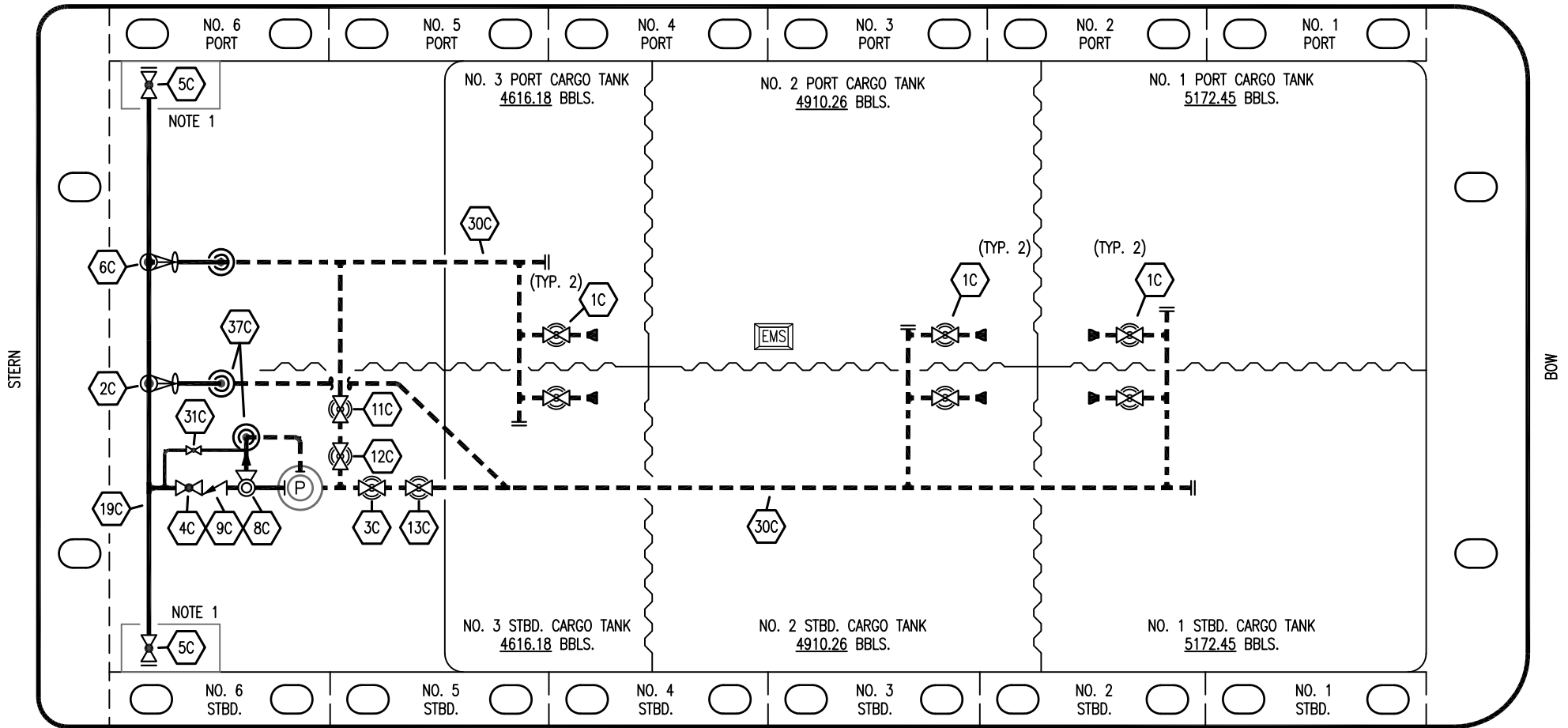


PORT



STERN

BOW

STARBOARD

NO	DESCRIPTION	NO	DESCRIPTION
1C	8" CARGO TANK VALVE	11C	#3 C/T BLOCK VALVE
2C	8" #1 & #2 C/T DOUBLE BLOCK LOAD VALVE	12C	#3 C/T SUCTION VALVE
3C	#1 & #2 C/T SUCTION VALVE	13C	#1 & #2 C/T BLOCK VALVE
4C	8" DISCHARGE VALVE	19C	8" CARGO HEADER
5C	8" HEADER VALVE	30C	10" CARGO PIPELINE
6C	8" #3 C/T DOUBLE BLOCK LOAD VALVE	31C	BYPASS VALVE
8C	6" RELIEF VALVE	37C	CARGO DROP
9C	8" CHECK VALVE	—	— ABOVE DECK PIPING
		---	--- BELOW DECK PIPING

NOTE 1: CONTAINMENT P/S

TRINITY MARINE — EX. WTC 3007—3008

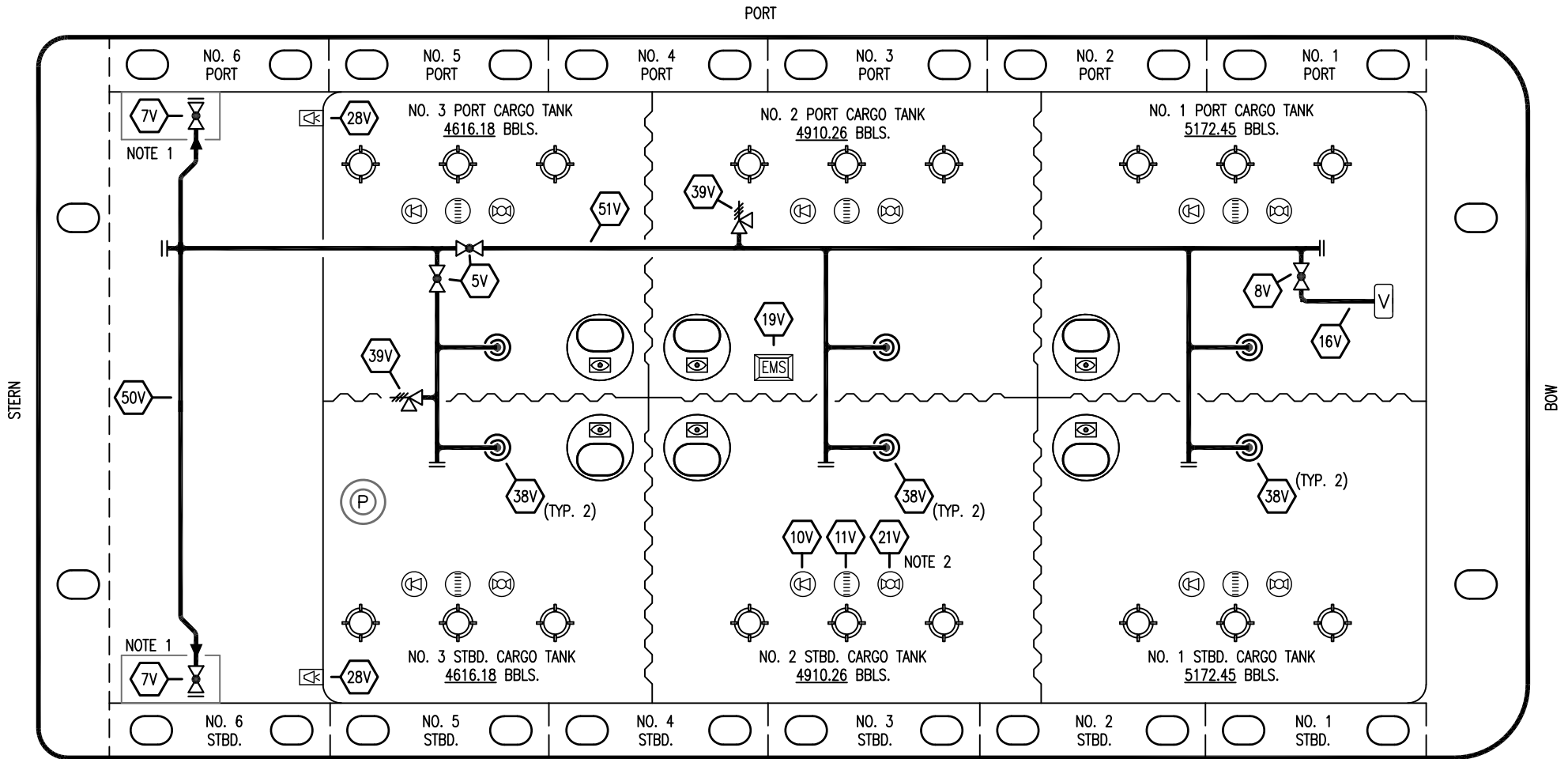
REV.	DATE	BY	CHK	APP	REVISION DESCRIPTION
3	06/15/23	MRV	DDA	TFB	REVISED PER CLIENT COMMENTS
2	08/21/18	WFB	DDA		REVISED PER CLIENT COMMENTS
1	07/09/18	WFB	DDA		REVISED PER CLIENT COMMENTS
0	11/16/16	WFB	DDA		ISSUED FOR APPROVAL

**KIRBY INLAND MARINE**

**CARGO  
PIPING FLOW DIAGRAM**

SCALE: NONE  
PAGE: 1 OF 3

**KIRBY 30079** REV. **3**



NO	DESCRIPTION
5V	BLOCK VALVE
7V	HEADER VALVE
8V	VENT STACK VALVE
10V	HIGH LEVEL/OVERFILL ALARM
11V	GAUGE STICK
16V	VAPOR VENT STACK
19V	EMERGENCY SHUT DOWN
21V	HERMETIC GAUGE

NO	DESCRIPTION
28V	DOCK CONNECTION ALARM
38V	VAPOR DROP OR PENETRATION
39V	PRESSURE/VACUUM RELIEF VALVE
50V	VAPOR HEADER
51V	VAPOR PIPELINE
—	ABOVE DECK PIPING
- - -	BELOW DECK PIPING

NOTE 2: TYPICAL RIGGING IN EACH TANK  
 NOTE 1: CONTAINMENT P/S

TRINITY MARINE – EX. WTC 3007–3008

# KIRBY INLAND MARINE

## VAPOR PIPING FLOW DIAGRAM

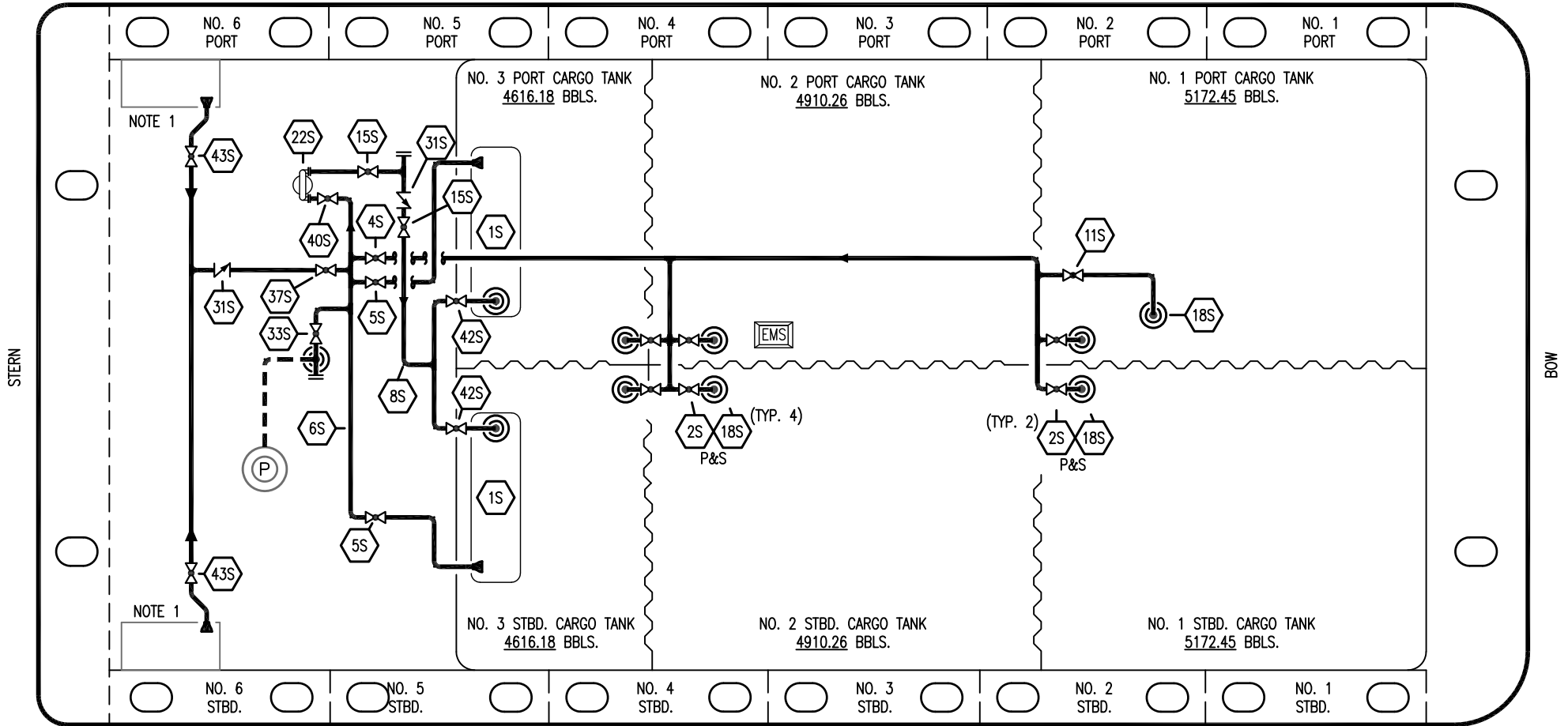
REV.	DATE	BY	CHK	APP	REVISION DESCRIPTION
3	06/15/23	MRV	DDA	TFB	REVISED PER CLIENT COMMENTS
2	08/21/18	WFB	DDA		REVISED PER CLIENT COMMENTS
1	07/09/18	WFB	DDA		REVISED PER CLIENT COMMENTS
0	11/16/16	WFB	DDA		ISSUED FOR APPROVAL

SCALE: NONE  
 PAGE: 2 OF 3

**KIRBY 30079**

REV. **3**

PORT



STERN

BOW

STARBOARD

NO	DESCRIPTION	NO	DESCRIPTION
1S	SLOP TANK	31S	CHECK VALVE
2S	CARGO SUMP SUCTION VALVE	33S	PUMP WELL SUCTION VALVE
4S	C/T SUCTION VALVE	37S	BLOCK VALVE
5S	SLOP TANK SUCTION VALVE	40S	HEADER SUCTION VALVE
6S	SUCTION HEADER PIPING	42S	SLOP TANK FILL VALVE
8S	DISCHARGE HEADER PIPING	43S	DRIP PAN SUCTION VALVE
11S	STRIPPING PIPELINE	—	— ABOVE DECK PIPING
15S	HEADER DISCHARGE VALVE	---	--- BELOW DECK PIPING
18S	STRIPPING DROP		
22S	STRIPPING PUMP		

NOTE 1: CONTAINMENT P/S

TRINITY MARINE – EX. WTC 3007–3008

**KIRBY INLAND MARINE** 

**STRIPPING  
PIPING FLOW DIAGRAM**

REV.	DATE	BY	CHK	APP	REVISION DESCRIPTION
3	06/15/23	MRV	DDA	TFB	REVISED PER CLIENT COMMENTS
2	08/21/18	WFB	DDA		REVISED PER CLIENT COMMENTS
1	07/09/18	WFB	DDA		REVISED PER CLIENT COMMENTS
0	11/16/16	WFB	DDA		ISSUED FOR APPROVAL

SCALE: NONE  
PAGE: 3 OF 3

**KIRBY 30079**

REV. **3**