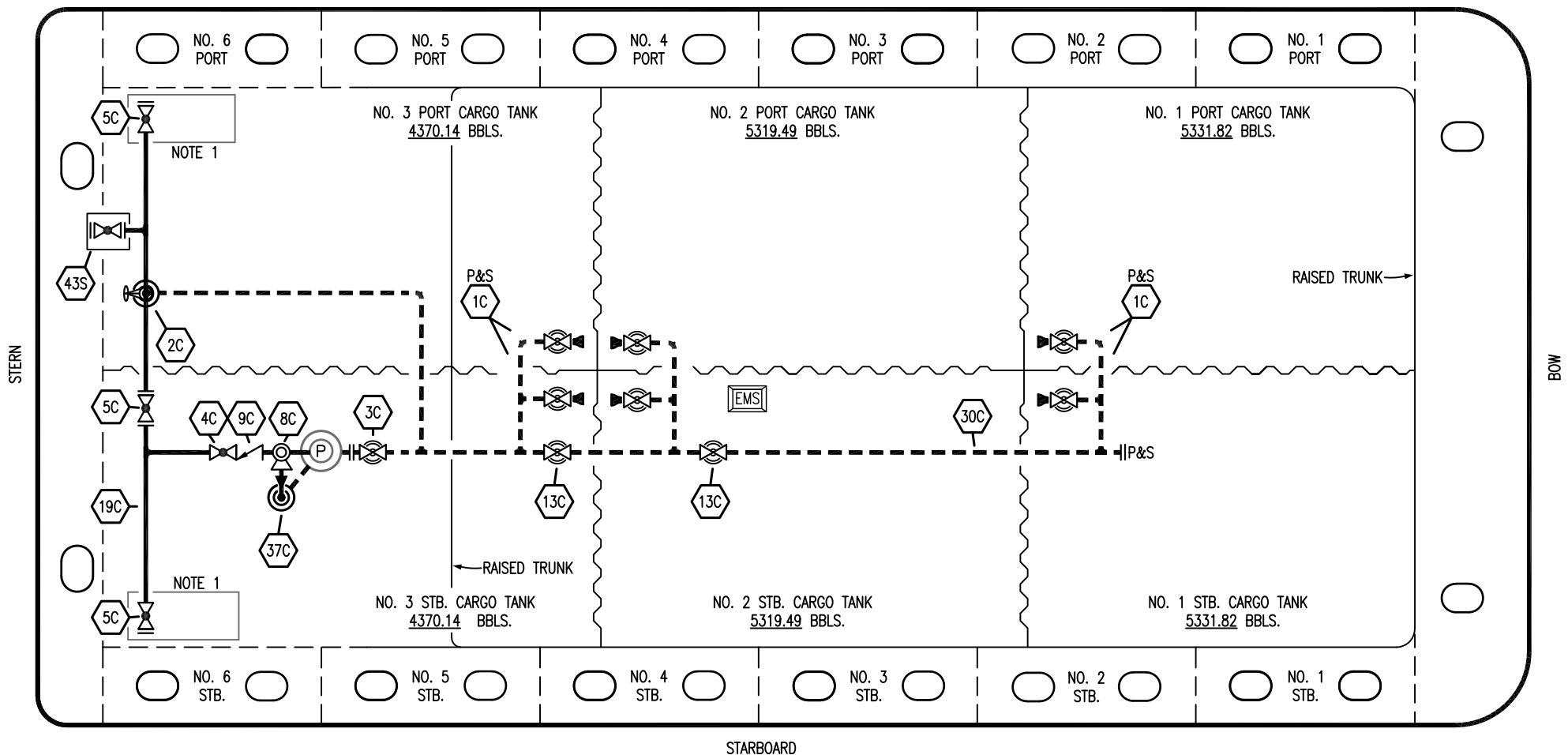


PORT



- | | | | |
|-----------|----------------------|-----------|--------------------------|
| NO | DESCRIPTION | NO | DESCRIPTION |
| 1C | CARGO TANK VALVE | 13C | CARGO PIPING BLOCK VALVE |
| 2C | LOAD VALVE | 19C | CARGO HEADER |
| 3C | MASTER SUCTION VALVE | 30C | CARGO PIPELINE |
| 4C | DISCHARGE VALVE | 37C | CARGO DROP |
| 5C | HEADER VALVE | 43S | STERN HEADER VALVE |
| 8C | RELIEF VALVE | | ABOVE DECK PIPING |
| 9C | CHECK VALVE | | BELOW DECK PIPING |

NOTE 1: CONTAINMENT P/S

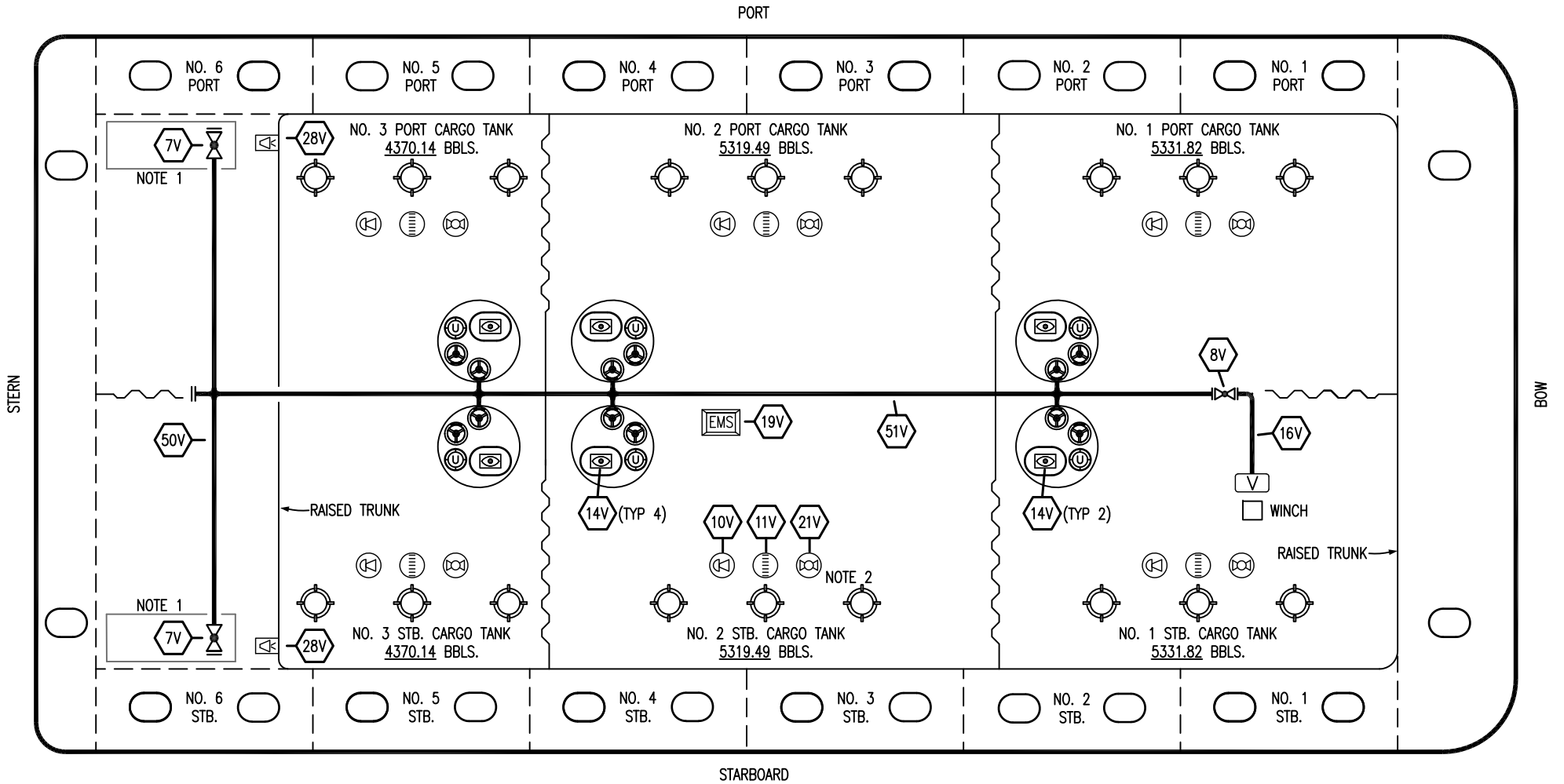
REV.	DATE	BY	CHK	APP	REVISION DESCRIPTION
1	01/11/23	MRV	DDA	MW	REVISED PER CLIENT COMMENTS
0	02/19/19	MRV	DDA		ISSUED FOR APPROVAL

EX. ACT 101

KIRBY INLAND MARINE

CARGO
PIPING FLOW DIAGRAM

SCALE: NONE	KIRBY 30032	REV. 1
PAGE: 1 OF 3		



- | NO | DESCRIPTION |
|-----|----------------------------|
| 5V | BLOCK VALVE |
| 7V | HEADER VALVE |
| 8V | VENT STACK VALVE |
| 10V | HIGH LEVEL/OVERFILL ALARM |
| 11V | 1-METER GAUGE STICK |
| 14V | SIGHT GLASS |
| 16V | VAPOR VENT STACK |
| 19V | EMERGENCY ENGINE SHUT DOWN |
| 21V | HERMETIC GAUGE |

- | NO | DESCRIPTION |
|-----|--------------------------|
| 24V | PRESSURE RELIEF VALVE |
| 28V | DOCK CONNECTION ALARM |
| 50V | VAPOR HEADER |
| 51V | VAPOR PIPELINE |
| 2S | CARGO SUMP SUCTION VALVE |
| 18S | STRIPPING DROP |
| | ABOVE DECK PIPING |

NOTE 2: TYPICAL RIGGING IN EACH TANK
 NOTE 1: CONTAINMENT P/S

REV.	DATE	BY	CHK	APP	REVISION DESCRIPTION
1	01/11/23	MRV	DDA	MW	REVISED PER CLIENT COMMENTS
0	02/19/19	MRV	DDA		ISSUED FOR APPROVAL

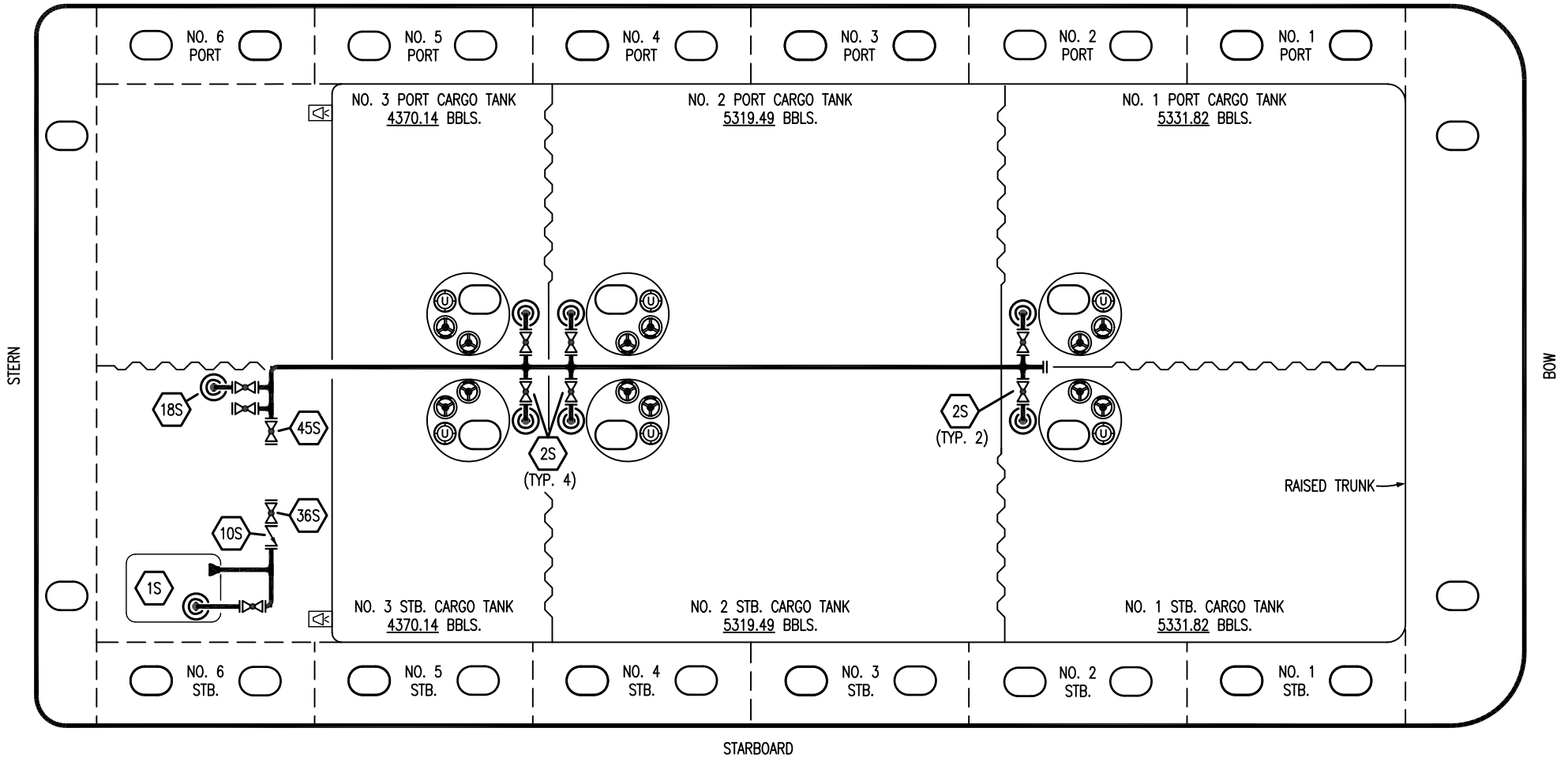
EX. ACT 101

KIRBY INLAND MARINE

**VAPOR
PIPING FLOW DIAGRAM**

KIRBY 30032	REV. 1
SCALE: NONE	PAGE: 2 OF 3

PORT



STARBOARD

NO	DESCRIPTION
1S	SLOP TANK
2S	CARGO SUMP SUCTION VALVE
10S	SLOP TANK CHECK VALVE
18S	STRIPPING DROP
31S	CHECK VALVE
36S	STRIPPING PUMP DISCHARGE VALVE
45S	STRIPPING PUMP SUCTION VALVE

EX. ACT 101

REV.	DATE	BY	CHK	APP	REVISION DESCRIPTION
1	01/11/23	MRV	DDA	MW	REVISED PER CLIENT COMMENTS
0	02/19/19	MRV	DDA		ISSUED FOR APPROVAL

KIRBY INLAND MARINE

**STRIPPING
PIPING FLOW DIAGRAM**

SCALE: NONE	KIRBY 30032
PAGE: 3 OF 3	REV. 1