




KIRBY 30016T



Barge Strapping Tables





BARGE "KIRBY 30016T"

ULLAGE TRIM TABLE

FORMERLY "DXE 3059T"

	1 FT.		2 FT.		3 FT.		4 FT.		5 FT.		6 FT.	
	<u>BOW</u>	<u>STERN</u>	<u>BOW</u>	<u>STERN</u>	<u>BOW</u>	<u>STERN</u>	<u>BOW</u>	<u>STERN</u>	<u>BOW</u>	<u>STERN</u>	<u>BOW</u>	<u>STERN</u>
1 PORT	- 00-0/8	00-0/8	- 00-0/8	00-0/8	- 00-0/8	00-0/8	- 00-1/8	00-1/8	- 00-1/8	00-1/8	- 00-1/8	00-1/8
1 STBD	- 00-0/8	00-0/8	- 00-0/8	00-0/8	- 00-0/8	00-0/8	- 00-1/8	00-1/8	- 00-1/8	00-1/8	- 00-1/8	00-1/8
2 PORT	- 00-1/8	00-1/8	- 00-1/8	00-1/8	- 00-1/4	00-1/4	- 00-3/8	00-3/8	- 00-3/8	00-3/8	- 00-1/2	00-1/2
2 STBD	- 00-1/8	00-1/8	- 00-1/8	00-1/8	- 00-1/4	00-1/4	- 00-3/8	00-3/8	- 00-3/8	00-3/8	- 00-1/2	00-1/2
3 PORT	- 00-1/8	00-1/8	- 00-1/4	00-1/4	- 00-1/2	00-1/2	- 00-5/8	00-5/8	- 00-3/4	00-3/4	- 00-7/8	00-7/8
3 STBD	- 00-1/8	00-1/8	- 00-1/4	00-1/4	- 00-1/2	00-1/2	- 00-5/8	00-5/8	- 00-3/4	00-3/4	- 00-7/8	00-7/8

(ALL MEASUREMENTS ABOVE ARE IN INCHES)

EXAMPLE FOR ABOVE TRIM CORRECTIONS:

FWD. DRAFT = 2'-00"
 AFT DRAFT = 4'-00"
 DIFF. = 2'-00" (DOWN BY STERN)

THE CORRECTION FOR 2'-00" TRIM DOWN BY STERN FOR 2 PORT IS 00-1/8"
 FOR A MEASURED ULLAGE GAUGE OF 4'-00" ON 2 PORT THE TRIM CORRECTED ULLAGE IS 4'-00 1/8"

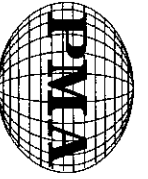
LENGTH BETWEEN DRAFT MARKS: 261'-00"

December 19, 2001

PRECISION MEASUREMENT

& ANALYSIS, INC.
 P.O. Box 2092
 Pearland, Texas 77588

<http://www.pmacorp.net>



BARGE "KIRBY 30016T"

2 PORT ULLAGE TABLE

CAPACITIES GIVEN IN WHOLE BARRELS OF 42 U.S. GALLONS

FORMERLY "DXE 3069T"

GAUGE HEIGHT 17'-00 1/2"


IN	0 FT.		1 FT.		2 FT.		3 FT.		4 FT.		5 FT.		6 FT.		7 FT.		8 FT.		9 FT.	
	IN	0	IN	0	IN	0	IN	0	IN	0	IN	0	IN	0	IN	0	IN	0	IN	0
0	1/4	0	1/4	0	1/4	0	1/4	0	1/4	0	1/4	0	1/4	0	1/4	0	1/4	0	1/4	0
1	1/4	1	1/4	1	1/4	1	1/4	1	1/4	1	1/4	1	1/4	1	1/4	1	1/4	1	1/4	1
2	1/4	2	1/4	2	1/4	2	1/4	2	1/4	2	1/4	2	1/4	2	1/4	2	1/4	2	1/4	2
3	1/4	3	1/4	3	1/4	3	1/4	3	1/4	3	1/4	3	1/4	3	1/4	3	1/4	3	1/4	3
4	1/4	4	1/4	4	1/4	4	1/4	4	1/4	4	1/4	4	1/4	4	1/4	4	1/4	4	1/4	4
5	1/4	5	1/4	5	1/4	5	1/4	5	1/4	5	1/4	5	1/4	5	1/4	5	1/4	5	1/4	5
6	1/4	6	1/4	6	1/4	6	1/4	6	1/4	6	1/4	6	1/4	6	1/4	6	1/4	6	1/4	6
7	1/4	7	1/4	7	1/4	7	1/4	7	1/4	7	1/4	7	1/4	7	1/4	7	1/4	7	1/4	7
8	1/4	8	1/4	8	1/4	8	1/4	8	1/4	8	1/4	8	1/4	8	1/4	8	1/4	8	1/4	8
9	1/4	9	1/4	9	1/4	9	1/4	9	1/4	9	1/4	9	1/4	9	1/4	9	1/4	9	1/4	9
10	1/4	10	1/4	10	1/4	10	1/4	10	1/4	10	1/4	10	1/4	10	1/4	10	1/4	10	1/4	10
11	1/4	11	1/4	11	1/4	11	1/4	11	1/4	11	1/4	11	1/4	11	1/4	11	1/4	11	1/4	11
12	1/4	12	1/4	12	1/4	12	1/4	12	1/4	12	1/4	12	1/4	12	1/4	12	1/4	12	1/4	12
13	1/4	13	1/4	13	1/4	13	1/4	13	1/4	13	1/4	13	1/4	13	1/4	13	1/4	13	1/4	13
14	1/4	14	1/4	14	1/4	14	1/4	14	1/4	14	1/4	14	1/4	14	1/4	14	1/4	14	1/4	14
15	1/4	15	1/4	15	1/4	15	1/4	15	1/4	15	1/4	15	1/4	15	1/4	15	1/4	15	1/4	15
16	1/4	16	1/4	16	1/4	16	1/4	16	1/4	16	1/4	16	1/4	16	1/4	16	1/4	16	1/4	16
17	1/4	17	1/4	17	1/4	17	1/4	17	1/4	17	1/4	17	1/4	17	1/4	17	1/4	17	1/4	17
18	1/4	18	1/4	18	1/4	18	1/4	18	1/4	18	1/4	18	1/4	18	1/4	18	1/4	18	1/4	18
19	1/4	19	1/4	19	1/4	19	1/4	19	1/4	19	1/4	19	1/4	19	1/4	19	1/4	19	1/4	19
20	1/4	20	1/4	20	1/4	20	1/4	20	1/4	20	1/4	20	1/4	20	1/4	20	1/4	20	1/4	20
21	1/4	21	1/4	21	1/4	21	1/4	21	1/4	21	1/4	21	1/4	21	1/4	21	1/4	21	1/4	21
22	1/4	22	1/4	22	1/4	22	1/4	22	1/4	22	1/4	22	1/4	22	1/4	22	1/4	22	1/4	22
23	1/4	23	1/4	23	1/4	23	1/4	23	1/4	23	1/4	23	1/4	23	1/4	23	1/4	23	1/4	23
24	1/4	24	1/4	24	1/4	24	1/4	24	1/4	24	1/4	24	1/4	24	1/4	24	1/4	24	1/4	24
25	1/4	25	1/4	25	1/4	25	1/4	25	1/4	25	1/4	25	1/4	25	1/4	25	1/4	25	1/4	25
26	1/4	26	1/4	26	1/4	26	1/4	26	1/4	26	1/4	26	1/4	26	1/4	26	1/4	26	1/4	26
27	1/4	27	1/4	27	1/4	27	1/4	27	1/4	27	1/4	27	1/4	27	1/4	27	1/4	27	1/4	27
28	1/4	28	1/4	28	1/4	28	1/4	28	1/4	28	1/4	28	1/4	28	1/4	28	1/4	28	1/4	28
29	1/4	29	1/4	29	1/4	29	1/4	29	1/4	29	1/4	29	1/4	29	1/4	29	1/4	29	1/4	29
30	1/4	30	1/4	30	1/4	30	1/4	30	1/4	30	1/4	30	1/4	30	1/4	30	1/4	30	1/4	30
31	1/4	31	1/4	31	1/4	31	1/4	31	1/4	31	1/4	31	1/4	31	1/4	31	1/4	31	1/4	31
32	1/4	32	1/4	32	1/4	32	1/4	32	1/4	32	1/4	32	1/4	32	1/4	32	1/4	32	1/4	32
33	1/4	33	1/4	33	1/4	33	1/4	33	1/4	33	1/4	33	1/4	33	1/4	33	1/4	33	1/4	33
34	1/4	34	1/4	34	1/4	34	1/4	34	1/4	34	1/4	34	1/4	34	1/4	34	1/4	34	1/4	34

CERTIFIED CHART FOR THE ABOVE NAMED TANK ONLY.

PRECISION MEASUREMENT
& ANALYSIS, INC.

P.O. Box 2092
Pearland, Texas 77588
http://www.pmaacorp.net

BARGE STRAPPED AND COMPUTED IN ACCORDANCE WITH MEMS CHAPTER 2.7.
CAPACITY TABLE ONLY APPLIES WHEN BARGE IS ON EVEN KEEL.
CAPACITY TABLE STOPS AT UNDERSIDE OF DECK AT GAUGE POINT.
CAPACITY TABLE ONLY APPLIES TO ULLAGE GAUGES TAKEN WITH "HERMETIC" CLOSED GAUGING DEVICE
AND MANUAL GAUGES TAKEN AT STANDPIPE.
GAUGE POINT: (HERMETIC) LOCATED 11'-01" OFF CENTERLINE AND 41'-05" FORWARD OF AFT BULKHEAD.
GAUGE POINT: (MANUAL) LOCATED 11'-01" OFF CENTERLINE AND 40'-00" FORWARD OF AFT BULKHEAD.



BARGE "KIRBY 30016T"

3 STBD
ULLAGE TABLE

CAPACITIES GIVEN IN WHOLE BARRELS OF 42 U.S. GALLONS

FORMERLY "DXE 3059T"

GAUGE HEIGHT 17'-01 1/4"

0 FT.		1 FT.		2 FT.		3 FT.		4 FT.		5 FT.		6 FT.		7 FT.		8 FT.		9 FT.	
IN	0	IN	0	IN	0	IN	0	IN	0	IN	0	IN	0	IN	0	IN	0	IN	0
0																			
1/4		1/4		1/4		1/4		1/4		1/4		1/4		1/4		1/4		1/4	
1/2		1/2		1/2		1/2		1/2		1/2		1/2		1/2		1/2		1/2	
3/4		3/4		3/4		3/4		3/4		3/4		3/4		3/4		3/4		3/4	
1		1		1		1		1		1		1		1		1		1	
1/4		1/4		1/4		1/4		1/4		1/4		1/4		1/4		1/4		1/4	
1/2		1/2		1/2		1/2		1/2		1/2		1/2		1/2		1/2		1/2	
3/4		3/4		3/4		3/4		3/4		3/4		3/4		3/4		3/4		3/4	
2		2		2		2		2		2		2		2		2		2	
1/4		1/4		1/4		1/4		1/4		1/4		1/4		1/4		1/4		1/4	
1/2		1/2		1/2		1/2		1/2		1/2		1/2		1/2		1/2		1/2	
3/4		3/4		3/4		3/4		3/4		3/4		3/4		3/4		3/4		3/4	
3		3		3		3		3		3		3		3		3		3	
1/4		1/4		1/4		1/4		1/4		1/4		1/4		1/4		1/4		1/4	
1/2		1/2		1/2		1/2		1/2		1/2		1/2		1/2		1/2		1/2	
3/4		3/4		3/4		3/4		3/4		3/4		3/4		3/4		3/4		3/4	
4		4		4		4		4		4		4		4		4		4	
1/4		1/4		1/4		1/4		1/4		1/4		1/4		1/4		1/4		1/4	
1/2		1/2		1/2		1/2		1/2		1/2		1/2		1/2		1/2		1/2	
3/4		3/4		3/4		3/4		3/4		3/4		3/4		3/4		3/4		3/4	
5		5		5		5		5		5		5		5		5		5	
1/4		1/4		1/4		1/4		1/4		1/4		1/4		1/4		1/4		1/4	
1/2		1/2		1/2		1/2		1/2		1/2		1/2		1/2		1/2		1/2	
3/4		3/4		3/4		3/4		3/4		3/4		3/4		3/4		3/4		3/4	
6		6		6		6		6		6		6		6		6		6	
1/4		1/4		1/4		1/4		1/4		1/4		1/4		1/4		1/4		1/4	
1/2		1/2		1/2		1/2		1/2		1/2		1/2		1/2		1/2		1/2	
3/4		3/4		3/4		3/4		3/4		3/4		3/4		3/4		3/4		3/4	
7		7		7		7		7		7		7		7		7		7	
1/4		1/4		1/4		1/4		1/4		1/4		1/4		1/4		1/4		1/4	
1/2		1/2		1/2		1/2		1/2		1/2		1/2		1/2		1/2		1/2	
3/4		3/4		3/4		3/4		3/4		3/4		3/4		3/4		3/4		3/4	
8		8		8		8		8		8		8		8		8		8	
1/4		1/4		1/4		1/4		1/4		1/4		1/4		1/4		1/4		1/4	
1/2		1/2		1/2		1/2		1/2		1/2		1/2		1/2		1/2		1/2	
3/4		3/4		3/4		3/4		3/4		3/4		3/4		3/4		3/4		3/4	
9		9		9		9		9		9		9		9		9		9	
1/4		1/4		1/4		1/4		1/4		1/4		1/4		1/4		1/4		1/4	
1/2		1/2		1/2		1/2		1/2		1/2		1/2		1/2		1/2		1/2	
3/4		3/4		3/4		3/4		3/4		3/4		3/4		3/4		3/4		3/4	
10		10		10		10		10		10		10		10		10		10	
1/4		1/4		1/4		1/4		1/4		1/4		1/4		1/4		1/4		1/4	
1/2		1/2		1/2		1/2		1/2		1/2		1/2		1/2		1/2		1/2	
3/4		3/4		3/4		3/4		3/4		3/4		3/4		3/4		3/4		3/4	
11		11		11		11		11		11		11		11		11		11	
1/4		1/4		1/4		1/4		1/4		1/4		1/4		1/4		1/4		1/4	
1/2		1/2		1/2		1/2		1/2		1/2		1/2		1/2		1/2		1/2	
3/4		3/4		3/4		3/4		3/4		3/4		3/4		3/4		3/4		3/4	
12		12		12		12		12		12		12		12		12		12	
1/4		1/4		1/4		1/4		1/4		1/4		1/4		1/4		1/4		1/4	
1/2		1/2		1/2		1/2		1/2		1/2		1/2		1/2		1/2		1/2	
3/4		3/4		3/4		3/4		3/4		3/4		3/4		3/4		3/4		3/4	
13		13		13		13		13		13		13		13		13		13	
1/4		1/4		1/4		1/4		1/4		1/4		1/4		1/4		1/4		1/4	
1/2		1/2		1/2		1/2		1/2		1/2		1/2		1/2		1/2		1/2	
3/4		3/4		3/4		3/4		3/4		3/4		3/4		3/4		3/4		3/4	

BARGE STRAPPED AND COMPUTED IN ACCORDANCE WITH N.P.M.S. CHAPTER 2.7.

CERTIFIED CHART FOR THE ABOVE NAMED TANK ONLY.

CAPACITY TABLE ONLY APPLIES WHEN BARGE IS ON EVEN KEEL.
 CAPACITY TABLE STOPS AT UNDERSIDE OF DECK AT GAUGE POINT.
 CAPACITY TABLE ONLY APPLIES TO ULLAGE GAUGES TAKEN WITH "HERMETIC" CLOSED GAUGING DEVICE
 AND MANUAL GAUGES TAKEN AT STANDPIPE.
 GAUGE POINT: (HERMETIC) LOCATED 11'-02" OFF CENTERLINE AND 36'-07" FORWARD OF AFT BULKHEAD.
 GAUGE POINT: (MANUAL) LOCATED 11'-02" OFF CENTERLINE AND 36'-02" FORWARD OF AFT BULKHEAD.

SHEET NO. 11 OF 12

Precision Measurement & Analysis, Inc.
 P.O. Box 2092
 Pearland, Texas 77588
 http://www.pmatcorp.net

