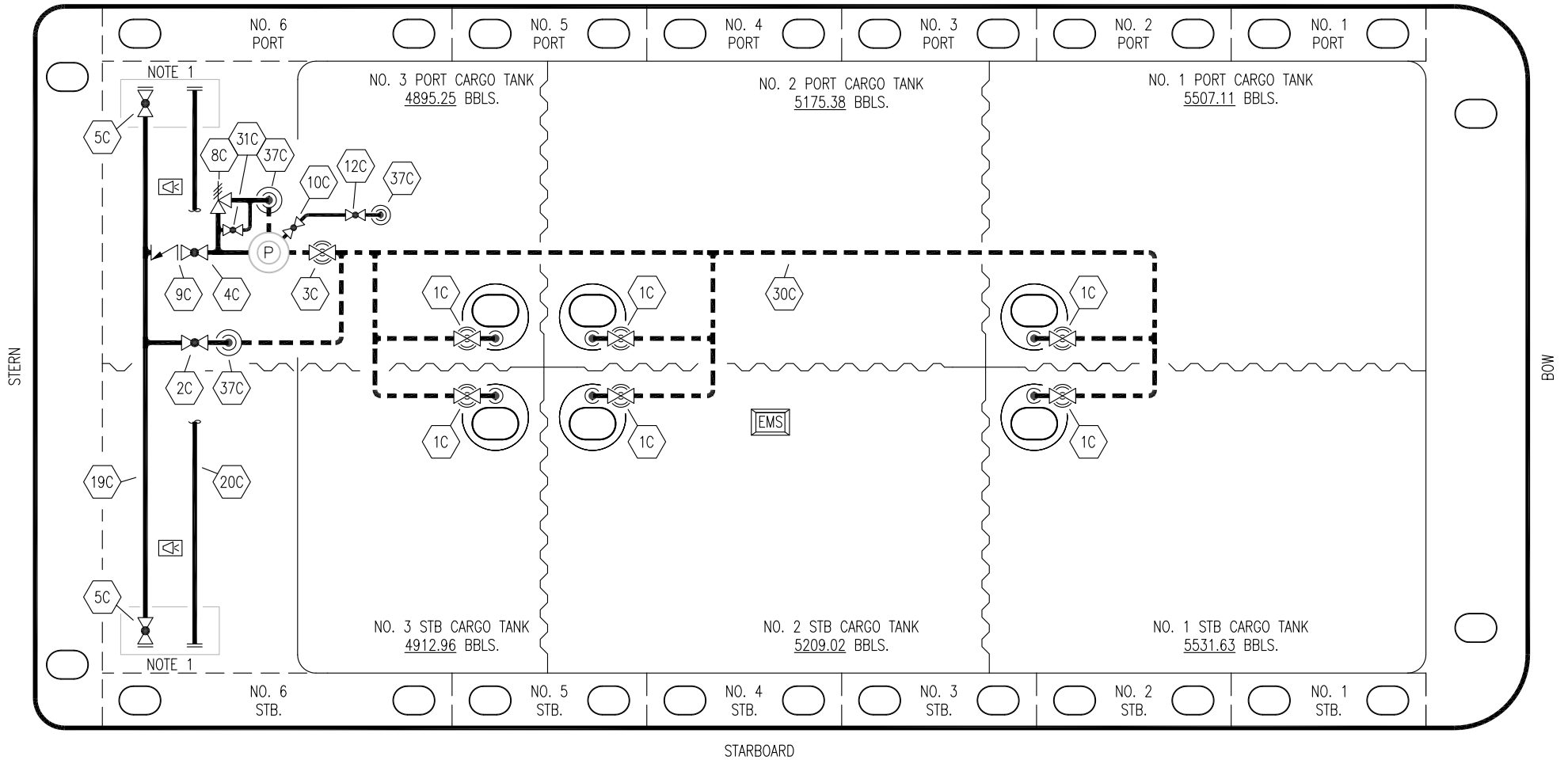





PORT



STERN

BOW

STARBOARD

- | | | | |
|-----|----------------------|---|--|
| NO | DESCRIPTION | NO | DESCRIPTION |
| 1C | CARGO TANK VALVE | 12C | BURP VALVE RETURN TO CARGO TANK |
| 2C | LOAD VALVE | 19C | CARGO HEADER |
| 3C | MASTER SUCTION VALVE | 20C | DUMMY HEADER PIPING |
| 4C | DISCHARGE VALVE | 30C | CARGO PIPELINE |
| 5C | HEADER VALVE | 31C | 2" BYPASS VALVE |
| 8C | RELIEF VALVE | 37C | CARGO DROP  |
| 9C | CHECK VALVE |  | ABOVE DECK PIPING |
| 10C | BURP VALVE |  | BELOW DECK PIPING |

NOTE 1: CONTAINMENT P/S

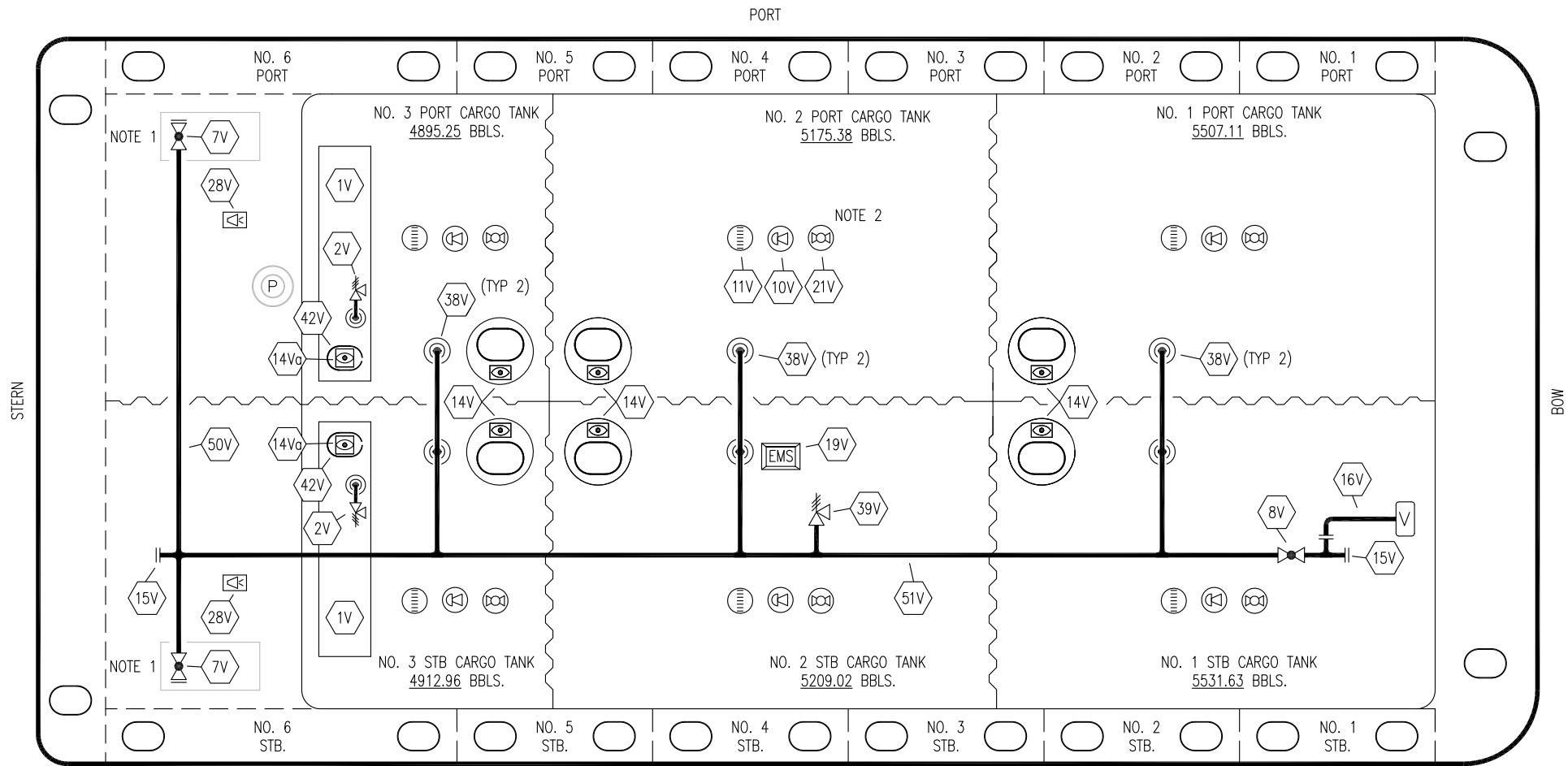
JEFFBOAT -- EX: N/A

1	08/29/18	WFB	DDA		REVISED PER CLIENT COMMENTS
0	08/03/09	RB	RB	OF	APPROVED
REV.	DATE	BY	CHK	APP	REVISION DESCRIPTION

KIRBY INLAND MARINE 

**CARGO
PIPING FLOW DIAGRAM**

SCALE: NONE	KIRBY 30006	REV. 1
PAGE: 1 OF 3		



STERN

BOW

STARBOARD

NO	DESCRIPTION	NO	DESCRIPTION
1V	SLOP TANK (S)	21V	2" HERMETIC GAUGE
2V	2.5" SLOP TANK P/V VALVE	28V	DOCK CONNECTION ALARM
7V	8" HEADER VALVE	38V	8" VAPOR PENETRATION
8V	8" VENT STACK VALVE	39V	4" PRESSURE/VACUUM VALVE
10V	6" HIGH LEVEL/OVERFILL ALARM	42V	10" SLOP TANK ULLAGE
11V	8" 1-METER GAUGE STICK	50V	8" VAPOR HEADER
14V	8" SIGHT GLASS W/ GAUGE TREE	51V	8" VAPOR PIPELINE
14V _g	SLOP TANK SIGHT GLASS	—	— ABOVE DECK PIPING
15V	8" INSPECTION PORT		
16V	8" VAPOR VENT STACK		
19V	EMERGENCY ENGINE SHUTDOWN		

NOTE 1: CONTAINMENT P/S

NOTE 2: TYPICAL RIGGING IN EACH TANK

JEFFBOAT - EX: N/A

REV.	DATE	BY	CHK	APP	REVISION DESCRIPTION
1	08/29/18	WFB	DDA		REVISED PER CLIENT COMMENTS
0	08/03/09	RB	RB	OF	APPROVED

KIRBY INLAND MARINE 

**VAPOR
PIPING FLOW DIAGRAM**

SCALE: NONE
PAGE: 3 OF 3

KIRBY 30006

REV. **1**