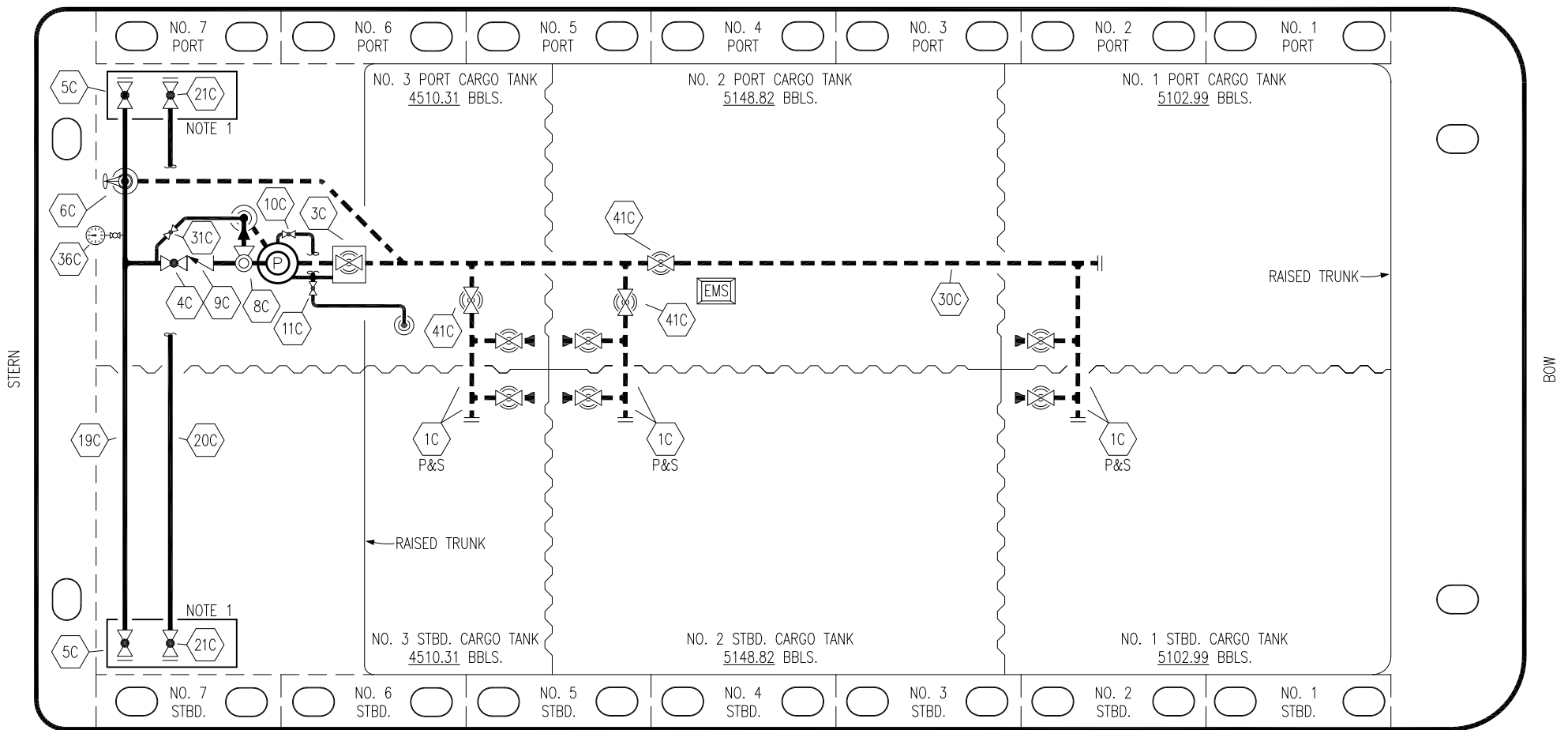


PORT



STARBOARD

- |     |                                 |       |                         |
|-----|---------------------------------|-------|-------------------------|
| NO  | DESCRIPTION                     | NO    | DESCRIPTION             |
| 1C  | CARGO TANK VALVE                | 19C   | CARGO HEADER            |
| 2C  | LOAD VALVE                      | 20C   | DUMMY PIPELINE          |
| 3C  | MASTER SUCTION VALVE            | 21C   | DUMMY HEADER VALVE      |
| 4C  | DISCHARGE VALVE                 | 30C   | CARGO PIPELINE          |
| 5C  | HEADER VALVE                    | 31C   | BYPASS VALVE            |
| 6C  | SALVAGE VALVE                   | 36C   | PRESSURE GAUGE          |
| 8C  | RELIEF VALVE                    | 37C   | CARGO DROP              |
| 9C  | CHECK VALVE                     | 41C   | SUCTION BLOCK VALVE     |
| 10C | BURP VALVE                      | —     | — ABOVE DECK PIPING     |
| 11C | BLEED OFF VALVE                 | - - - | - - - BELOW DECK PIPING |
| 12C | BURP VALVE RETURN TO CARGO TANK |       |                         |

NOTE 1: CONTAINMENT P/S

EX: SMS 30028

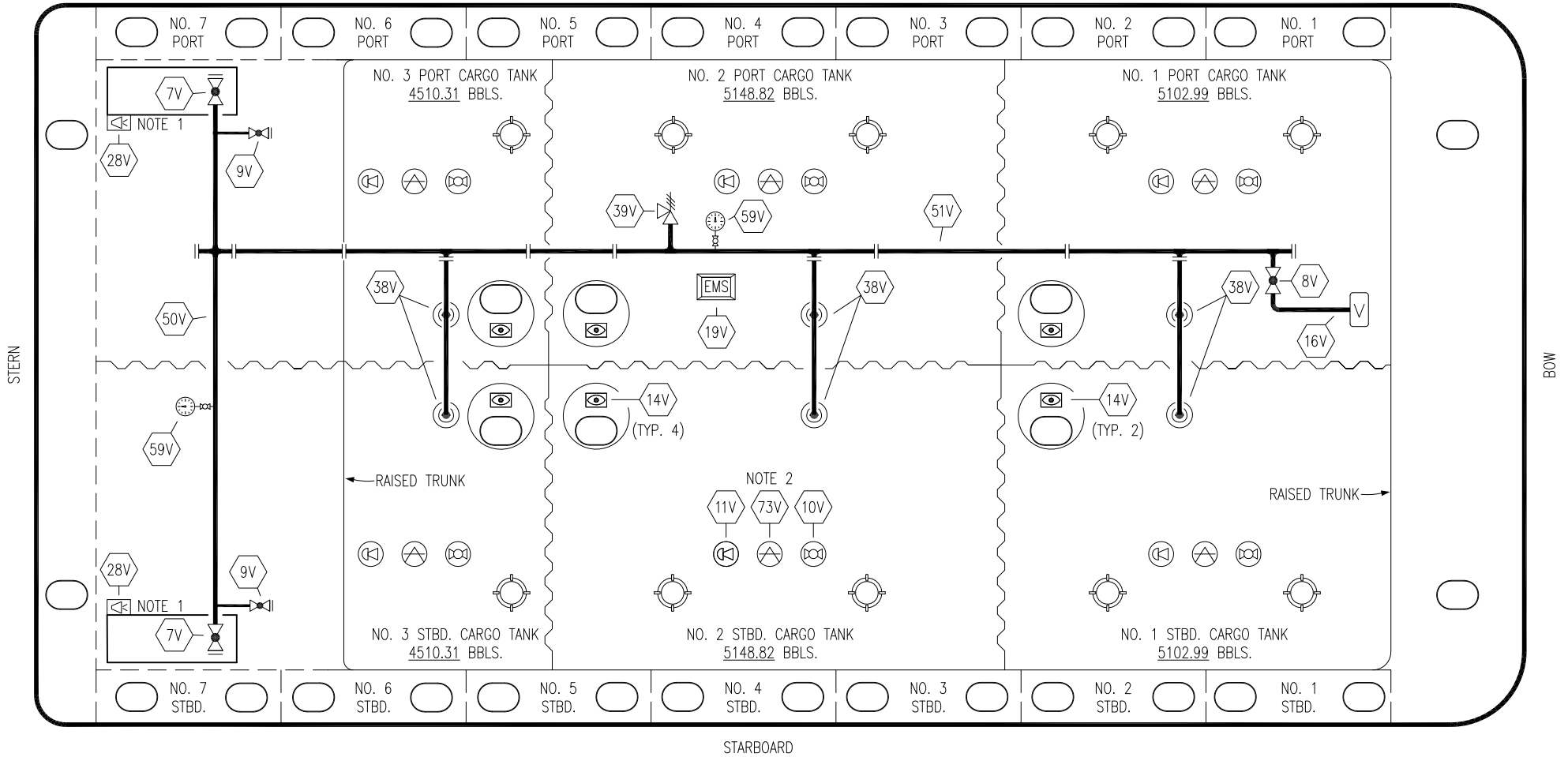
0	11/19/21	MRV	DDA	CW	ISSUED FOR APPROVAL
REV.	DATE	BY	CHK	APP	REVISION DESCRIPTION

KIRBY INLAND MARINE

**CARGO  
PIPING FLOW DIAGRAM**

SCALE: NONE	<b>KIRBY 29149</b>	REV. 0
PAGE: 1 OF 3		

PORT



STARBOARD

- |     |                            |     |                          |
|-----|----------------------------|-----|--------------------------|
| NO  | DESCRIPTION                | NO  | DESCRIPTION              |
| 7V  | 8" HEADER VALVE            | 38V | 8" VAPOR PENETRATION (⊙) |
| 8V  | 8" VENT STACK VALVE        | 39V | PRESSURE/VACUUM VALVE    |
| 9V  | DRAIN VALVE                | 50V | 8" VAPOR HEADER          |
| 10V | HIGH LEVEL/OVERFILL ALARM  | 51V | 8" VAPOR PIPELINE        |
| 11V | 1-METER GAUGE STICK        | 59V | PRESS/VAC GAUGE          |
| 16V | VAPOR VENT STACK           | 73V | MMC GAUGE POINT          |
| 19V | EMERGENCY ENGINE SHUT DOWN | —   | ABOVE DECK PIPING        |
| 28V | DOCK CONNECTION ALARM      |     |                          |

NOTE 2: TYPICAL RIGGING IN EACH TANK  
NOTE 1: CONTAINMENT P/S

EX: SMS 30028

0	11/19/21	MRV	DDA	CW	ISSUED FOR APPROVAL
REV.	DATE	BY	CHK	APP	REVISION DESCRIPTION

KIRBY INLAND MARINE

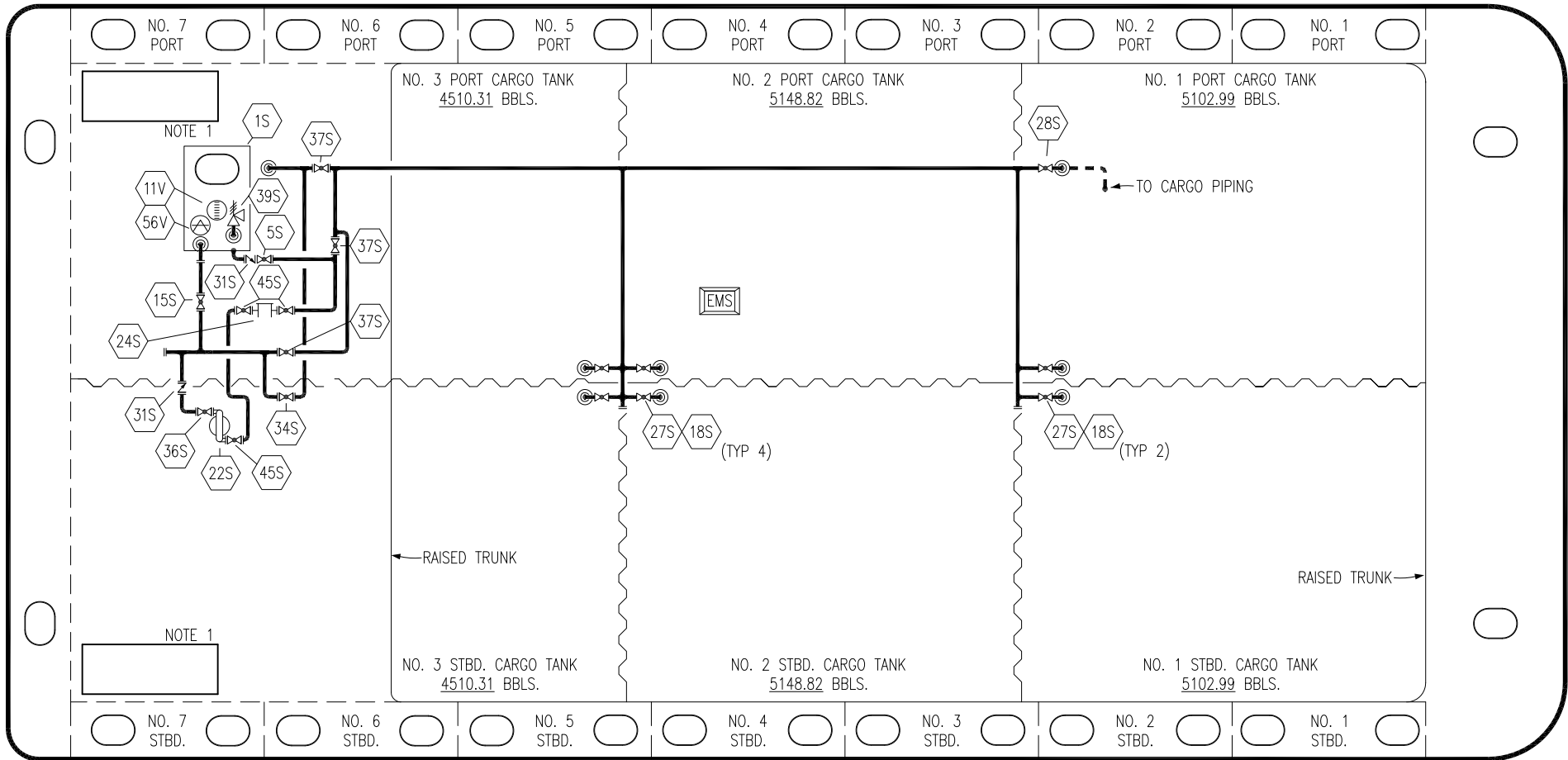
**VAPOR  
PIPING FLOW DIAGRAM**

**KIRBY 29149**

SCALE: NONE  
PAGE: 2 OF 3

REV. **0**

PORT



NO	DESCRIPTION	NO	DESCRIPTION
1S	SLOP TANK	32S	PUMP WELL PRIMER VALVE
5S	SLOP TANK SUCTION VALVE	33S	PUMP WELL SUCTION VALVE
15S	RETURN TO TANK	34S	DEEPWELL PRIME VALVE
16S	REMOTE SUCTION CONNECTION	36S	STRIPPING PUMP DISCHARGE VALVE
18S	STRIPPING DROP (⊙)	37S	BLOCK VALVE
22S	STRIPPING PUMP	39S	P/V VALVE
24S	BASKET STRAINER	45S	STRIPPING PUMP SUCTION VALVE
26S	STRIPPING HEADER BLOCK VALVE	11V	GAUGE STICK
27S	SUMP SUCTION VALVE	56V	GAUGE POINT
28S	CARGO PIPING SUCTION	—	ABOVE DECK PIPING
31S	CHECK VALVE	- - -	BELOW DECK PIPING

STARBOARD

NOTE 1: CONTAINMENT P/S

EX: SMS 30028

REV.	DATE	BY	CHK	APP	REVISION DESCRIPTION
0	11/19/21	MRV	DDA	CW	ISSUED FOR APPROVAL

KIRBY INLAND MARINE 

**STRIPPING  
PIPING FLOW DIAGRAM**

SCALE: NONE  
PAGE: 3 OF 3

**KIRBY 29149**

REV. **0**