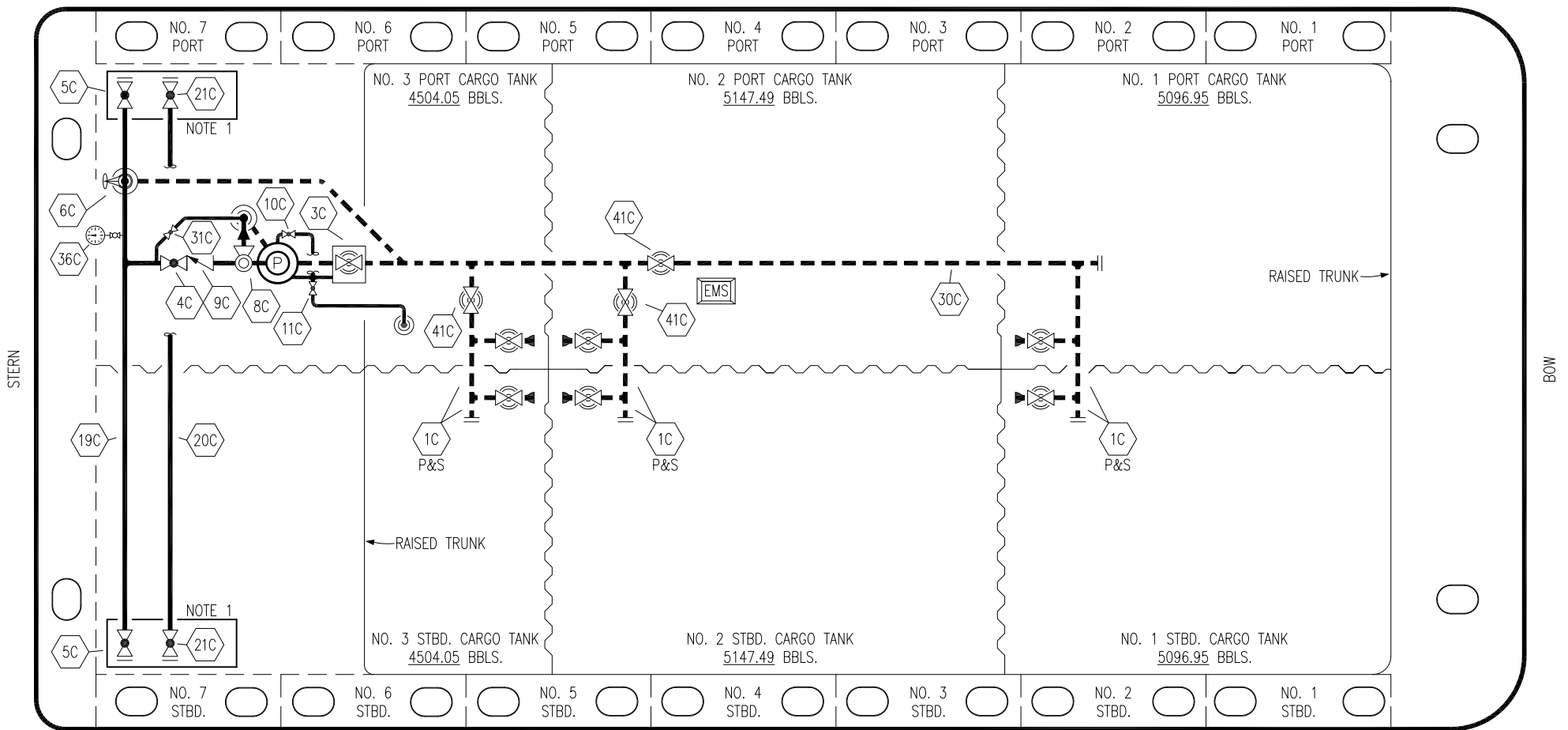


PORT



STERN

BOW

STARBOARD

- |     |                                 |       |                         |
|-----|---------------------------------|-------|-------------------------|
| NO  | DESCRIPTION                     | NO    | DESCRIPTION             |
| 1C  | CARGO TANK VALVE                | 19C   | CARGO HEADER            |
| 2C  | LOAD VALVE                      | 20C   | DUMMY PIPELINE          |
| 3C  | MASTER SUCTION VALVE            | 21C   | DUMMY HEADER VALVE      |
| 4C  | DISCHARGE VALVE                 | 30C   | CARGO PIPELINE          |
| 5C  | HEADER VALVE                    | 31C   | BYPASS VALVE            |
| 6C  | SALVAGE VALVE                   | 36C   | PRESSURE GAUGE          |
| 8C  | RELIEF VALVE                    | 37C   | CARGO DROP              |
| 9C  | CHECK VALVE                     | 41C   | SUCTION BLOCK VALVE     |
| 10C | BURP VALVE                      | —     | — ABOVE DECK PIPING     |
| 11C | BLEED OFF VALVE                 | - - - | - - - BELOW DECK PIPING |
| 12C | BURP VALVE RETURN TO CARGO TANK |       |                         |

NOTE 1: CONTAINMENT P/S

EX: SMS 30026

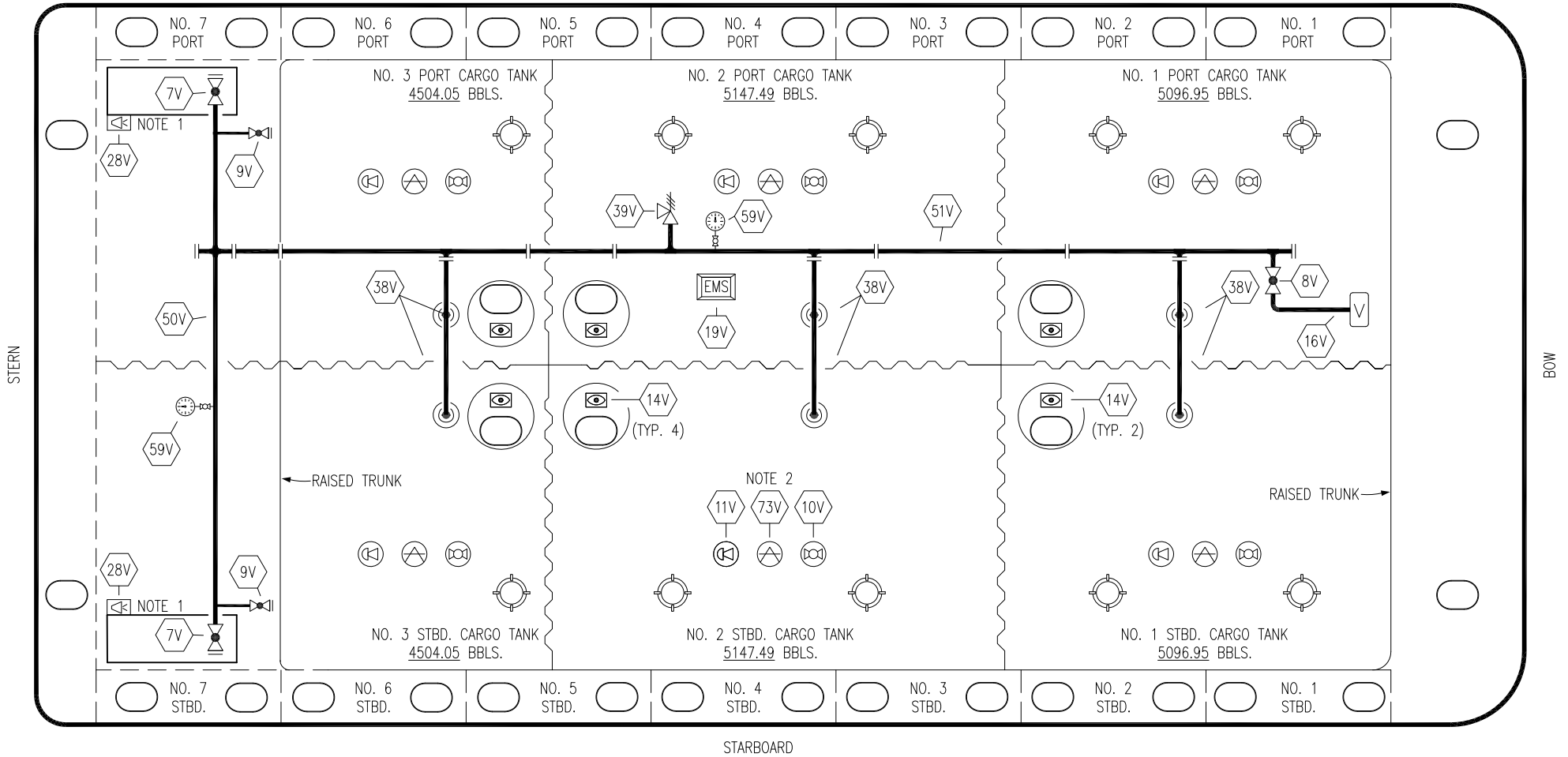
0	12/29/21	MRV	DDA	CW	ISSUED FOR APPROVAL
REV.	DATE	BY	CHK	APP	REVISION DESCRIPTION

KIRBY INLAND MARINE

**CARGO**  
**PIPING FLOW DIAGRAM**

SCALE: NONE	<b>KIRBY 29147</b>	REV. 0
PAGE: 1 OF 3		

PORT



- |     |                            |     |                          |
|-----|----------------------------|-----|--------------------------|
| NO  | DESCRIPTION                | NO  | DESCRIPTION              |
| 7V  | 8" HEADER VALVE            | 38V | 8" VAPOR PENETRATION (⊙) |
| 8V  | 8" VENT STACK VALVE        | 39V | PRESSURE/VACUUM VALVE    |
| 9V  | DRAIN VALVE                | 50V | 8" VAPOR HEADER          |
| 10V | HIGH LEVEL/OVERFILL ALARM  | 51V | 8" VAPOR PIPELINE        |
| 11V | 1-METER GAUGE STICK        | 59V | PRESS/VAC GAUGE          |
| 16V | VAPOR VENT STACK           | 73V | MMC GAUGE POINT          |
| 19V | EMERGENCY ENGINE SHUT DOWN | —   | ABOVE DECK PIPING        |
| 28V | DOCK CONNECTION ALARM      |     |                          |

NOTE 2: TYPICAL RIGGING IN EACH TANK  
 NOTE 1: CONTAINMENT P/S

EX: SMS 30026

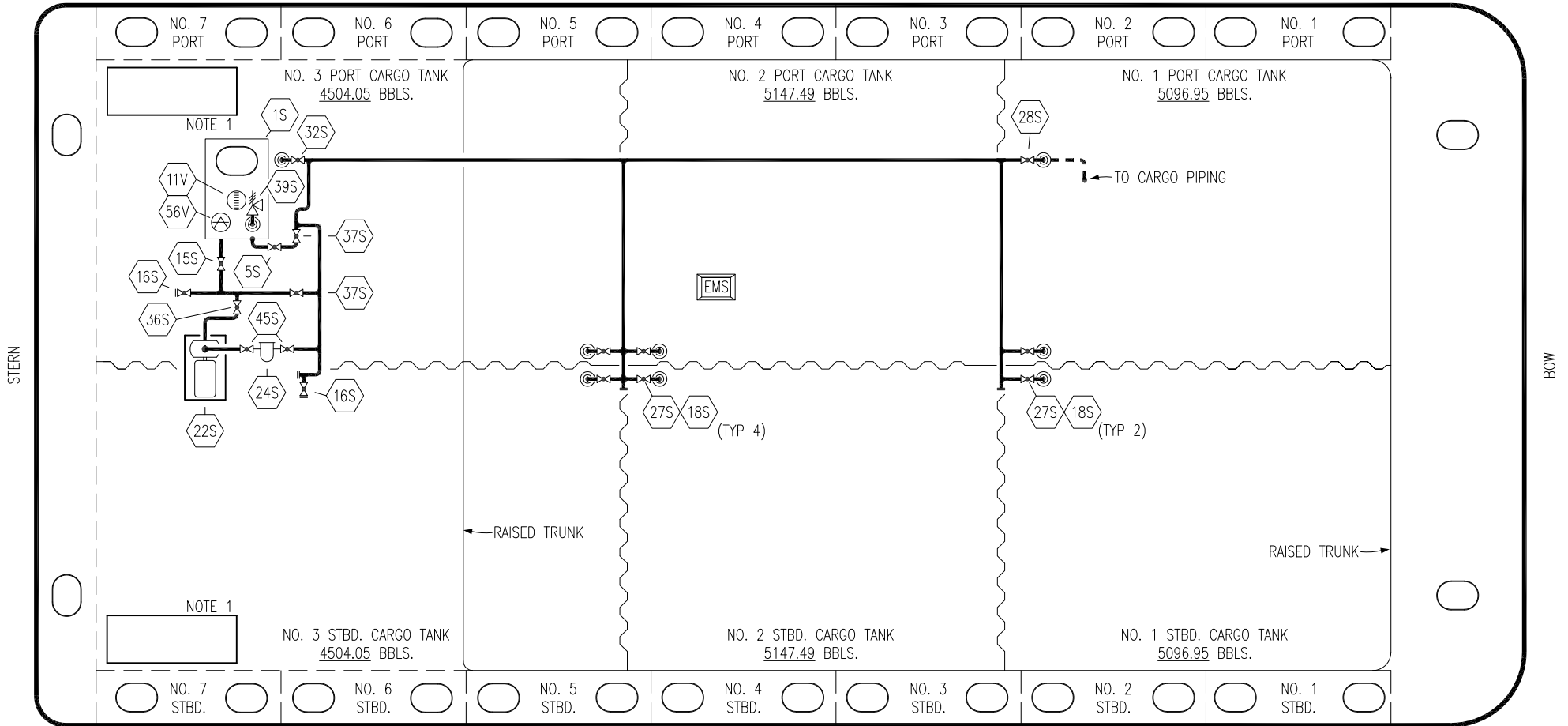
0	12/29/21	MRV	DDA	CW	ISSUED FOR APPROVAL
REV.	DATE	BY	CHK	APP	REVISION DESCRIPTION

KIRBY INLAND MARINE

**VAPOR  
PIPING FLOW DIAGRAM**

SCALE: NONE	<b>KIRBY 29147</b>	REV. 0
PAGE: 2 OF 3		

PORT



NO	DESCRIPTION	NO	DESCRIPTION
1S	SLOP TANK	33S	PUMP WELL SUCTION VALVE
5S	SLOP TANK SUCTION VALVE	34S	DEEPWELL PRIME VALVE
15S	RETURN TO TANK	36S	STRIPPING PUMP DISCHARGE VALVE
16S	REMOTE SUCTION CONNECTION	37S	BLOCK VALVE
18S	STRIPPING DROP	39S	P/V VALVE
22S	STRIPPING PUMP	45S	STRIPPING PUMP SUCTION VALVE
24S	BASKET STRAINER	11V	GAUGE STICK
26S	STRIPPING HEADER BLOCK VALVE	56V	GAUGE POINT
27S	SUMP SUCTION VALVE	—	— ABOVE DECK PIPING
28S	CARGO PIPING SUCTION	- - -	BELOW DECK PIPING
32S	PUMP WELL PRIMER VALVE		

NOTE 1: CONTAINMENT P/S

EX: SMS 30026

0	12/29/21	MRV	DDA	CW	ISSUED FOR APPROVAL	
REV.	DATE	BY	CHK	APP	REVISION DESCRIPTION	

KIRBY INLAND MARINE

**STRIPPING  
PIPING FLOW DIAGRAM**

SCALE: NONE	<b>KIRBY 29147</b>	REV. 0
PAGE: 3 OF 3		