

- NO. 1C CARGO TANK VALVE
- NO. 2C LOAD VALVE
- NO. 3C MASTER SUCTION VALVE
- NO. 4C DISCHARGE VALVE
- NO. 5C HEADER VALVE
- NO. 6C SALVAGE VALVE
- NO. 8C RELIEF VALVE
- NO. 9C CHECK VALVE
- NO. 10C BLOW VALVE
- NO. 11C BLEED OFF VALVE

- NO. 12C BLOW VALVE RETURN TO CARGO TANK
 - NO. 13C CARGO PIPING BLOCK VALVE
 - NO. 19C CARGO HEADER
 - NO. 24C FLOW INDICATOR
 - NO. 30C CARGO PIPELINE
 - NO. 37C CARGO DROP
- ABOVE DECK PIPING
 - - - BELOW DECK PIPING

NOTE 1: CONTAINMENT P/S

REV.	DATE	BY	CHK APP	REVISION DESCRIPTION	REVISED PER CLIENT COMMENTS	ISSUED FOR APPROVAL
1	12/08/15	BB	DDA			
0	06/18/14	DDA	DDA			

KIRBY INLAND MARINE

CARGO PIPING FLOW DIAGRAM

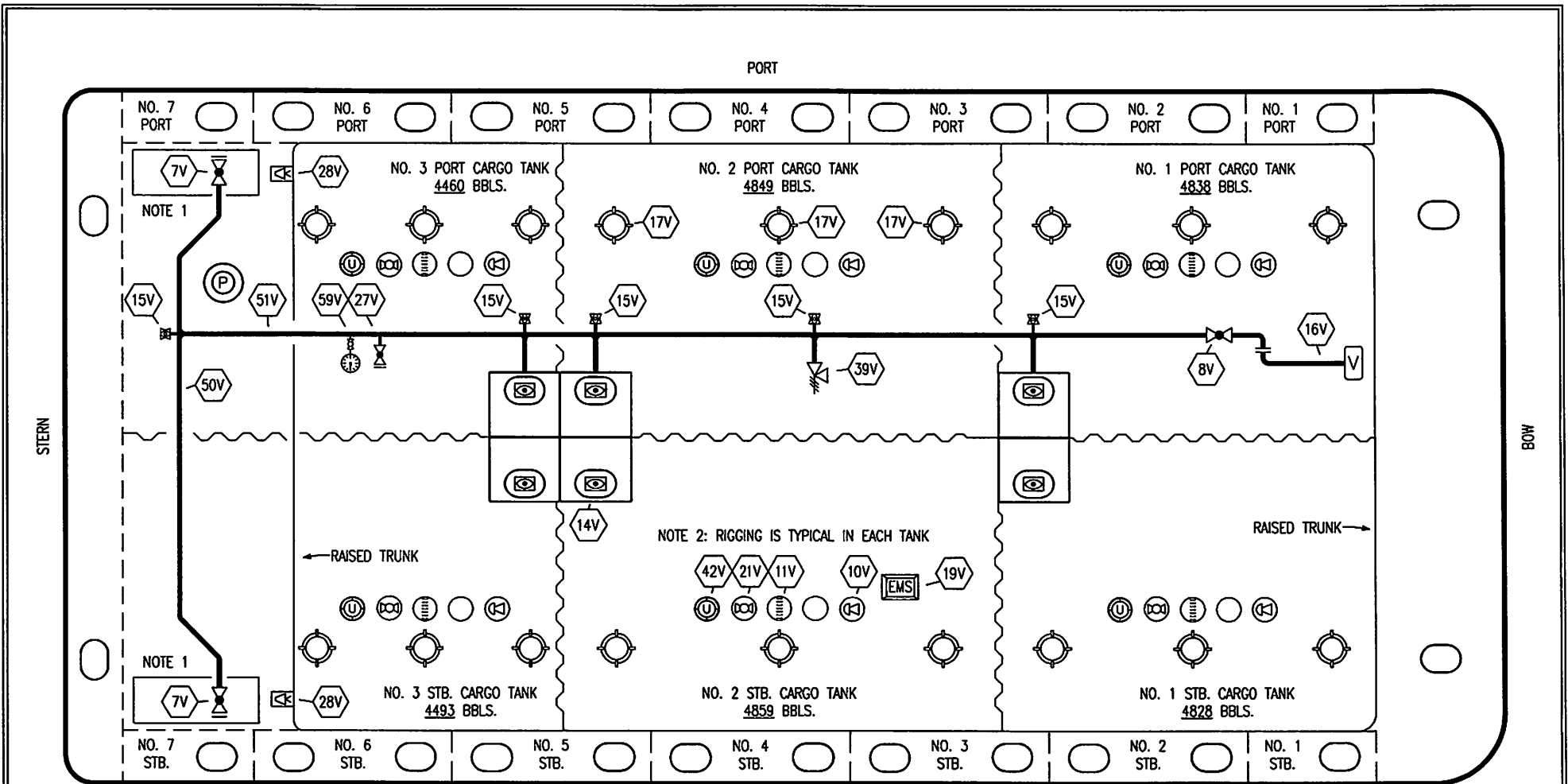
SCALE: NONE

PAGE: 1 OF 3

KIRBY 29130

REV. 1


TRINITY



NO	DESCRIPTION	NO	DESCRIPTION
7V	8" HEADER VALVE	21V	2" HERMETIC GAUGE
8V	8" VENT STACK VALVE	27V	1/4" TEST CONNECTION VALVE
10V	8" HIGH LEVEL/OVERFILL ALARM	28V	DOCK CONNECTION ALARM
11V	8" 1-METER STICK GAUGE	39V	PRESS/VAC RELIEF VALVE
14V	6" SIGHT GLASS W/GAUGE TREE	42V	8" ULLAGE HATCH
15V	2" INSPECTION PORT	50V	8" VAPOR HEADER
16V	8" VAPOR VENT STACK	51V	8" VAPOR PIPELINE
17V	14" BUTTERWORTH	59V	PRESS/VAC GAUGE
18V	2" RESTRICTIVE GAUGE TUBE	—	ABOVE DECK PIPING
19V	EMERGENCY ENGINE SHUT DOWN		

NOTE 1: CONTAINMENT P/S
 NOTE 2: RIGGING IS TYPICAL IN EACH TANK

REV.	DATE	BY	CHK	APP	REVISION DESCRIPTION
1	03/10/15	BB	DDA		REVISED PER CLIENT COMMENTS
0	06/18/14	DDA	DDA		ISSUED FOR APPROVAL



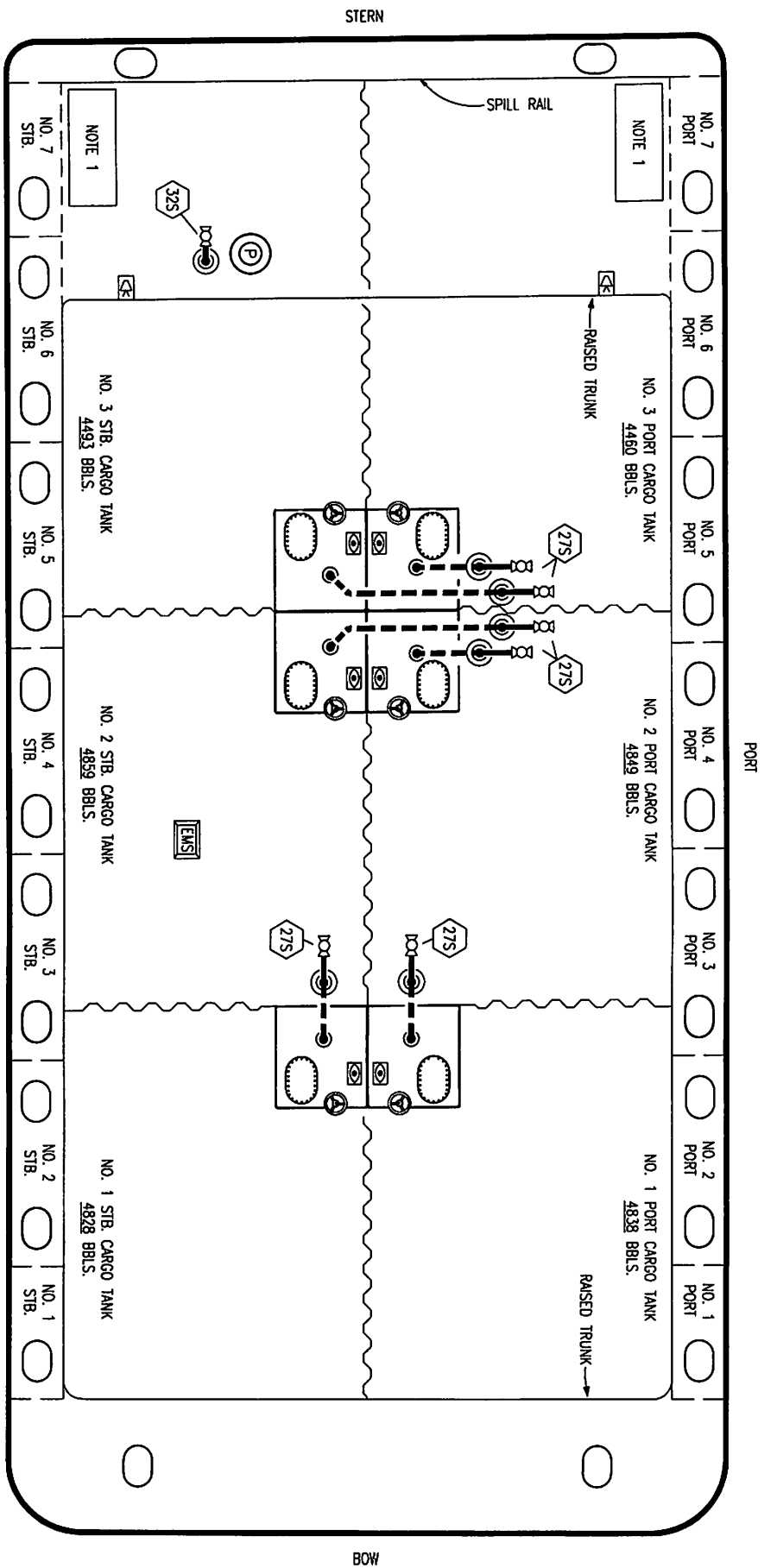
KIRBY INLAND MARINE

VAPOR PIPING FLOW DIAGRAM

KIRBY 29130

SCALE: NONE
PAGE: 2 OF 3

REV. **1**



- NO**
- IBS
 - 27S
 - 32S
- DESCRIPTION**
- TP, STRIPPING DROP
 - SUMP SUCTION VALVE
 - PUMP WELL PRIMER VALVE
 - ABOVE DECK PIPING
 - BELOW DECK PIPING

NOTE 1: CONTAINMENT P/S

TRINITY

REV.	DATE	BY	CHK	APP	REVISION DESCRIPTION
0	06/18/14	DDA	DDA		ISSUED FOR APPROVAL

KIRBY INLAND MARINE

STRIPPING

PIPING FLOW DIAGRAM

KIRBY 29130

SCALE: NONE
PAGE: 3 OF 3

REV. **0**