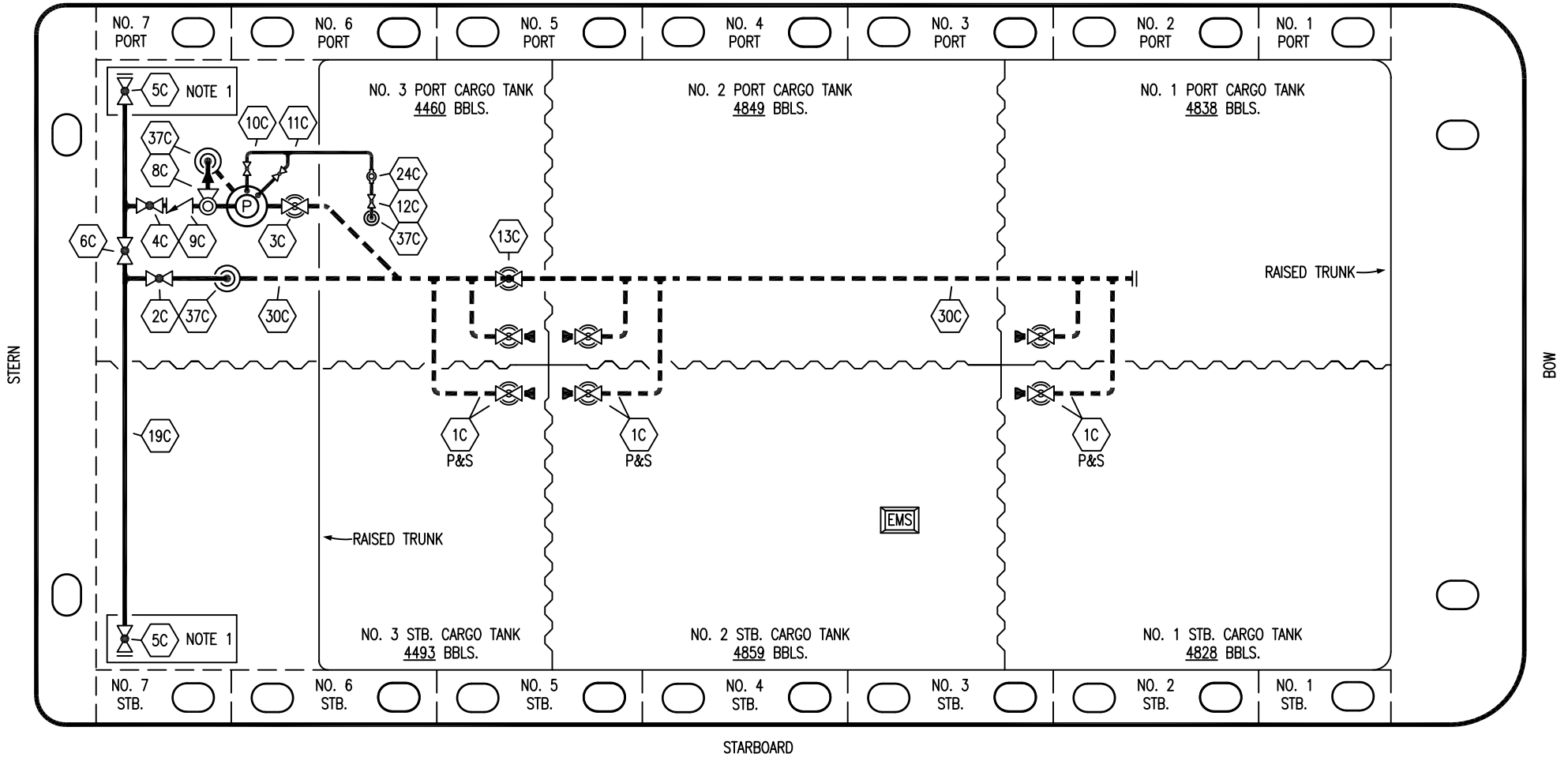


PORT



- |     |                      |       |                                 |
|-----|----------------------|-------|---------------------------------|
| NO  | DESCRIPTION          | NO    | DESCRIPTION                     |
| 1C  | CARGO TANK VALVE     | 12C   | BURP VALVE RETURN TO CARGO TANK |
| 2C  | LOAD VALVE           | 13C   | CARGO PIPING BLOCK VALVE        |
| 3C  | MASTER SUCTION VALVE | 19C   | CARGO HEADER                    |
| 4C  | DISCHARGE VALVE      | 24C   | FLOW INDICATOR                  |
| 5C  | HEADER VALVE         | 30C   | CARGO PIPELINE                  |
| 6C  | SALVAGE VALVE        | 37C   | CARGO DROP                      |
| 8C  | RELIEF VALVE         |       |                                 |
| 9C  | CHECK VALVE          | —     | ABOVE DECK PIPING               |
| 10C | BURP VALVE           | - - - | BELOW DECK PIPING               |
| 11C | BLEED OFF VALVE      |       |                                 |

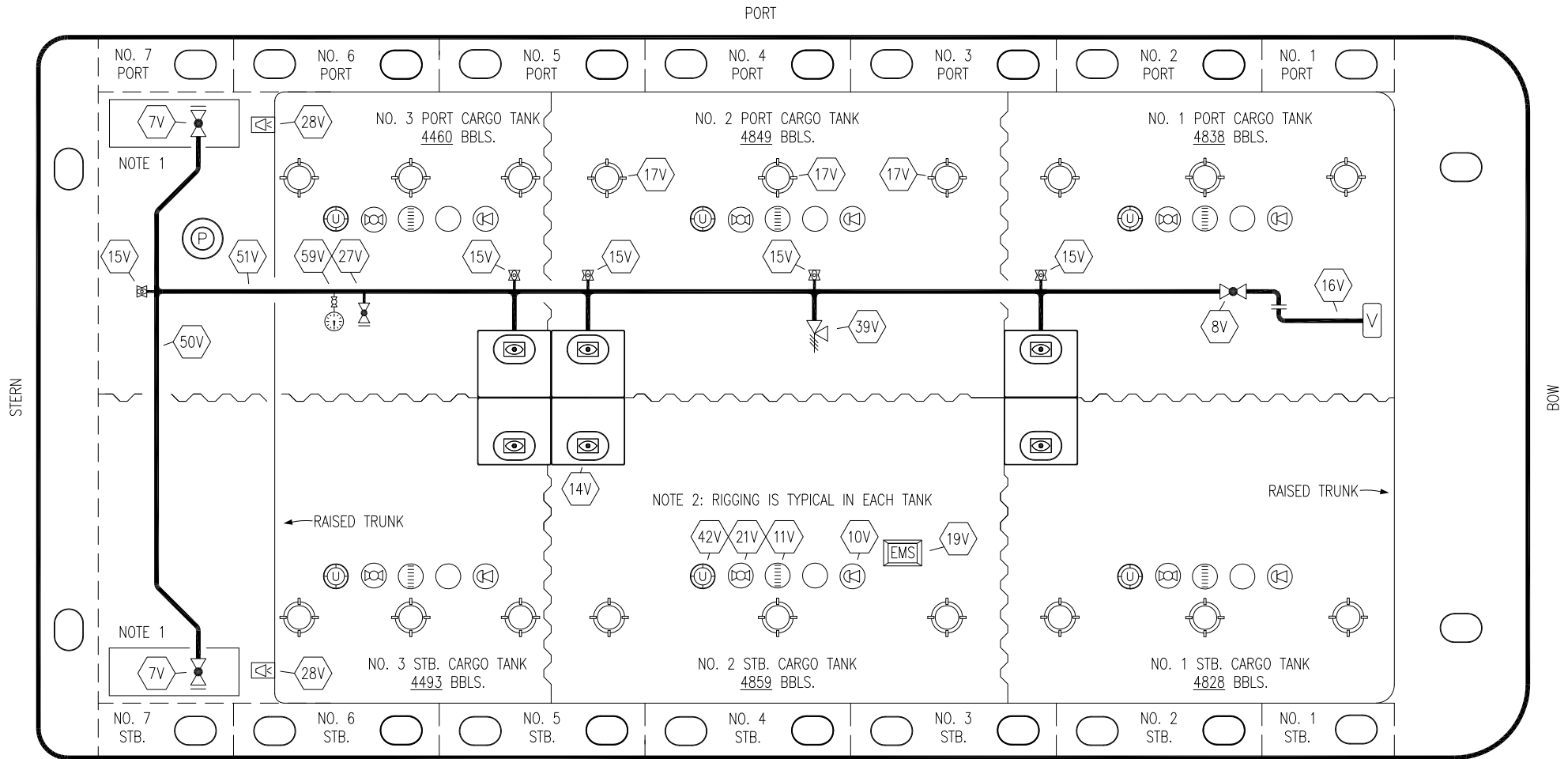
NOTE 1: CONTAINMENT P/S

REV.	DATE	BY	CHK	APP	REVISION DESCRIPTION
1	12/08/15	BB	DDA		REVISED PER CLIENT COMMENTS
0	06/18/14	DDA	DDA		ISSUED FOR APPROVAL

KIRBY INLAND MARINE 

**CARGO  
PIPING FLOW DIAGRAM**

TRINITY



NO	DESCRIPTION	NO	DESCRIPTION
7V	8" HEADER VALVE	21V	2" HERMETIC GAUGE
8V	8" VENT STACK VALVE	27V	1/4" TEST CONNECTION VALVE
10V	8" HIGH LEVEL/OVERFILL ALARM	28V	DOCK CONNECTION ALARM
11V	8" 1-METER STICK GAUGE	39V	PRESS/VAC RELIEF VALVE
14V	6" SIGHT GLASS W/GAUGE TREE	42V	8" ULLAGE HATCH
15V	2" INSPECTION PORT	50V	8" VAPOR HEADER
16V	8" VAPOR VENT STACK	51V	8" VAPOR PIPELINE
17V	14" BUTTERWORTH	59V	PRESS/VAC GAUGE
18V	2" RESTRICTIVE GAUGE TUBE	—	ABOVE DECK PIPING
19V	EMERGENCY ENGINE SHUT DOWN		

NOTE 1: CONTAINMENT P/S  
 NOTE 2: RIGGING IS TYPICAL IN EACH TANK

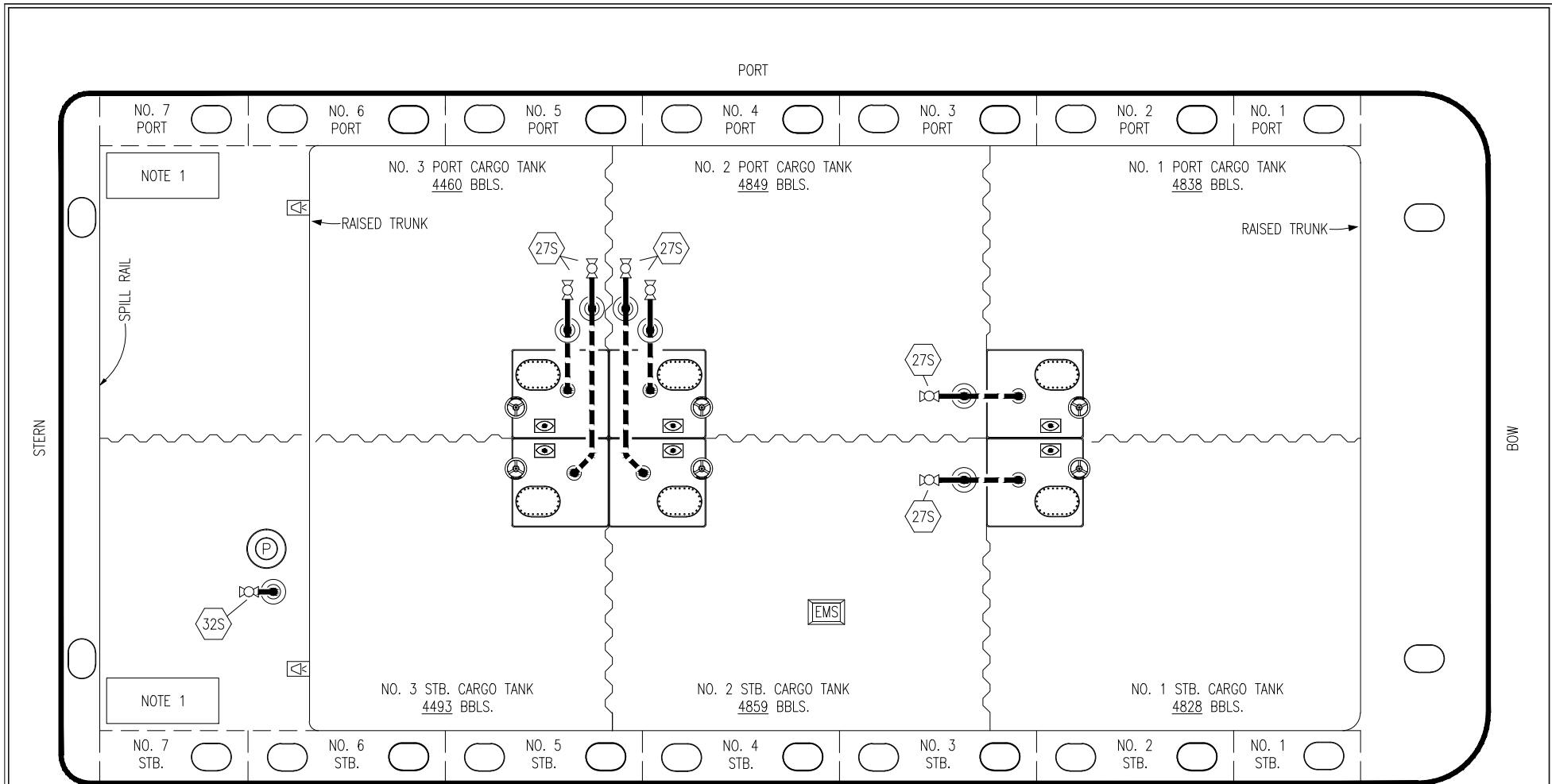
REV.	DATE	BY	CHK	APP	REVISION DESCRIPTION
1	03/10/15	BB	DDA		REVISED PER CLIENT COMMENTS
0	06/18/14	DDA	DDA		ISSUED FOR APPROVAL

TRINITY

**KIRBY INLAND MARINE**

**VAPOR  
PIPING FLOW DIAGRAM**

SCALE: NONE	<b>KIRBY 29129</b>	REV. 1
PAGE: 2 OF 3		



- | NO  | DESCRIPTION            |
|-----|------------------------|
| 18S | TYP. STRIPPING DROP    |
| 27S | SUMP SUCTION VALVE     |
| 32S | PUMP WELL PRIMER VALVE |
|     | ABOVE DECK PIPING      |
|     | BELOW DECK PIPING      |

NOTE 1: CONTAINMENT P/S

TRINITY

						KIRBY INLAND MARINE		<b>STRIPPING PIPING FLOW DIAGRAM</b>		REV. 0	
										0 06/18/14 DDA DDA ISSUED FOR APPROVAL	
						REV. DATE BY CHK APP REVISION DESCRIPTION		<b>KIRBY 29129</b>			