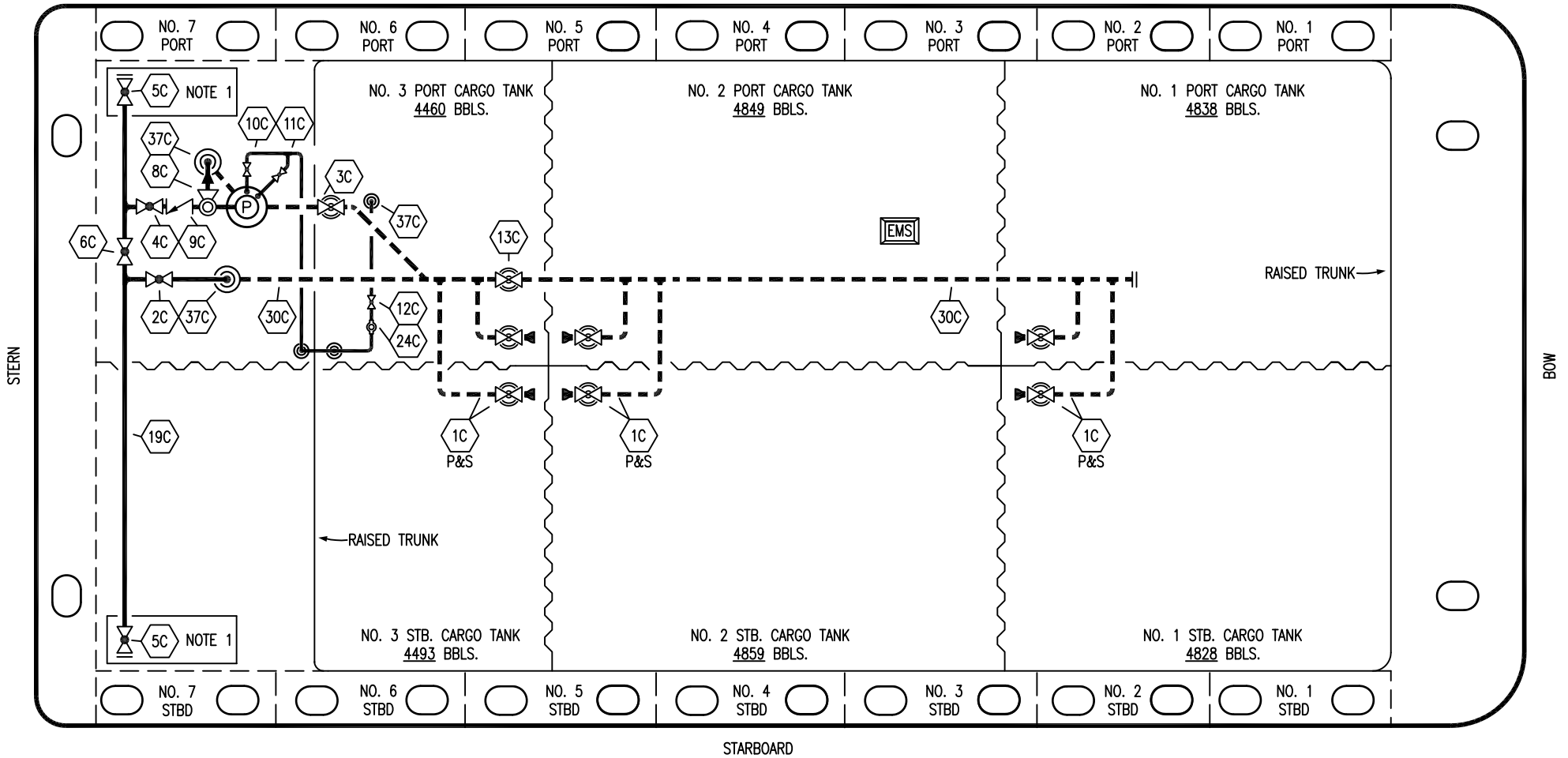


PORT



STERN

BOW

STARBOARD

- |     |                      |     |                                 |
|-----|----------------------|-----|---------------------------------|
| NO  | DESCRIPTION          | NO  | DESCRIPTION                     |
| 1C  | CARGO TANK VALVE     | 12C | BURP VALVE RETURN TO CARGO TANK |
| 2C  | LOAD VALVE           | 13C | CARGO PIPING BLOCK VALVE        |
| 3C  | MASTER SUCTION VALVE | 19C | CARGO HEADER                    |
| 4C  | DISCHARGE VALVE      | 24C | FLOW INDICATOR                  |
| 5C  | HEADER VALVE         | 30C | CARGO PIPELINE                  |
| 6C  | SALVAGE VALVE        | 37C | CARGO DROP                      |
| 8C  | RELIEF VALVE         |     |                                 |
| 9C  | CHECK VALVE          |     |                                 |
| 10C | BURP VALVE           |     |                                 |
| 11C | BLEED OFF VALVE      |     |                                 |

NOTE 1: CONTAINMENT P/S

REV.	DATE	BY	CHK	APP	REVISION DESCRIPTION
2	12/08/15	BB	DDA		REVISED PER CLIENT COMMENTS
1	11/25/14	DDA	DDA		REVISED PER CLIENT COMMENTS
0	06/18/14	DDA	DDA		ISSUED FOR APPROVAL

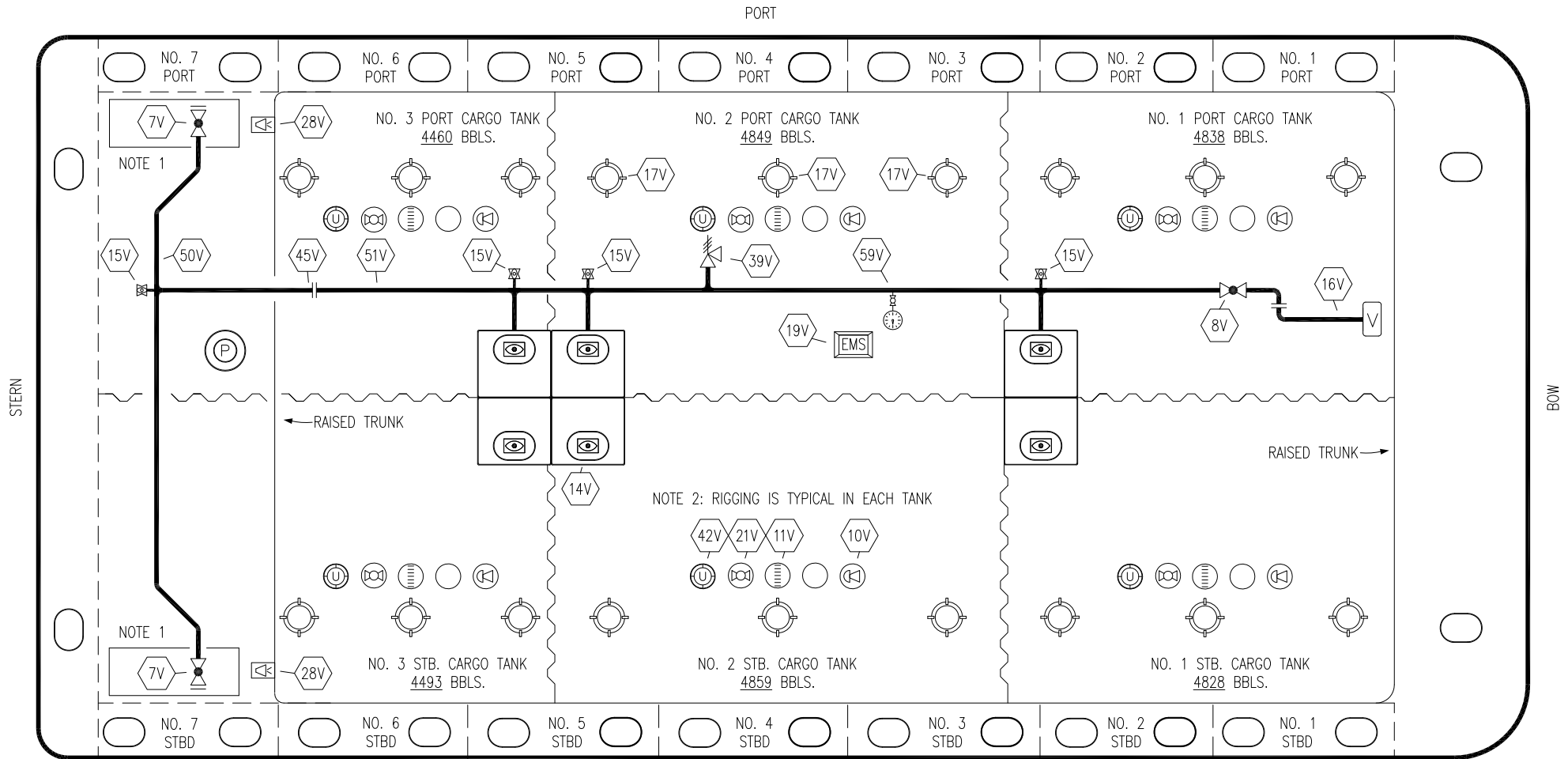
TRINITY

**KIRBY INLAND MARINE**

**CARGO**

**PIPING FLOW DIAGRAM**

<b>KIRBY 29120</b>	REV. <b>2</b>
SCALE: NONE	PAGE: 1 OF 3



NO	DESCRIPTION	NO	DESCRIPTION
7V	8" HEADER VALVE	21V	2" HERMETIC GAUGE
8V	8" VENT STACK VALVE	28V	DOCK CONNECTION ALARM
10V	8" HIGH LEVEL/OVERFILL ALARM	39V	PRESS/VAC RELIEF VALVE
11V	8" 1-METER STICK GAUGE	42V	8" ULLAGE HATCH
14V	6" SIGHT GLASS W/GAUGE TREE	45V	8" CLEAN OUT FLANGE
15V	2" INSPECTION PORT	50V	8" VAPOR HEADER
16V	8" VAPOR VENT STACK	51V	8" VAPOR PIPELINE
17V	14" BUTTERWORTH	59V	PRESS/VAC GAUGE
18V	2" RESTRICTIVE GAUGE TUBE	—	ABOVE DECK PIPING
19V	EMERGENCY ENGINE SHUT DOWN		

NOTE 1: CONTAINMENT P/S  
 NOTE 2: RIGGING IS TYPICAL IN EACH TANK

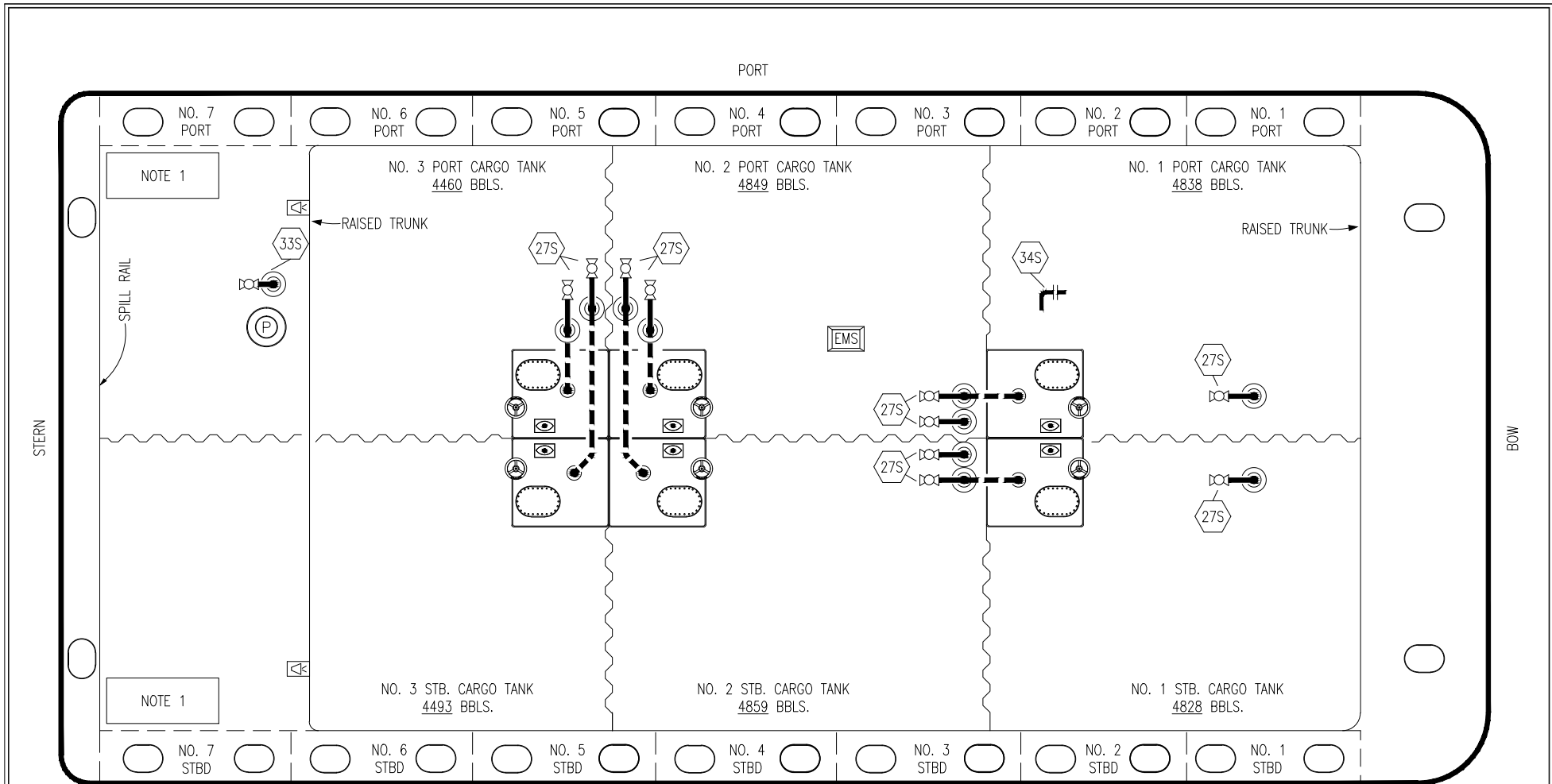
REV.	DATE	BY	CHK	APP	REVISION DESCRIPTION
1	11/25/14	DDA	DDA		REVISED PER CLIENT COMMENTS
0	06/18/14	DDA	DDA		ISSUED FOR APPROVAL

TRINITY

**KIRBY INLAND MARINE**

**VAPOR  
PIPING FLOW DIAGRAM**

SCALE: NONE	<b>KIRBY 29120</b>
PAGE: 2 OF 3	REV. <b>1</b>



- | NO  | DESCRIPTION             |
|-----|-------------------------|
| 18S | TYP. STRIPPING DROP     |
| 27S | SUMP SUCTION VALVE      |
| 32S | PUMP WELL PRIMER VALVE  |
| 33S | 2" SUCTION FOR DEEPWELL |
| 34S | 4" FLANGED STUBOUT      |
|     | ABOVE DECK PIPING       |
|     | BELOW DECK PIPING       |

NOTE 1: CONTAINMENT P/S

TRINITY

<div style="display: flex; justify-content: space-between; align-items: center;"> <span style="font-size: 24pt; font-weight: bold;">KIRBY INLAND MARINE</span> </div>								
STRIPPING PIPING FLOW DIAGRAM								
REV.	DATE	BY	CHK	APP	REVISION DESCRIPTION	SCALE: NONE	KIRBY 29120	REV.
1	11/25/14	DDA	DDA		REVISED PER CLIENT COMMENTS			1
0	06/18/14	DDA	DDA		ISSUED FOR APPROVAL			
						PAGE: 3 OF 3		