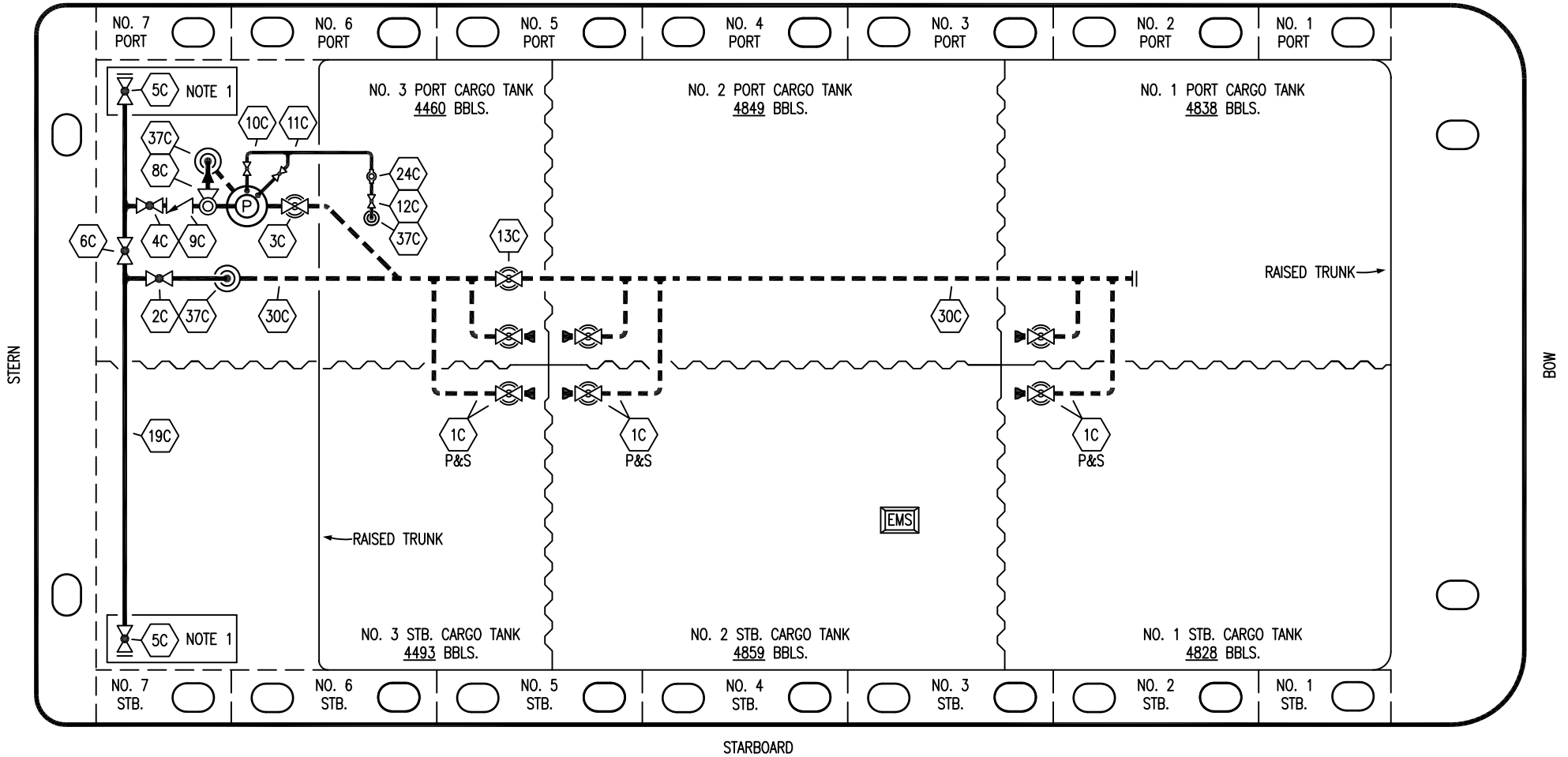


PORT



- |     |                      |       |                                 |
|-----|----------------------|-------|---------------------------------|
| NO  | DESCRIPTION          | NO    | DESCRIPTION                     |
| 1C  | CARGO TANK VALVE     | 12C   | BURP VALVE RETURN TO CARGO TANK |
| 2C  | LOAD VALVE           | 13C   | CARGO PIPING BLOCK VALVE        |
| 3C  | MASTER SUCTION VALVE | 19C   | CARGO HEADER                    |
| 4C  | DISCHARGE VALVE      | 24C   | FLOW INDICATOR                  |
| 5C  | HEADER VALVE         | 30C   | CARGO PIPELINE                  |
| 6C  | SALVAGE VALVE        | 37C   | CARGO DROP                      |
| 8C  | RELIEF VALVE         |       |                                 |
| 9C  | CHECK VALVE          | —     | ABOVE DECK PIPING               |
| 10C | BURP VALVE           | - - - | BELOW DECK PIPING               |
| 11C | BLEED OFF VALVE      |       |                                 |

NOTE 1: CONTAINMENT P/S

REV.	DATE	BY	CHK	APP	REVISION DESCRIPTION
1	12/08/15	BB	DDA		REVISED PER CLIENT COMMENTS
0	11/07/12	MG	DDA		ISSUED FOR APPROVAL

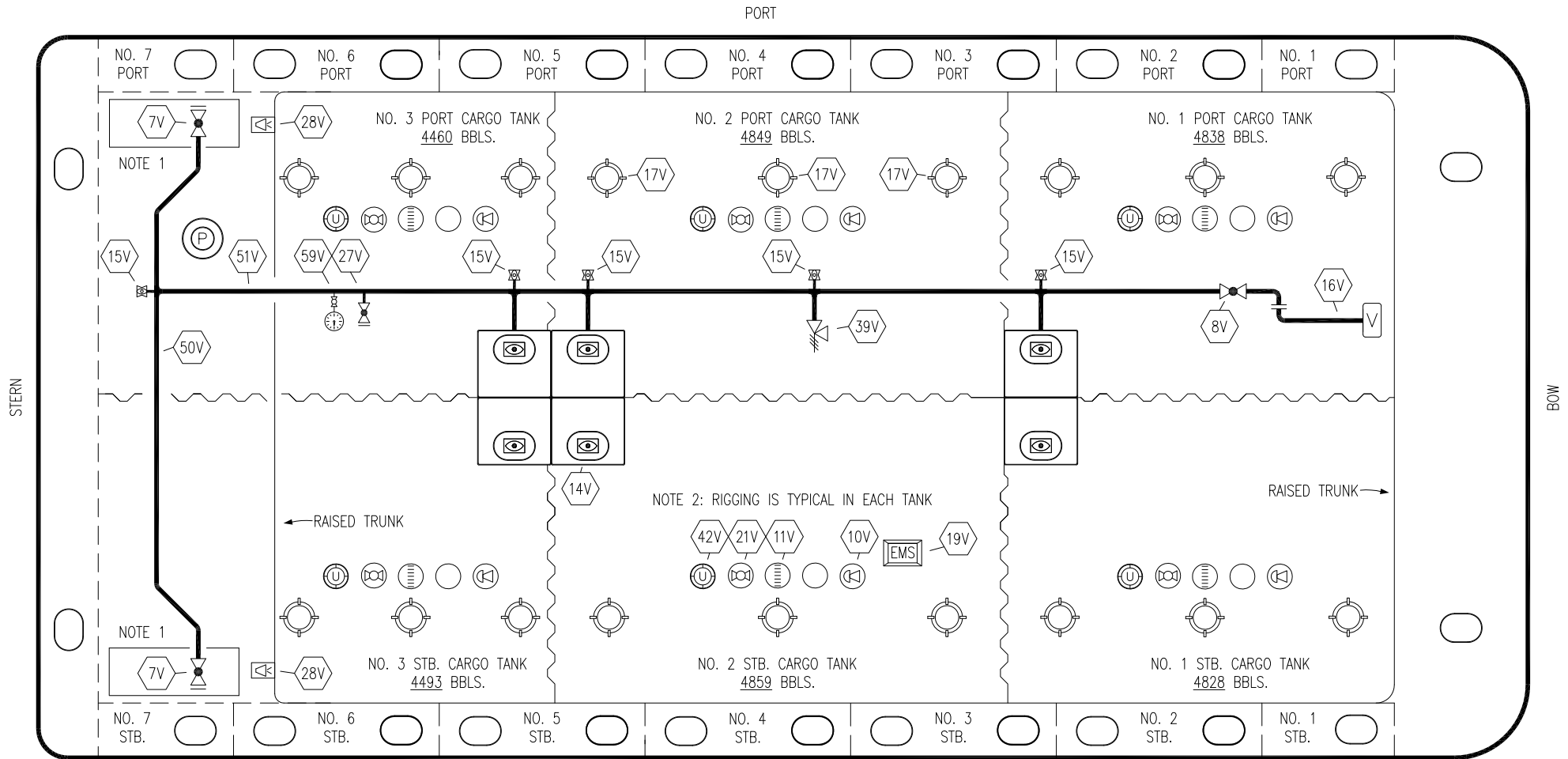
TRINITY

**KIRBY INLAND MARINE**

**CARGO**

**PIPING FLOW DIAGRAM**

<b>KIRBY 29109</b>	REV. <b>1</b>
SCALE: NONE	PAGE: 1 OF 3



NO	DESCRIPTION	NO	DESCRIPTION
7V	8" HEADER VALVE	21V	2" HERMETIC GAUGE
8V	8" VENT STACK VALVE	27V	1/4" TEST CONNECTION VALVE
10V	8" HIGH LEVEL/OVERFILL ALARM	28V	DOCK CONNECTION ALARM
11V	8" 1-METER STICK GAUGE	39V	PRESS/VAC RELIEF VALVE
14V	6" SIGHT GLASS W/GAUGE TREE	42V	8" ULLAGE HATCH
15V	2" INSPECTION PORT	50V	8" VAPOR HEADER
16V	8" VAPOR VENT STACK	51V	8" VAPOR PIPELINE
17V	14" BUTTERWORTH	59V	PRESS/VAC GAUGE
18V	2" RESTRICTIVE GAUGE TUBE	—	ABOVE DECK PIPING
19V	EMERGENCY ENGINE SHUT DOWN		

NOTE 1: CONTAINMENT P/S

NOTE 2: RIGGING IS TYPICAL IN EACH TANK

REV.	DATE	BY	CHK	APP	REVISION DESCRIPTION
1	03/10/15	BB	DDA		REVISED PER CLIENT COMMENTS
0	11/07/12	MG	DDA		ISSUED FOR APPROVAL

KIRBY INLAND MARINE 

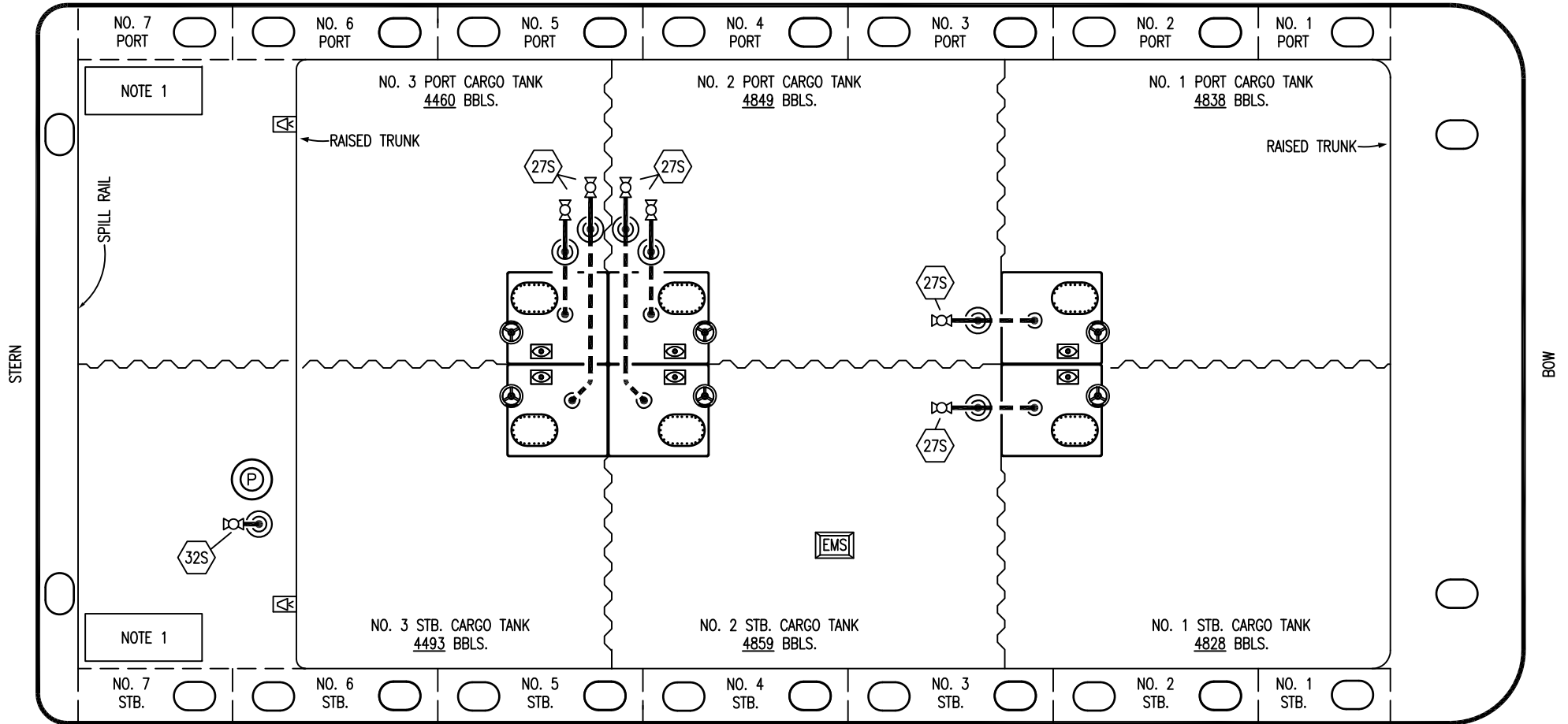
**VAPOR  
PIPING FLOW DIAGRAM**

SCALE: NONE  
PAGE: 2 OF 3

**KIRBY 29109**

REV. **1**

PORT



- |           |                         |
|-----------|-------------------------|
| <b>NO</b> | <b>DESCRIPTION</b>      |
| 18S       | TYP. STRIPPING DROP (⊙) |
| 27S       | SUMP SUCTION VALVE      |
| 32S       | PUMP WELL PRIMER VALVE  |
| —         | ABOVE DECK PIPING       |
| - - -     | BELOW DECK PIPING       |

NOTE 1: CONTAINMENT P/S

TRINITY

0	11/07/12	MG	DDA		ISSUED FOR APPROVAL
REV.	DATE	BY	CHK	APP	REVISION DESCRIPTION

KIRBY INLAND MARINE

**STRIPPING  
PIPING FLOW DIAGRAM**