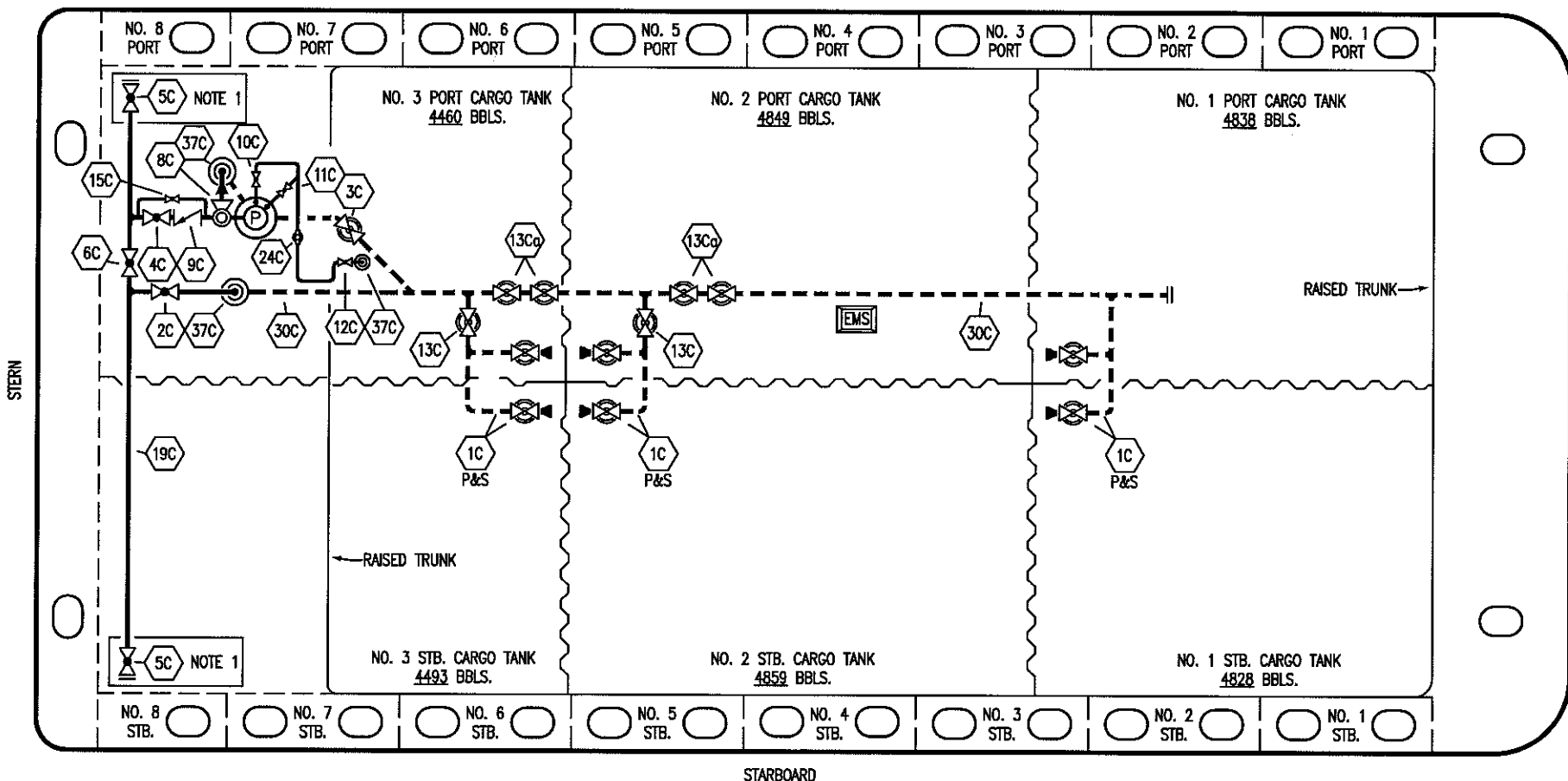


PORT



- | | | | |
|-----------|----------------------|-----------|---------------------------------|
| NO | DESCRIPTION | NO | DESCRIPTION |
| 1C | CARGO TANK VALVE | 12C | BURP VALVE RETURN TO CARGO TANK |
| 2C | LOAD VALVE | 13C | 10" CARGO PIPING BLOCK VALVE |
| 3C | MASTER SUCTION VALVE | 13Ca | 12" CARGO PIPING BLOCK VALVE |
| 4C | DISCHARGE VALVE | 15C | BYPASS VALVE AROUND CHECK |
| 5C | HEADER VALVE | 19C | CARGO HEADER |
| 6C | SALVAGE VALVE | 24C | FLOW INDICATOR |
| 8C | RELIEF VALVE | 30C | CARGO PIPELINE |
| 9C | CHECK VALVE | 37C | CARGO DROP |
| 10C | BURP VALVE | — | — ABOVE DECK PIPING |
| 11C | BLEED OFF VALVE | --- | --- BELOW DECK PIPING |

NOTE 1: CONTAINMENT P/S

WEST GULF MARINE INC.

REV.	DATE	BY	CHK	APP	REVISION DESCRIPTION
1	10/24/16	WFB	DDA		REVISED PER CLIENT COMMENTS
0	03/21/16	WFB	DDA		ISSUED FOR APPROVAL

KIRBY INLAND MARINE 

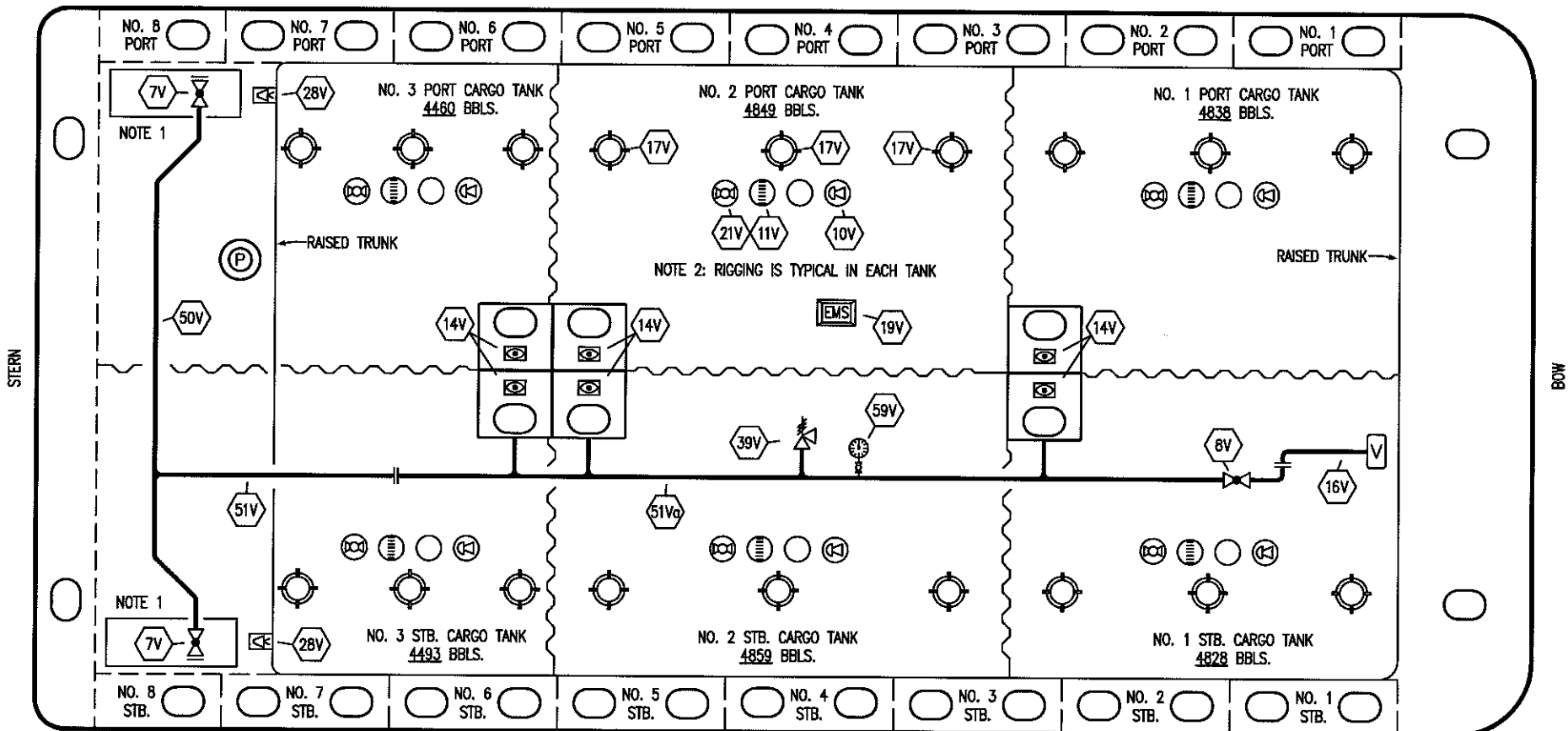
**CARGO
PIPING FLOW DIAGRAM**

SCALE: NONE
PAGE: 1 OF 3

KIRBY 29062

REV. **1**

PORT



STARBOARD

NO	DESCRIPTION	NO	DESCRIPTION
7V	8" HEADER VALVE	21V	2" HERMETIC GAUGE
8V	8" VENT STACK VALVE	28V	DOCK CONNECTION ALARM
10V	8" HIGH LEVEL/OVERFILL ALARM	39V	PRESS/VAC RELIEF VALVE
11V	8" 1-METER STICK GAUGE	50V	8" VAPOR HEADER
14V	8" SIGHT GLASS W/GAUGE TREE	51V	8" VAPOR PIPELINE
16V	8" VAPOR VENT STACK	51Va	10" VAPOR PIPELINE
17V	20" BUTTERWORTH	59V	PRESS/VAC GAUGE
19V	EMERGENCY ENGINE SHUT DOWN	—	— ABOVE DECK PIPING

NOTE 1: CONTAINMENT P/S
 NOTE 2: RIGGING IS TYPICAL IN EACH TANK

WEST GULF MARINE INC.

KIRBY INLAND MARINE 

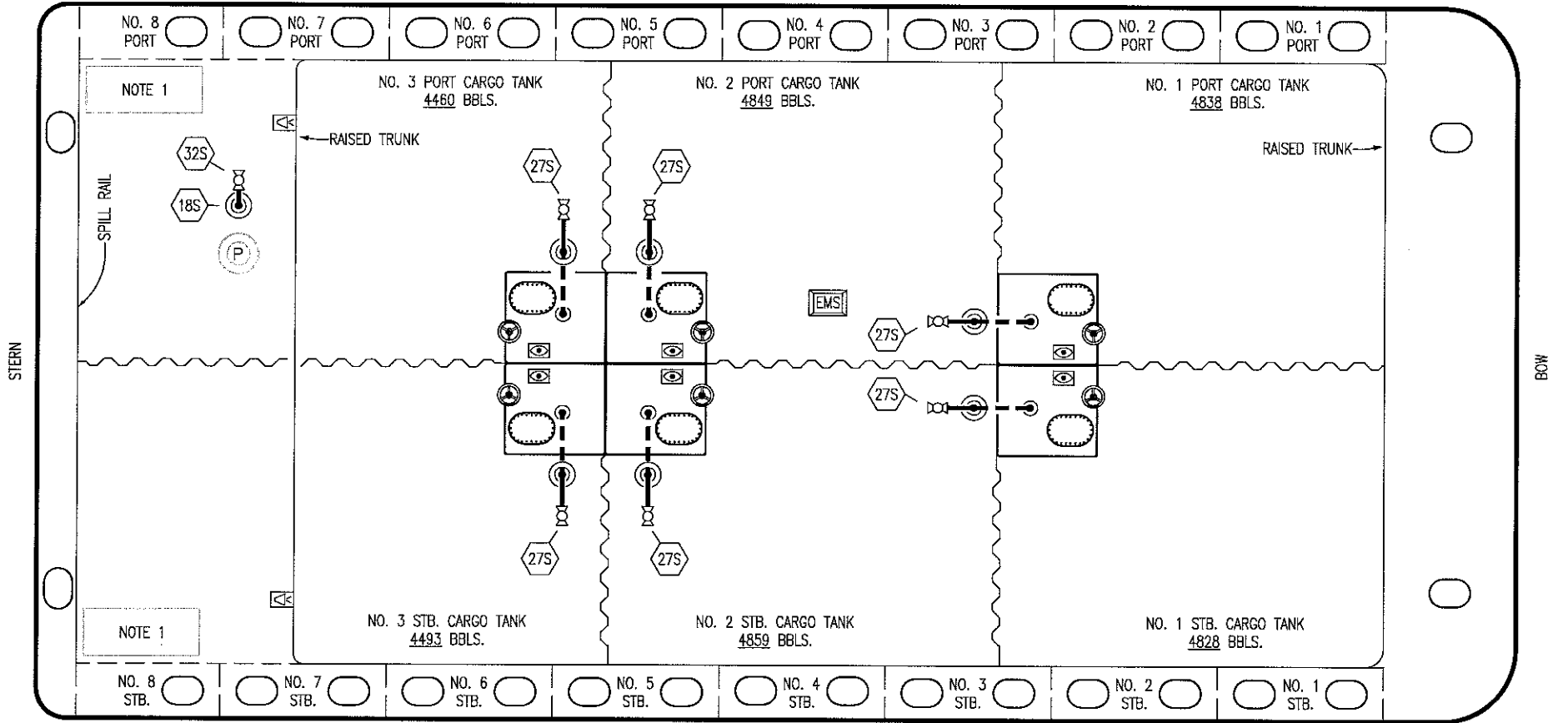
**VAPOR
 PIPING FLOW DIAGRAM**

REV.	DATE	BY	CHK	APP	REVISION DESCRIPTION
1	10/24/16	WFB	DDA		REVISED PER CLIENT COMMENTS
0	03/21/16	WFB	DDA		ISSUED FOR APPROVAL

SCALE: NONE
 PAGE: 2 OF 3

KIRBY 29062 REV. **1**

PORT



- | NO | DESCRIPTION |
|-------|-------------------------|
| 18S | TYP. STRIPPING DROP (⊙) |
| 27S | SUMP SUCTION VALVE |
| 32S | PUMP WELL PRIMER VALVE |
| — | ABOVE DECK PIPING |
| - - - | BELOW DECK PIPING |

NOTE 1: CONTAINMENT P/S

WEST GULF MARINE INC.

0	03/21/16	WFB	DDA		ISSUED FOR APPROVAL
REV.	DATE	BY	CHK	APP	REVISION DESCRIPTION

KIRBY INLAND MARINE 

STRIPPING PIPING FLOW DIAGRAM

SCALE: NONE

KIRBY 29062

REV. **0**

PAGE: 3 OF 3