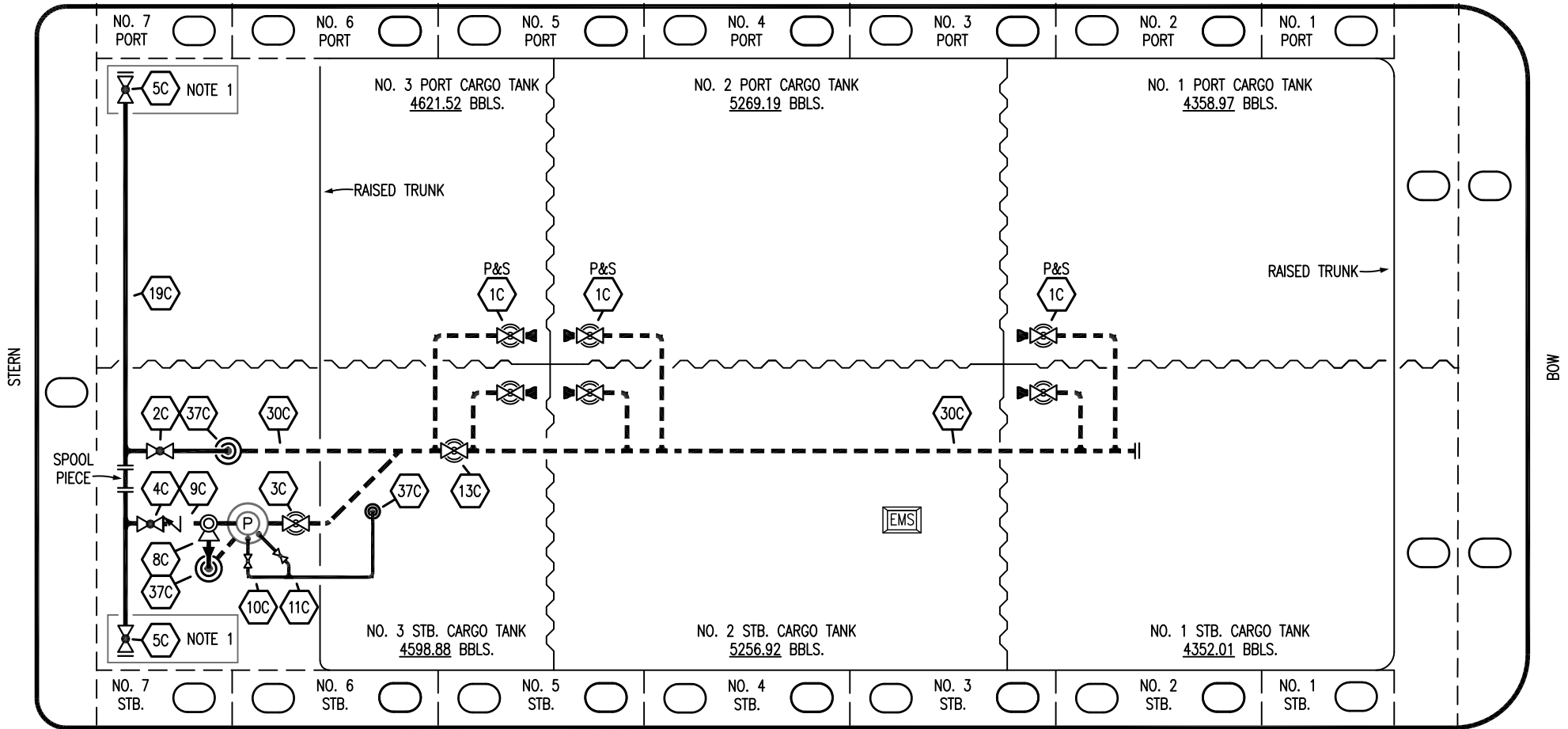


PORT



STARBOARD

- | | | | |
|-----|----------------------|-----|--------------------------|
| NO | DESCRIPTION | NO | DESCRIPTION |
| 1C | CARGO TANK VALVE | 11C | BLEED OFF VALVE |
| 2C | LOAD VALVE | 13C | CARGO PIPING BLOCK VALVE |
| 3C | MASTER SUCTION VALVE | 19C | CARGO HEADER |
| 4C | DISCHARGE VALVE | 30C | CARGO PIPELINE |
| 5C | HEADER VALVE | 37C | CARGO DROP |
| 8C | RELIEF VALVE | ⊙ | ABOVE DECK PIPING |
| 9C | CHECK VALVE | --- | BELOW DECK PIPING |
| 10C | BURP VALVE | | |

NOTE 1: CONTAINMENT P/S

WEST GULF MARINE

REV.	DATE	BY	CHK	APP	REVISION DESCRIPTION
2	01/17/23	MRV	DDA	LEP	REVISED PER CLIENT COMMENTS
1	12/14/17	WFB	DDA		REMOVED 6C SALVAGE VALVE
0	06/12/12	DCB	DDA		FOR APPROVAL

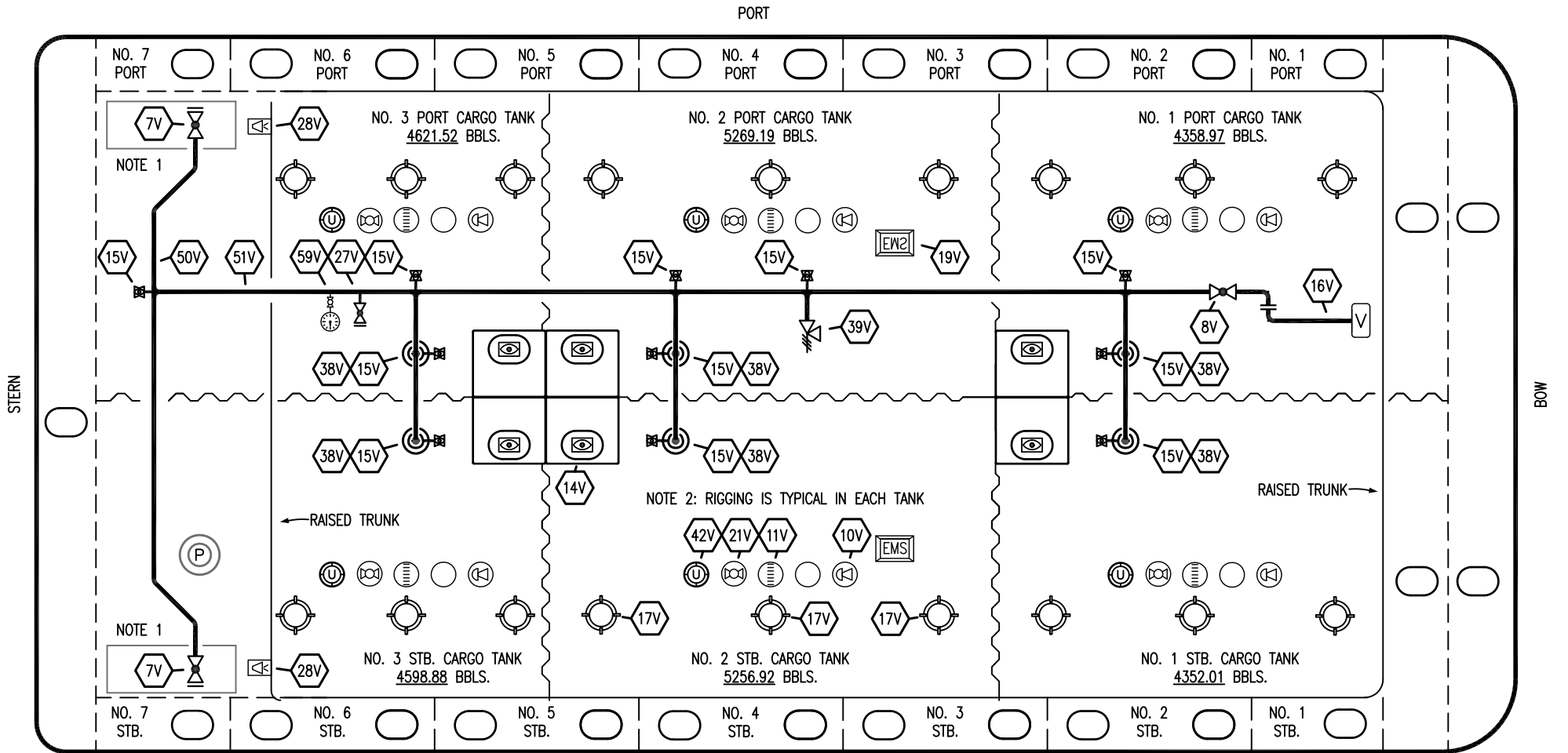
KIRBY INLAND MARINE 

**CARGO
PIPING FLOW DIAGRAM**

SCALE: NONE
PAGE: 1 OF 3

KIRBY 29050

REV. **2**



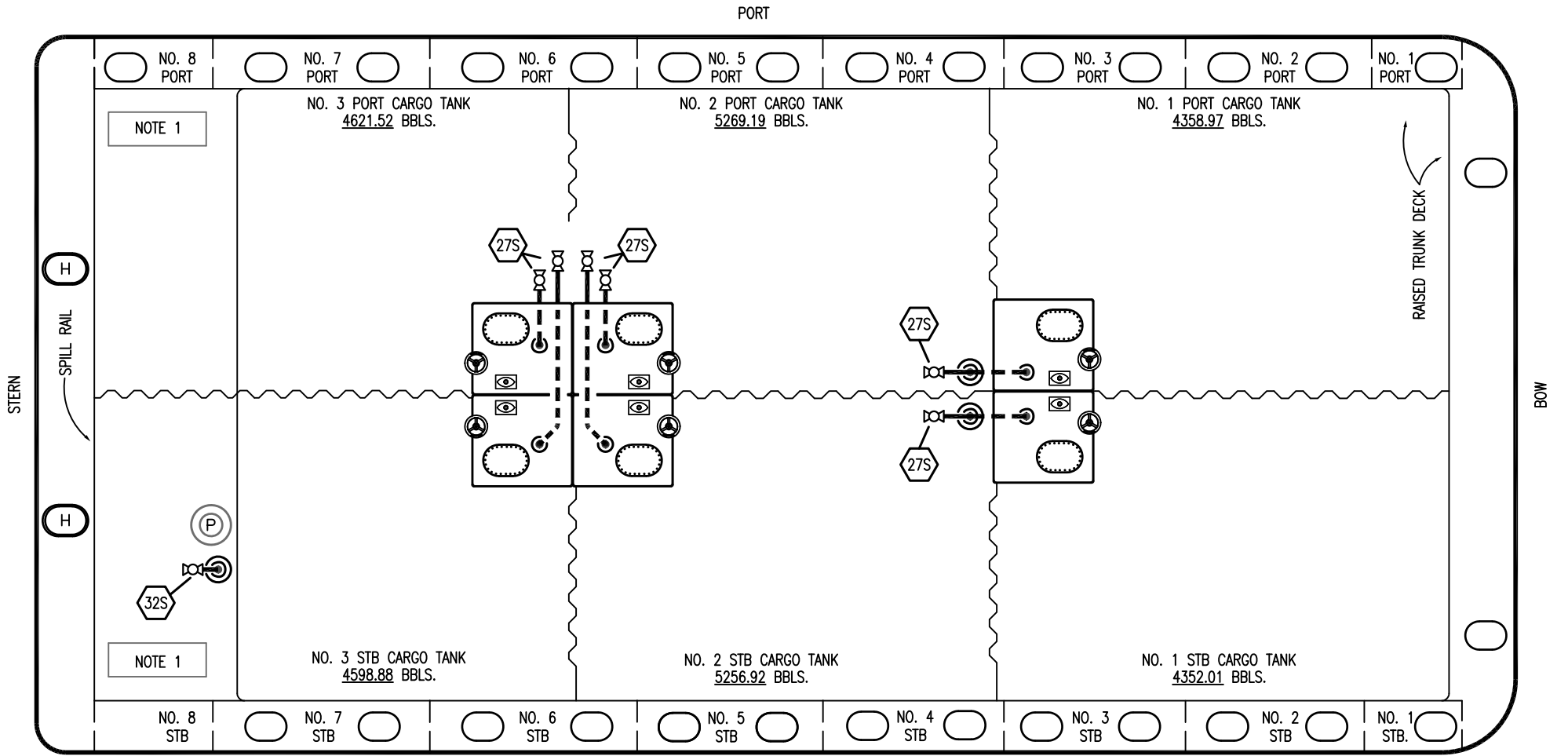
NO	DESCRIPTION	NO	DESCRIPTION
7V	8" HEADER VALVE	21V	2" HERMETIC GAUGE
8V	8" VENT STACK VALVE	27V	1/4" TEST CONNECTION VALVE
10V	8" HIGH LEVEL/OVERFILL ALARM	28V	DOCK CONNECTION ALARM
11V	8" 1-METER STICK GAUGE	38V	8" VAPOR PENETRATION
14V	6" SIGHT GLASS W/GAUGE TREE	39V	PRESS/VAC RELIEF VALVE
15V	2" INSPECTION PORT	42V	8" ULLAGE HATCH
16V	8" VAPOR VENT STACK	50V	8" VAPOR HEADER
17V	14" BUTTERWORTH	51V	8" VAPOR PIPELINE
18V	2" RESTRICTIVE GAUGE TUBE	59V	PRESS/VAC GAUGE
19V	EMERGENCY ENGINE SHUT DOWN	—	— ABOVE DECK PIPING

NOTE 1: CONTAINMENT P/S
 NOTE 2: RIGGING IS TYPICAL IN EACH TANK

WEST GULF MARINE

REV.	DATE	BY	CHK	APP	REVISION DESCRIPTION
1	01/17/23	MRV	DDA	LEP	REVISED PER CLIENT COMMENTS
0	06/12/12	DCB	DDA		FOR APPROVAL

KIRBY INLAND MARINE		
VAPOR PIPING FLOW DIAGRAM		
SCALE: NONE	KIRBY 29050	
PAGE: 2 OF 3	REV. 1	



NOTE 1

NOTE 1

NOTE 1: CONTAINMENT P/S

- NO DESCRIPTION
- 18S TYP. STRIPPING PENETRATION (⊙)
- 27S SUMP SUCTION
- 32S PUMP WELL PRIMER VALVE
- ABOVE DECK PIPING
- - - BELOW DECK PIPING

WEST GULF MARINE

REV.	DATE	BY	CHK	APP	REVISION DESCRIPTION
1	01/17/23	MRV	DDA	LEP	REVISED PER CLIENT COMMENTS
0	06/12/12	DCB	DDA		FOR APPROVAL

KIRBY INLAND MARINE

**STRIPPING
PIPING FLOW DIAGRAM**

SCALE: NONE	KIRBY 29050
PAGE: 3 OF 3	REV. 1