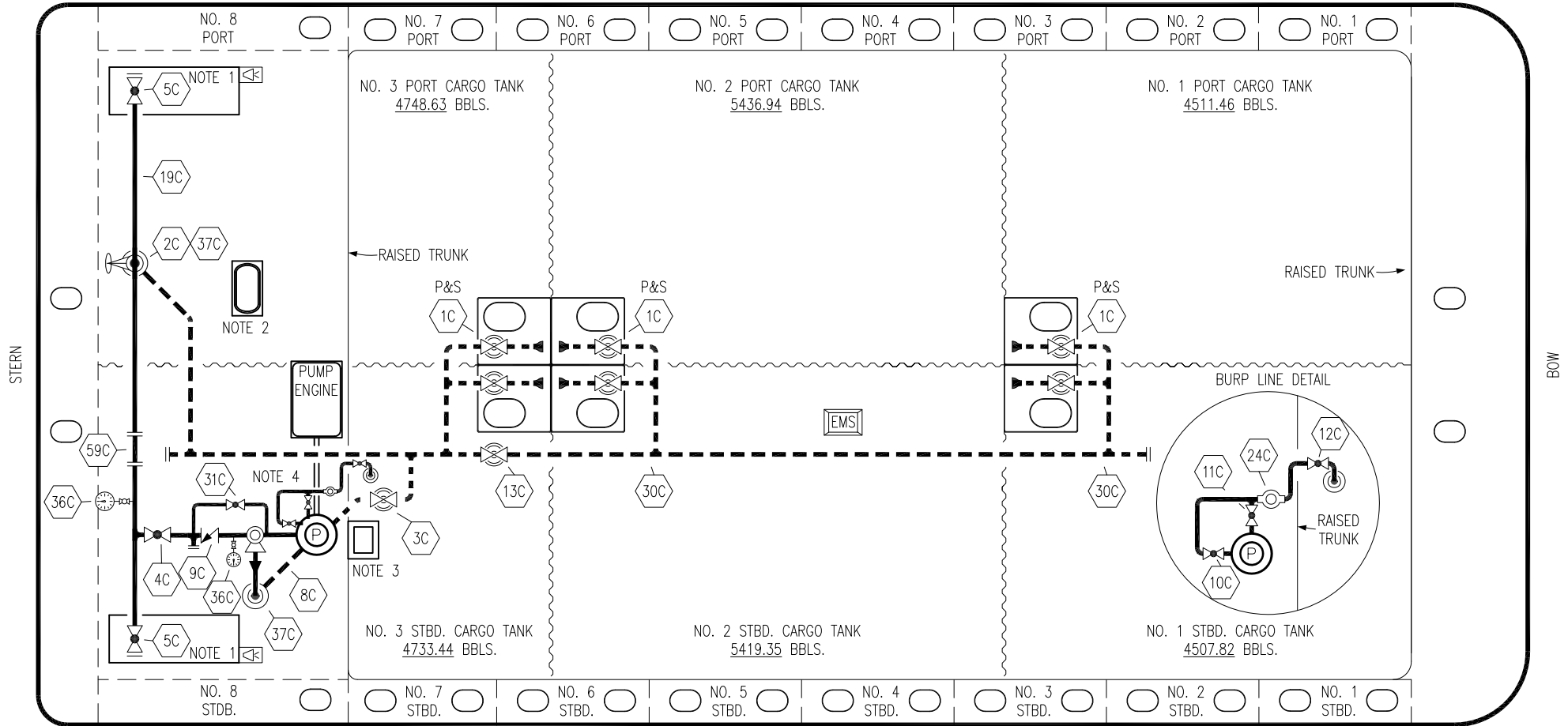


PORT



STERN

BOW

STARBOARD

NO	DESCRIPTION	NO	DESCRIPTION
1C	8" CARGO TANK VALVE	24C	FLOW INDICATOR
2C	8" LOAD VALVE	30C	12" CARGO PIPELINE
3C	12" MASTER SUCTION VALVE	31C	2" BYPASS VALVE
4C	8" DISCHARGE VALVE	36C	PRESSURE GAUGE
5C	8" HEADER VALVE	37C	CARGO DROP
8C	6" RELIEF VALVE	59C	SPOOL PIECE
9C	8" CHECK VALVE	—	— ABOVE DECK PIPING
10C	BURP VALVE	---	--- BELOW DECK PIPING
11C	BLEED OFF VALVE		
12C	BURP VALVE RETURN TO CARGO TANK		
13C	12" BLOCK VALVE		
19C	8" CARGO HEADER		

- NOTE 1: CONTAINMENT P/S
- NOTE 2: 500 GAL. FUEL TANK
- NOTE 3: VALVE HATCH
- NOTE 4: SEE BURP LINE DETAIL

WEST GULF MARINE - BBL. CAPACITY = 28893 BBLs.

REV.	DATE	BY	CHK	APP	REVISION DESCRIPTION
2	07/14/21	MRV	DDA	CW	REVISED PER CLIENT COMMENTS
1	04/02/15	MG	DDA		REVISED PER CLIENT COMMENTS
0	05/14/10	RB	RB	OF	APPROVED

KIRBY INLAND MARINE

CARGO

PIPING FLOW DIAGRAM

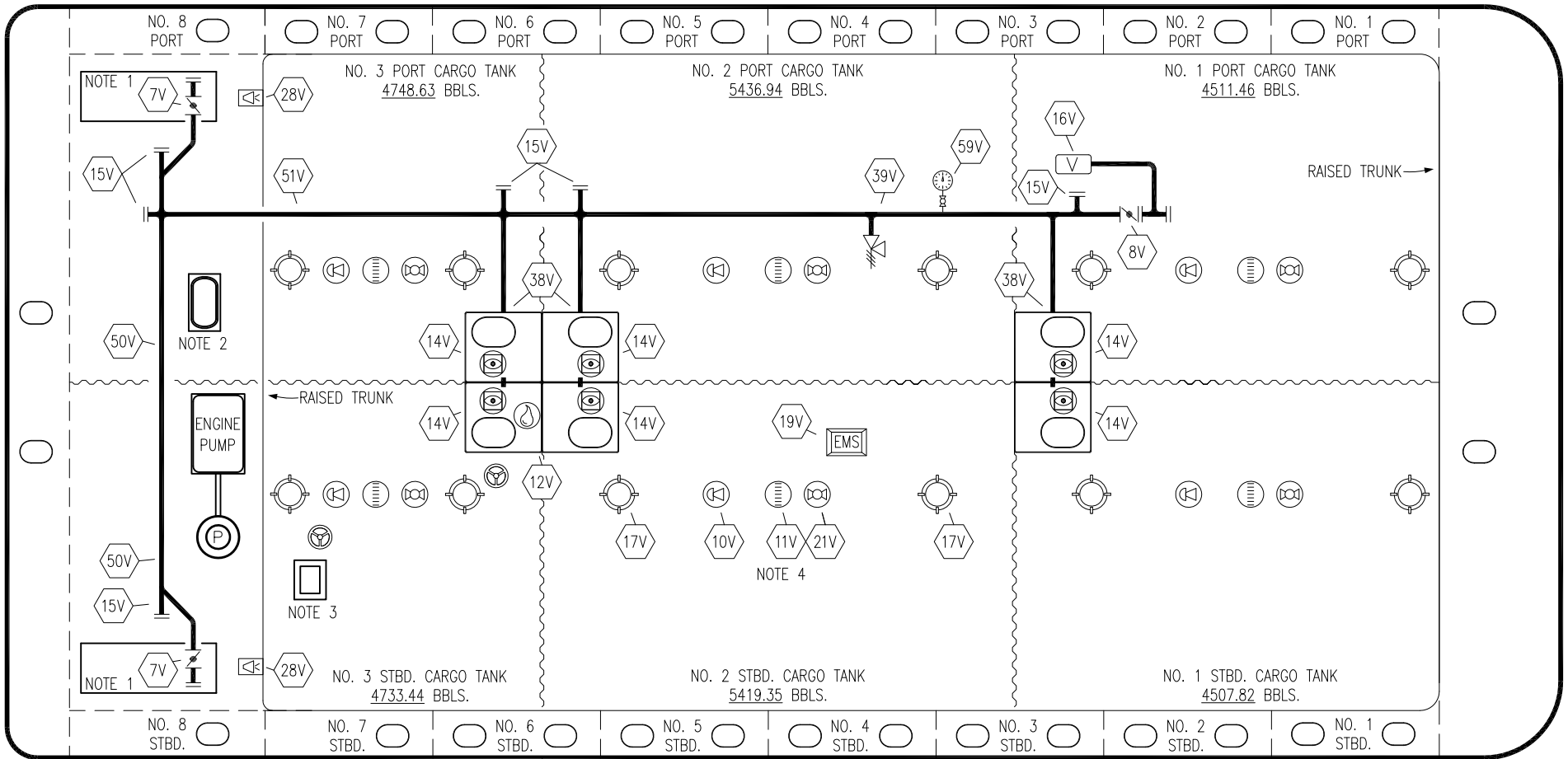
KIRBY 29035

REV. 2

SCALE: NONE  
PAGE: 1 OF 3

STERN

BOW



NO	DESCRIPTION	NO	DESCRIPTION
7V	10" HEADER VALVE	19V	EMERGENCY ENGINE SHUT DOWN
8V	10" VENT STACK VALVE	21V	HERMETIC GAUGE
10V	HIGH LEVEL/OVERFILL ALARM	28V	DOCK CONNECTION ALARM
11V	GAUGE STICK	38V	VAPOR PENETRATION
12V	HERMETIC SAMPLE	39V	6" PRESSURE/VACUUM VALVE
14V	SIGHT GLASS W/ GAUGE TREE	50V	10" VAPOR HEADER
15V	INSPECTION PORT	51V	10" VAPOR PIPELINE
16V	10" VAPOR VENT STACK	—	ABOVE DECK PIPING
17V	23" BUTTERWORTH		

NOTE 1: CONTAINMENT P/S  
 NOTE 2: 500 GAL. FUEL TANK  
 NOTE 3: VALVE HATCH  
 NOTE 4: RIGGING IS TYPICAL IN EACH TANK.

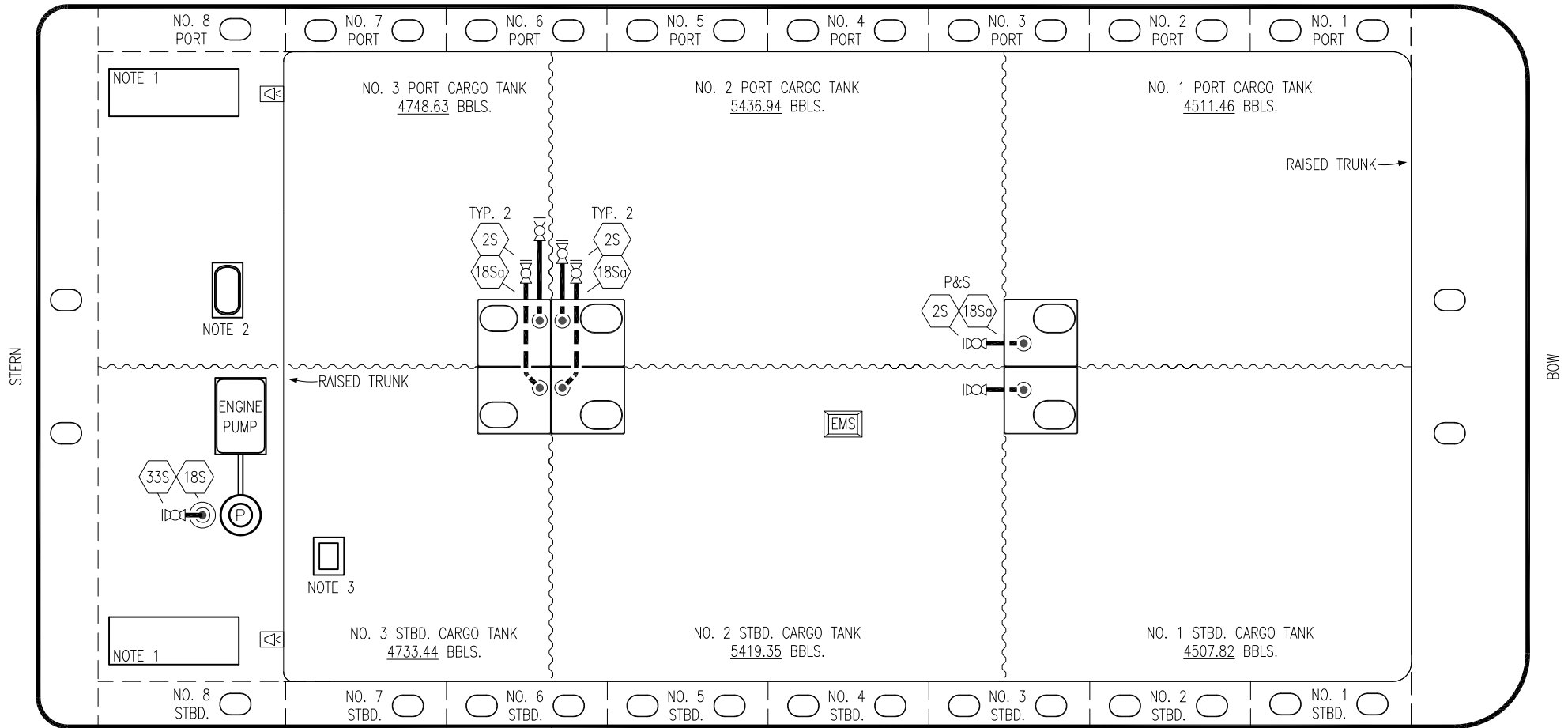
WEST GULF MARINE – BBL. CAPACITY = 28893 BBLs.


REV.	DATE	BY	CHK	APP	REVISION DESCRIPTION
2	07/14/21	MRV	DDA	CW	REVISED PER CLIENT COMMENTS
1	04/02/15	MG	DDA		REVISED PER CLIENT COMMENTS
0	05/14/10	RB	RB	OF	APPROVED

KIRBY INLAND MARINE

VAPOR  
PIPING FLOW DIAGRAM

SCALE: NONE	KIRBY 29035	PAGE: 2 OF 3
		2



- |      |  |
|------|--|
| NO   | DESCRIPTION  |
| 2S   | CARGO SUMP SUCTION VALVE   |
| 18S  | STRIPPING DROP  |
| 18So | STRIPPING PENETRATION  |
| 33S  | PUMP WELL SUCTION VALVE  |

- |   |                   |
|---|-------------------|
|  | ABOVE DECK PIPING |
|  | BELOW DECK PIPING |

NOTE 1: CONTAINMENT P/S  
 NOTE 2: 500 GAL. FUEL TANK  
 NOTE 3: VALVE HATCH

WEST GULF MARINE – BBL. CAPACITY = 28893 BBLs.

REV.	DATE	BY	CHK	APP	REVISION DESCRIPTION
2	07/14/21	MRV	DDA	CW	REVISED PER CLIENT COMMENTS
1	04/02/15	MG	DDA		REVISED PER CLIENT COMMENTS
0	05/14/10	RB	RB	OF	APPROVED

 <b>KIRBY INLAND MARINE</b>	
<b>STRIPPING</b> <b>PIPING FLOW DIAGRAM</b>	
SCALE: NONE	<b>KIRBY 29035</b>
PAGE: 3 OF 3	
	<b>REV. 2</b>