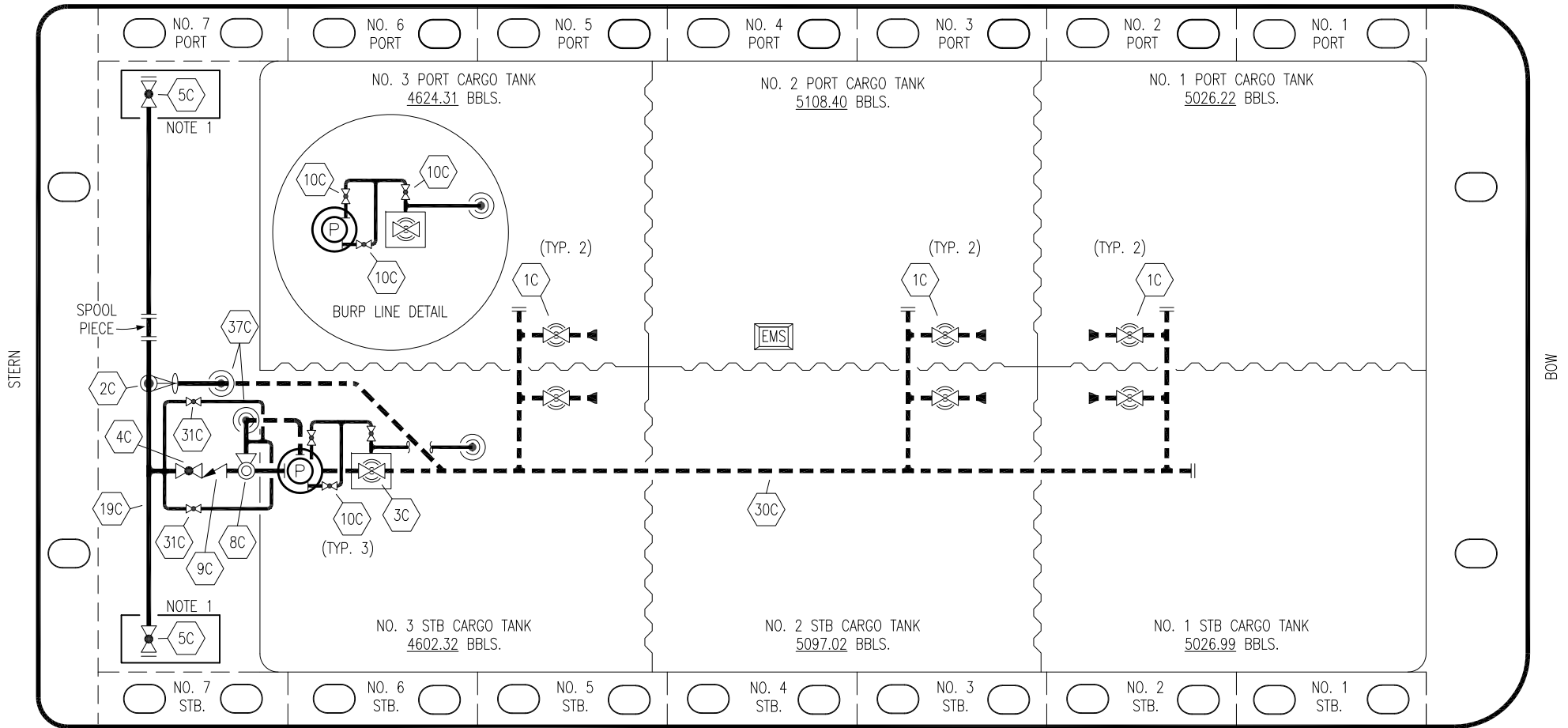



PORT



STERN

BOW

STARBOARD

| NO | DESCRIPTION              | NO  | DESCRIPTION  |
|----|--------------------------|-----|--|
| 1C | 8" CARGO TANK VALVE      | 10C | BURP VALVE   |
| 2C | 8" LOAD VALVE            | 19C | 8" CARGO HEADER  |
| 3C | 10" MASTER SUCTION VALVE | 30C | 10" CARGO PIPELINE   |
| 4C | 8" DISCHARGE VALVE       | 31C | BYPASS VALVE   |
| 5C | 8" HEADER VALVE          | 37C | CARGO DROP  |
| 8C | 6" RELIEF VALVE          | —   | — ABOVE DECK PIPING  |
| 9C | 8" CHECK VALVE           | --- | --- BELOW DECK PIPING  |

NOTE 1: CONTAINMENT P/S

TRINITY MARINE – EX. SCF 1201–1204

| REV. | DATE     | BY  | CHK | APP | REVISION DESCRIPTION        |
|------|----------|-----|-----|-----|-----------------------------|
| 3    | 09/07/22 | MRV | DDA | MW  | REVISED PER CLIENT COMMENTS |
| 2    | 04/03/18 | WFB | DDA |     | REVISED WING TANK LAYOUT    |
| 1    | 08/02/17 | WFB | DDA |     | REVISED BURP LINE           |
| 0    | 05/12/17 | WFB | DDA | OF  | APPROVED                    |

KIRBY INLAND MARINE 

**CARGO**  
**PIPING FLOW DIAGRAM**

SCALE: NONE  
PAGE: 1 OF 3

**KIRBY 29024**

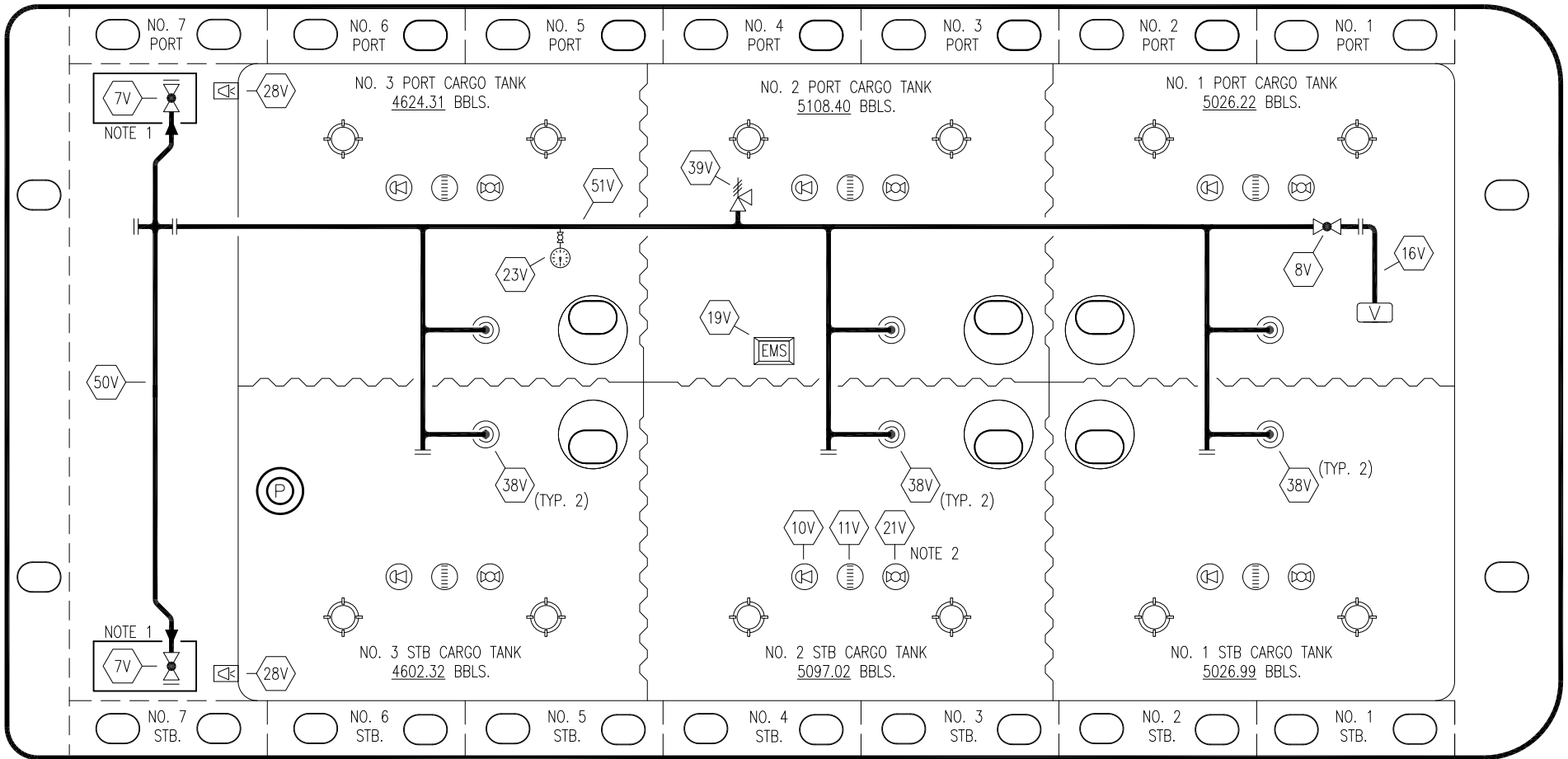
REV. **3**

PORT

STERN

BOW

STARBOARD



| NO  | DESCRIPTION               | NO  | DESCRIPTION                  |
|-----|---------------------------|-----|------------------------------|
| 7V  | HEADER VALVE              | 28V | DOCK CONNECTION ALARM        |
| 8V  | VENT STACK VALVE          | 38V | VAPOR DROP OR PENETRATION    |
| 10V | HIGH LEVEL/OVERFILL ALARM | 39V | PRESSURE/VACUUM RELIEF VALVE |
| 11V | GAUGE STICK               | 50V | VAPOR HEADER                 |
| 16V | VAPOR VENT STACK          | 51V | VAPOR PIPELINE               |
| 19V | EMERGENCY SHUT DOWN       | —   | — ABOVE DECK PIPING          |
| 21V | HERMETIC GAUGE            | --- | --- BELOW DECK PIPING        |
| 23V | PRESSURE GAUGE            |     |                              |

NOTE 2: TYPICAL RIGGING IN EACH TANK

NOTE 1: CONTAINMENT P/S

TRINITY MARINE - EX. SCF 1201-1204

KIRBY INLAND MARINE 

**VAPOR  
PIPING FLOW DIAGRAM**

| REV. | DATE     | BY  | CHK | APP | REVISION DESCRIPTION        |
|------|----------|-----|-----|-----|-----------------------------|
| 2    | 09/07/22 | MRV | DDA | MW  | REVISED PER CLIENT COMMENTS |
| 2    | 04/03/18 | WFB | DDA |     | REVISED WING TANK LAYOUT    |
| 0    | 05/12/17 | WFB | DDA | OF  | APPROVED                    |

SCALE: NONE  
PAGE: 2 OF 3

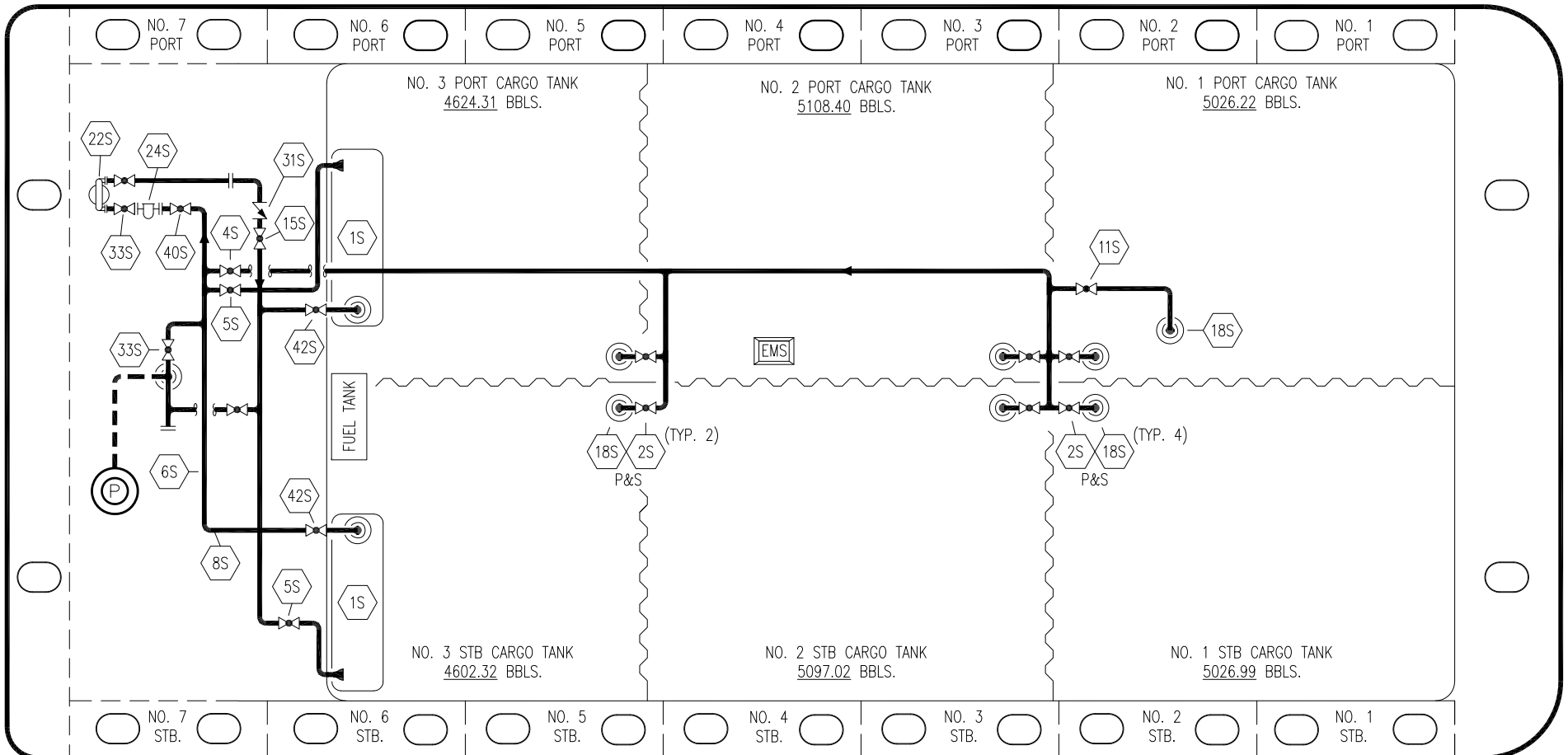
**KIRBY 29024** REV. **2**

PORT

STERN

BOW

STARBOARD



| NO  | DESCRIPTION              | NO  | DESCRIPTION             |
|-----|--------------------------|-----|-------------------------|
| 1S  | SLOP TANK                | 31S | CHECK VALVE             |
| 2S  | CARGO SUMP SUCTION VALVE | 33S | PUMP WELL SUCTION VALVE |
| 5S  | SLOP TANK SUCTION VALVE  | 37S | BLOCK VALVE             |
| 6S  | SUCTION HEADER PIPING    | 40S | HEADER SUCTION VALVE    |
| 8S  | DISCHARGE HEADER PIPING  | 42S | SLOP TANK FILL VALVE    |
| 15S | HEADER DISCHARGE VALVE   |     | — ABOVE DECK PIPING     |
| 18S | STRIPPING DROP           |     | - - - BELOW DECK PIPING |
| 22S | STRIPPING PUMP           |     |                         |
| 24S | BASKET STRAINER          |     |                         |

NOTE 1: CONTAINMENT P/S

TRINITY MARINE – EX. SCF 1201-1204

| REV. | DATE     | BY  | CHK | APP | REVISION DESCRIPTION        |
|------|----------|-----|-----|-----|-----------------------------|
| 3    | 09/07/22 | MRV | DDA | MW  | REVISED PER CLIENT COMMENTS |
| 2    | 04/03/18 | WFB | DDA |     | REVISED WING TANK LAYOUT    |
| 1    | 08/02/17 | WFB | DDA |     | REVISED PER CLIENT COMMENTS |
| 0    | 05/12/17 | WFB | DDA | OF  | APPROVED                    |

KIRBY INLAND MARINE 

**STRIPPING  
PIPING FLOW DIAGRAM**

SCALE: NONE  
PAGE: 3 OF 3

**KIRBY 29024**

REV. **3**