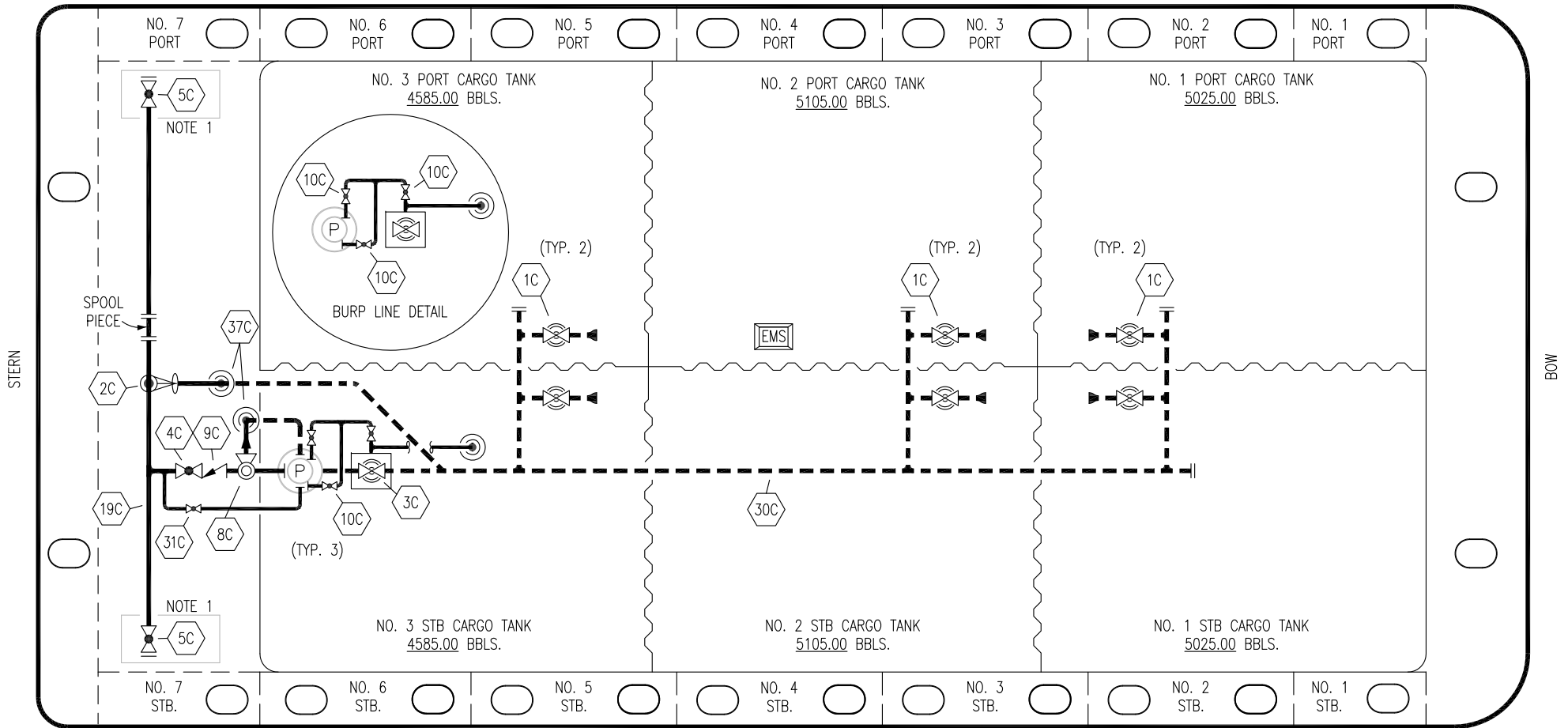


PORT



STARBOARD

NO	DESCRIPTION	NO	DESCRIPTION
1C	8" CARGO TANK VALVE	10C	BURP VALVE
2C	8" LOAD VALVE	19C	8" CARGO HEADER
3C	10" MASTER SUCTION VALVE	30C	10" CARGO PIPELINE
4C	8" DISCHARGE VALVE	31C	BYPASS VALVE
5C	8" HEADER VALVE	37C	CARGO DROP
8C	6" RELIEF VALVE	—	— ABOVE DECK PIPING
9C	8" CHECK VALVE	---	--- BELOW DECK PIPING

NOTE 1: CONTAINMENT P/S

TRINITY MARINE – EX. SCF 1201–1204

REV.	DATE	BY	CHK	APP	REVISION DESCRIPTION
2	04/03/18	WFB	DDA		REVISED WING TANK LAYOUT
1	07/28/17	WFB	DDA		REVISED BURP LINE
0	04/28/17	WFB	DDA	OF	APPROVED

KIRBY INLAND MARINE 

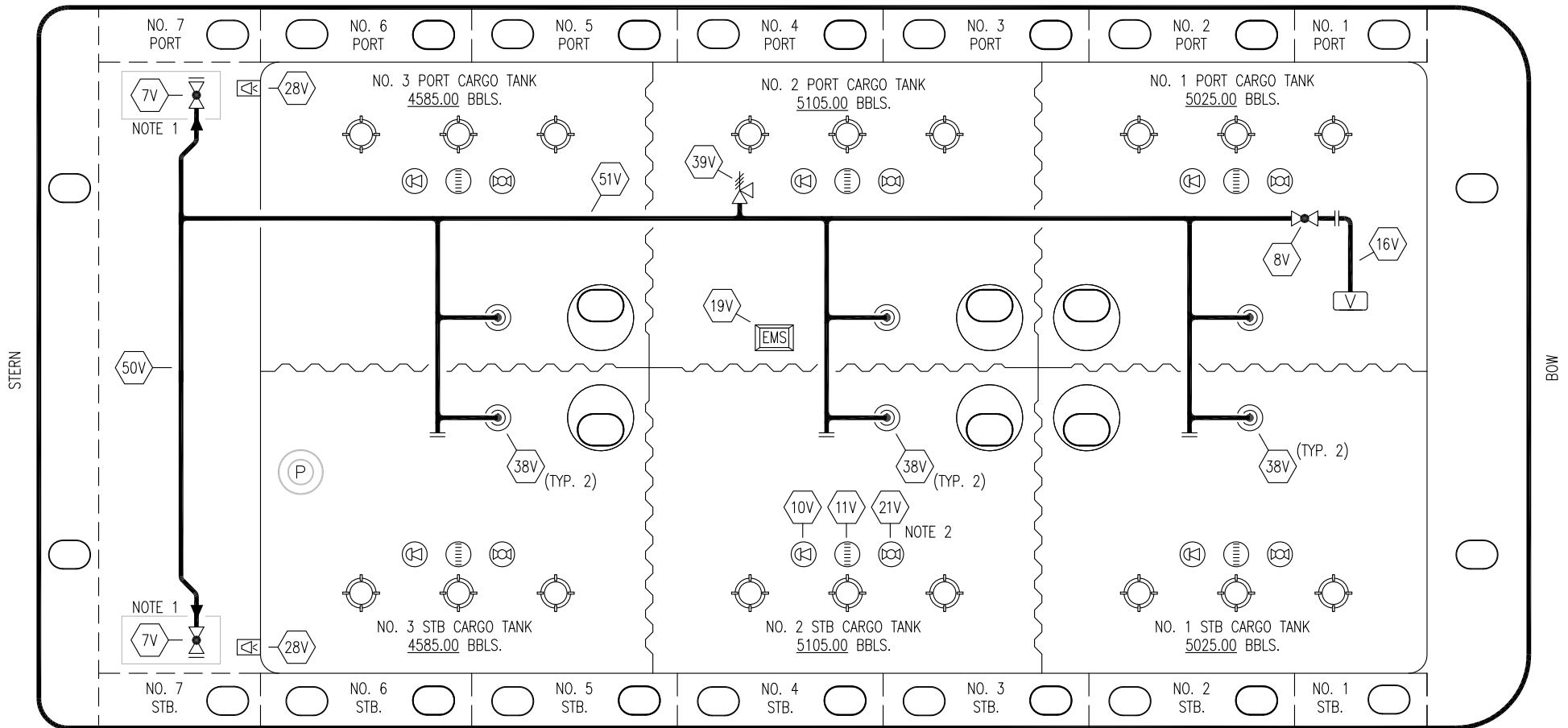
**CARGO
PIPING FLOW DIAGRAM**

SCALE: NONE
PAGE: 1 OF 3

KIRBY 29022

REV. **2**

PORT



NO	DESCRIPTION	NO	DESCRIPTION
7V	HEADER VALVE	28V	DOCK CONNECTION ALARM
8V	VENT STACK VALVE	38V	VAPOR DROP OR PENETRATION (⊙)
10V	HIGH LEVEL/OVERFILL ALARM	39V	PRESSURE/VACUUM RELIEF VALVE
11V	GAUGE STICK	50V	VAPOR HEADER
16V	VAPOR VENT STACK	51V	VAPOR PIPELINE
19V	EMERGENCY SHUT DOWN	—	— ABOVE DECK PIPING
21V	HERMETIC GAUGE	---	--- BELOW DECK PIPING

NOTE 2: TYPICAL RIGGING IN EACH TANK

NOTE 1: CONTAINMENT P/S

TRINITY MARINE - EX. SCF 1201-1204

REV.	DATE	BY	CHK	APP	REVISION DESCRIPTION
1	04/03/18	WFB	DDA		REVISED WING TANK LAYOUT
0	04/28/17	WFB	DDA	OF	APPROVED

KIRBY INLAND MARINE 

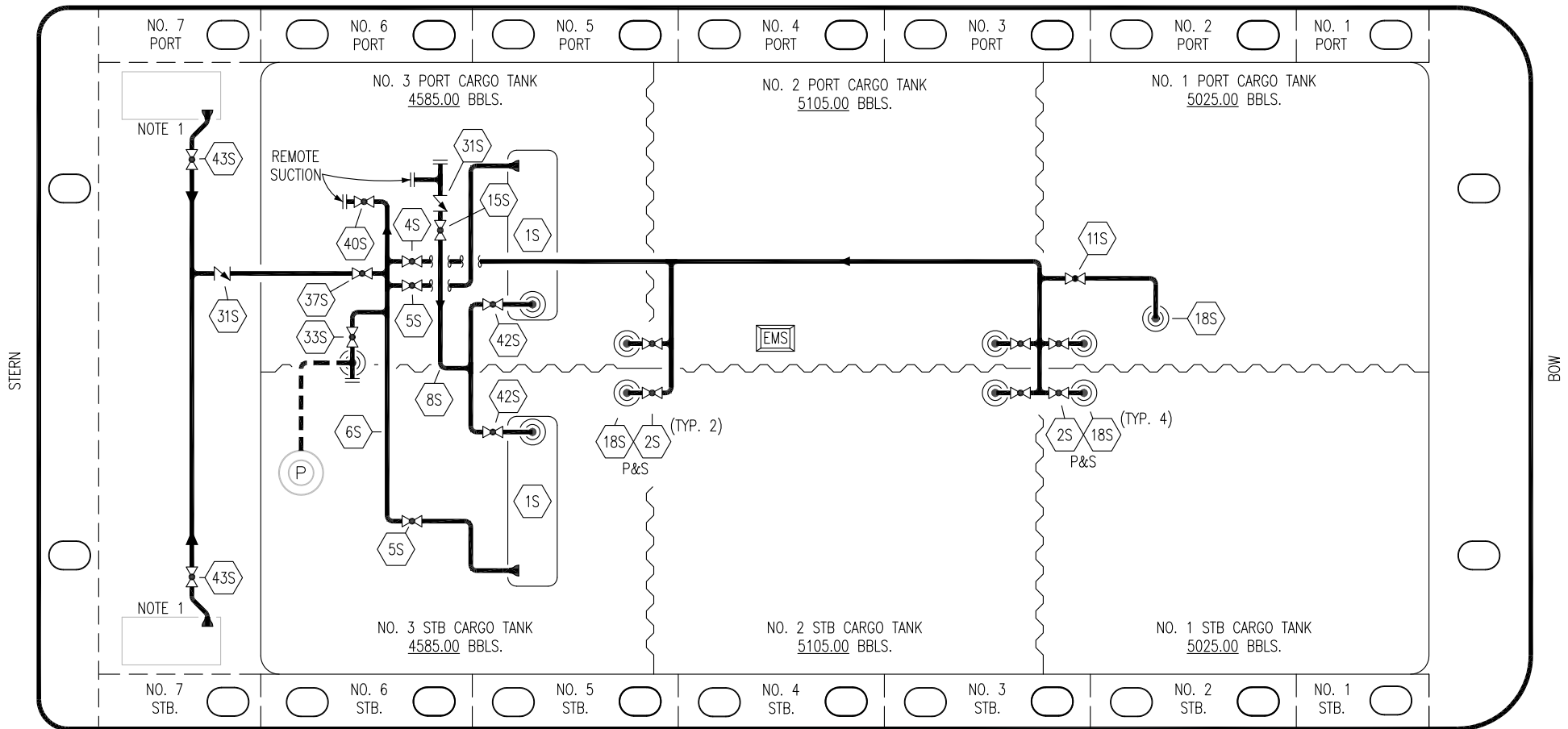
**VAPOR
PIPING FLOW DIAGRAM**

SCALE: NONE
PAGE: 2 OF 3

KIRBY 29022

REV. **1**

PORT



- | | | | |
|-----|--------------------------|-----|-------------------------|
| NO | DESCRIPTION | NO | DESCRIPTION |
| 1S | SLOP TANK | 31S | CHECK VALVE |
| 2S | CARGO SUMP SUCTION VALVE | 33S | PUMP WELL SUCTION VALVE |
| 5S | SLOP TANK SUCTION VALVE | 37S | BLOCK VALVE |
| 6S | SUCTION HEADER PIPING | 40S | HEADER SUCTION VALVE |
| 8S | DISCHARGE HEADER PIPING | 42S | SLOP TANK FILL VALVE |
| 15S | HEADER DISCHARGE VALVE | 43S | DRIP PAN SUCTION VALVE |
| 18S | STRIPPING DROP | | |
| | | --- | ABOVE DECK PIPING |
| | | --- | BELOW DECK PIPING |

STARBOARD

NOTE 1: CONTAINMENT P/S

TRINITY MARINE - EX. SCF 1201-1204

KIRBY INLAND MARINE 

**STRIPPING
PIPING FLOW DIAGRAM**

3	04/03/18	WFB	DDA		REVISED WING TANK LAYOUT
2	07/28/17	WFB	DDA		REVISED PER CLIENT COMMENTS
1	07/07/17	WFB	DDA		REVISED PER CLIENT COMMENTS
0	04/28/17	WFB	DDA	OF	APPROVED
REV.	DATE	BY	CHK	APP	REVISION DESCRIPTION

SCALE: NONE
PAGE: 3 OF 3

KIRBY 29022

REV. **3**