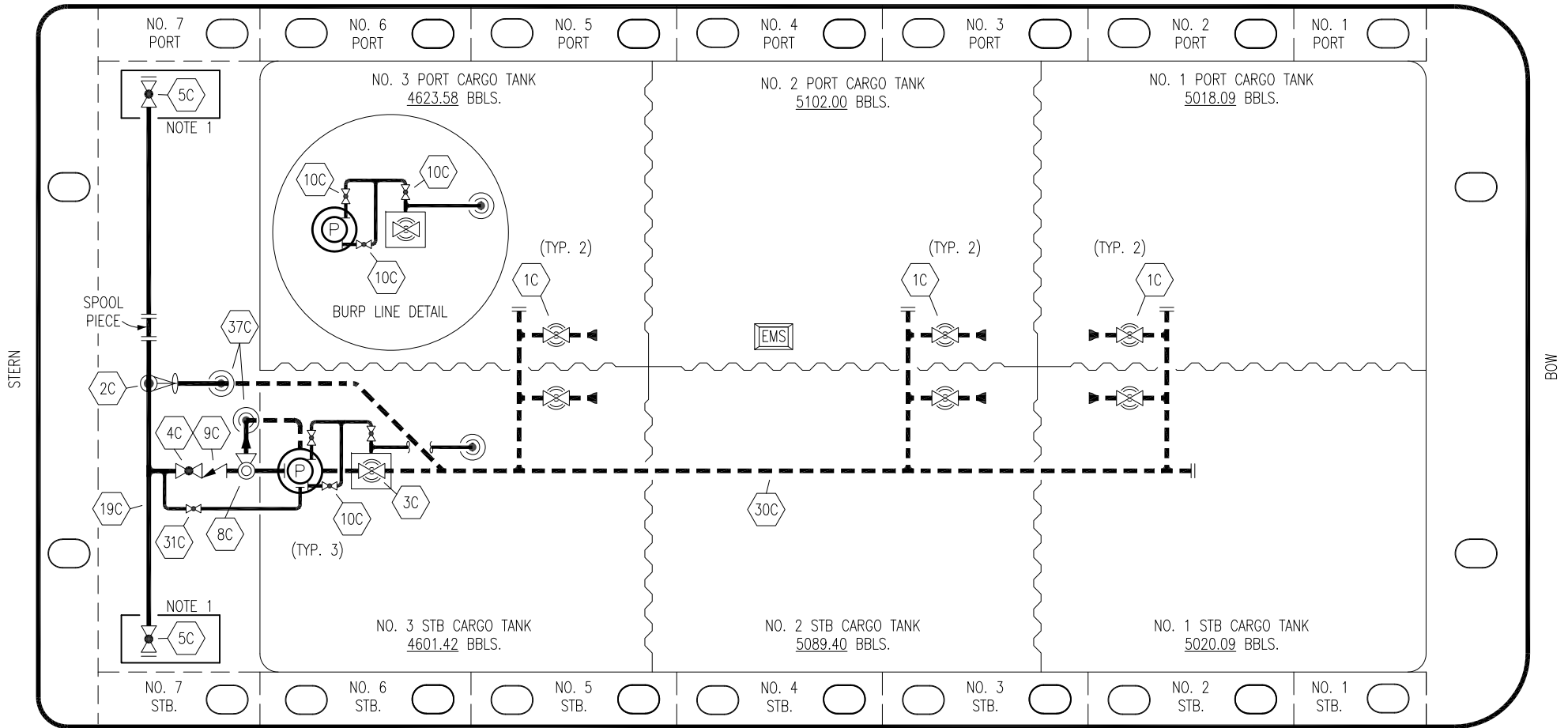


PORT



STERN

BOW

STARBOARD

NO	DESCRIPTION	NO	DESCRIPTION
1C	CARGO TANK VALVE	10C	BURP VALVE
2C	LOAD VALVE	19C	CARGO HEADER
3C	MASTER SUCTION VALVE	30C	CARGO PIPELINE
4C	DISCHARGE VALVE	31C	BYPASS VALVE
5C	HEADER VALVE	37C	CARGO DROP
8C	RELIEF VALVE	—	— ABOVE DECK PIPING
9C	CHECK VALVE	---	--- BELOW DECK PIPING

NOTE 1: CONTAINMENT P/S

TRINITY MARINE – EX. SCF 1201–1204

REV.	DATE	BY	CHK	APP	REVISION DESCRIPTION
3	07/21/22	MRV	DDA	DAR	REVISED PER CLIENT COMMENTS
2	04/03/18	WFB	DDA		REVISED WING TANK LAYOUT
1	07/27/17	WFB	DDA		REVISED BURP LINE
0	04/28/17	WFB	DDA	OF	APPROVED

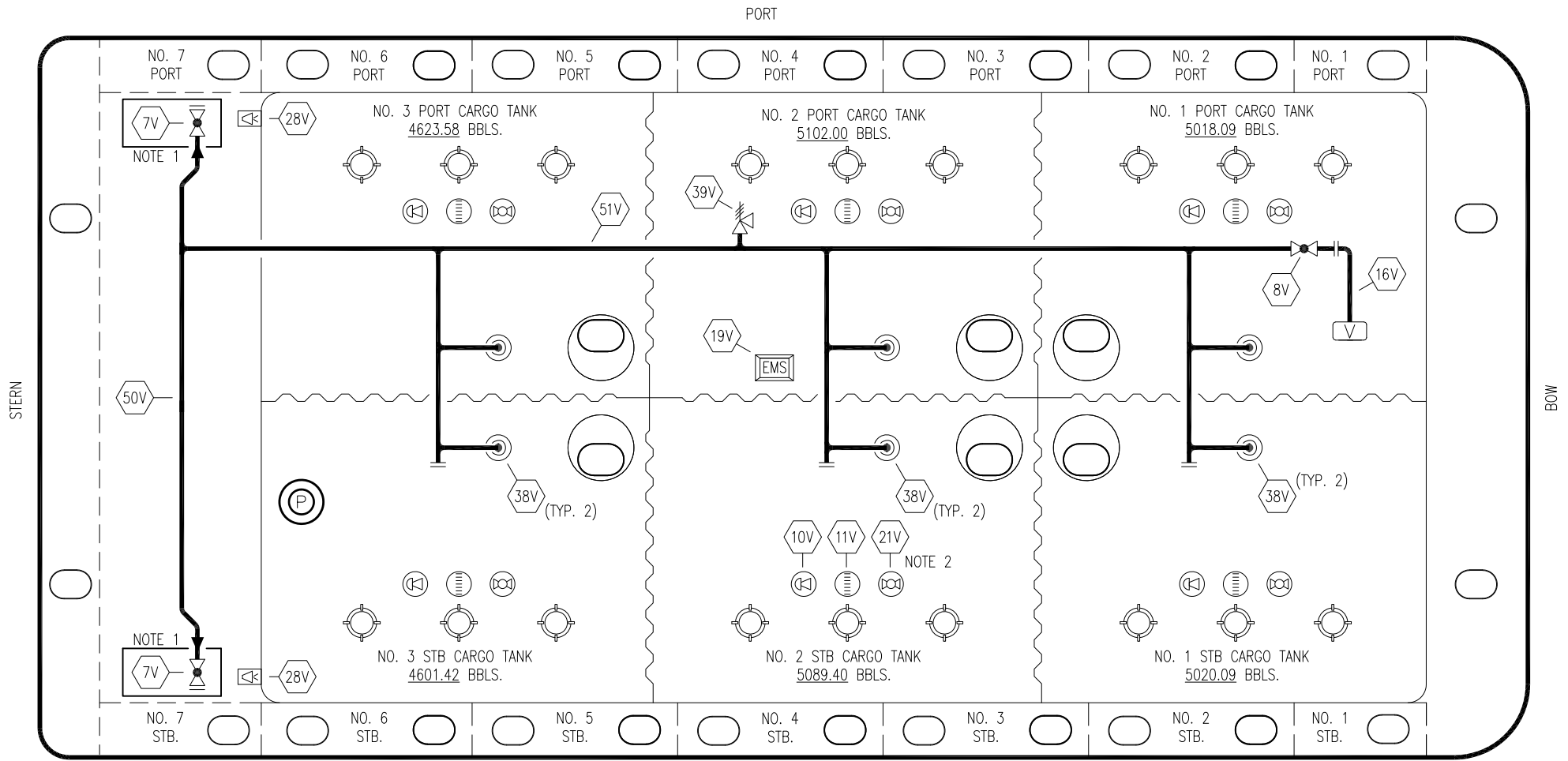
KIRBY INLAND MARINE

**CARGO
PIPING FLOW DIAGRAM**

SCALE: NONE
PAGE: 1 OF 3

KIRBY 29021

REV. **3**



NO	DESCRIPTION	NO	DESCRIPTION
7V	HEADER VALVE	28V	DOCK CONNECTION ALARM
8V	VENT STACK VALVE	38V	VAPOR DROP OR PENETRATION
10V	HIGH LEVEL/OVERFILL ALARM	39V	PRESSURE/VACUUM RELIEF VALVE
11V	GAUGE STICK	50V	VAPOR HEADER
16V	VAPOR VENT STACK	51V	VAPOR PIPELINE
19V	EMERGENCY SHUT DOWN	—	— ABOVE DECK PIPING
21V	HERMETIC GAUGE	- - -	- - - BELOW DECK PIPING

NOTE 2: TYPICAL RIGGING IN EACH TANK
 NOTE 1: CONTAINMENT P/S

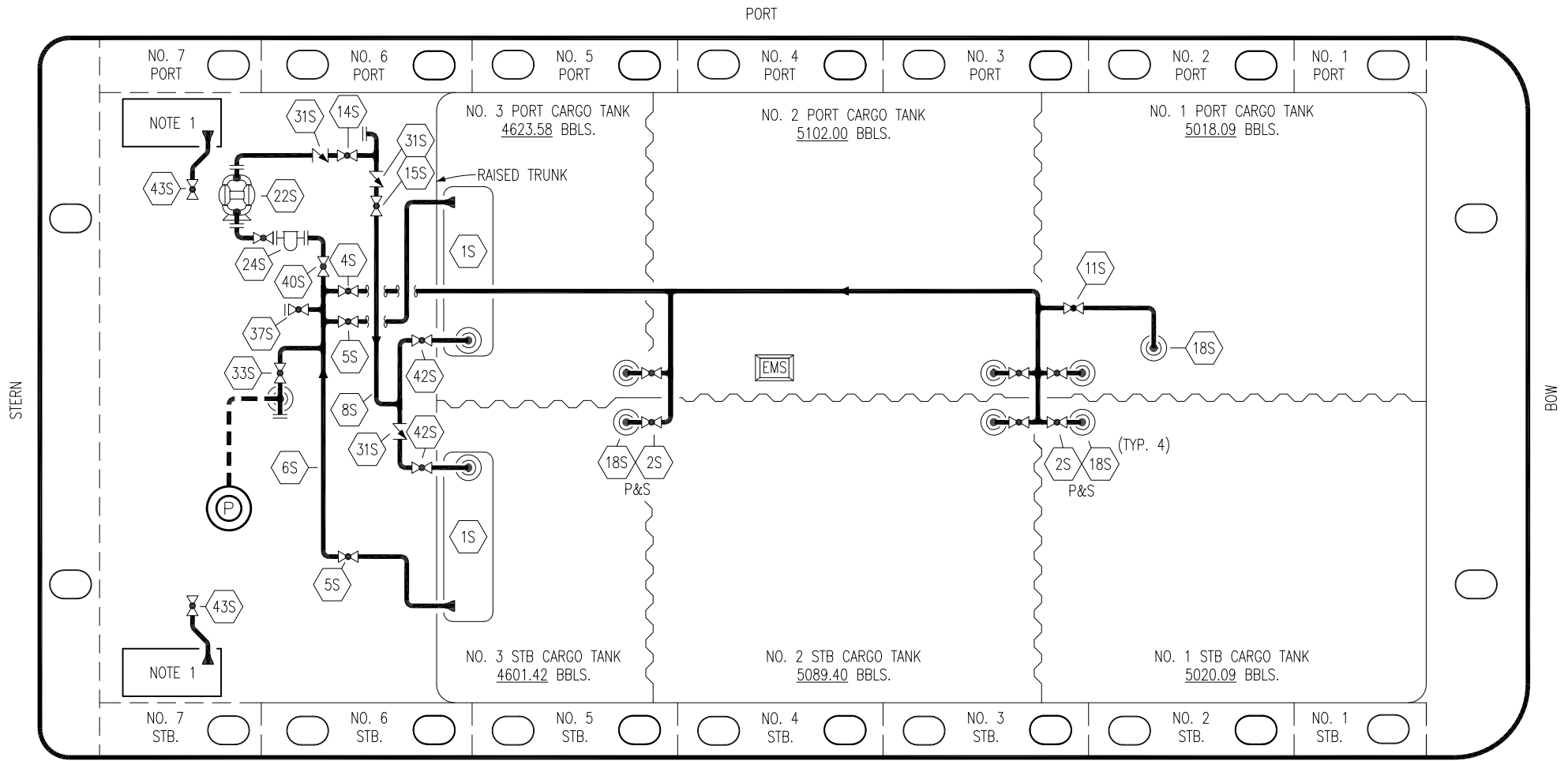
TRINITY MARINE – EX. SCF 1201–1204

REV.	DATE	BY	CHK	APP	REVISION DESCRIPTION
2	07/21/22	MRV	DDA	DAR	REVISED PER CLIENT COMMENTS
1	04/03/18	WFB	DDA		REVISED WING TANK LAYOUT
0	04/28/17	WFB	DDA	OF	APPROVED

KIRBY INLAND MARINE

VAPOR
PIPING FLOW DIAGRAM

SCALE: NONE	KIRBY 29021
PAGE: 2 OF 3	2



- | | | | |
|-----|--------------------------|-----|-------------------------|
| NO | DESCRIPTION | NO | DESCRIPTION |
| 1S | SLOP TANK | 31S | CHECK VALVE |
| 2S | CARGO SUMP SUCTION VALVE | 33S | PUMP WELL SUCTION VALVE |
| 5S | SLOP TANK SUCTION VALVE | 37S | BLOCK VALVE |
| 6S | SUCTION HEADER PIPING | 40S | HEADER SUCTION VALVE |
| 8S | DISCHARGE HEADER PIPING | 42S | SLOP TANK FILL VALVE |
| 15S | HEADER DISCHARGE VALVE | 43S | DRIP PAN SUCTION VALVE |
| 18S | STRIPPING DROP | | |
-
- | | |
|--|-------------------|
| | ABOVE DECK PIPING |
| | BELOW DECK PIPING |

NOTE 1: CONTAINMENT P/S

TRINITY MARINE - EX. SCF 1201-1204

REV.	DATE	BY	CHK	APP	REVISION DESCRIPTION
3	08/02/22	MRV	DDA	DAR	REVISED PER CLIENT COMMENTS
2	04/03/18	WFB	DDA		REVISED WING TANK LAYOUT
1	06/30/17	WFB	DDA		REVISED PER CLIENT COMMENTS
0	04/28/17	WFB	DDA	OF	APPROVED

STRIPPING PIPING FLOW DIAGRAM

SCALE: NONE	KIRBY 29021	REV. 3
PAGE: 3 OF 3		