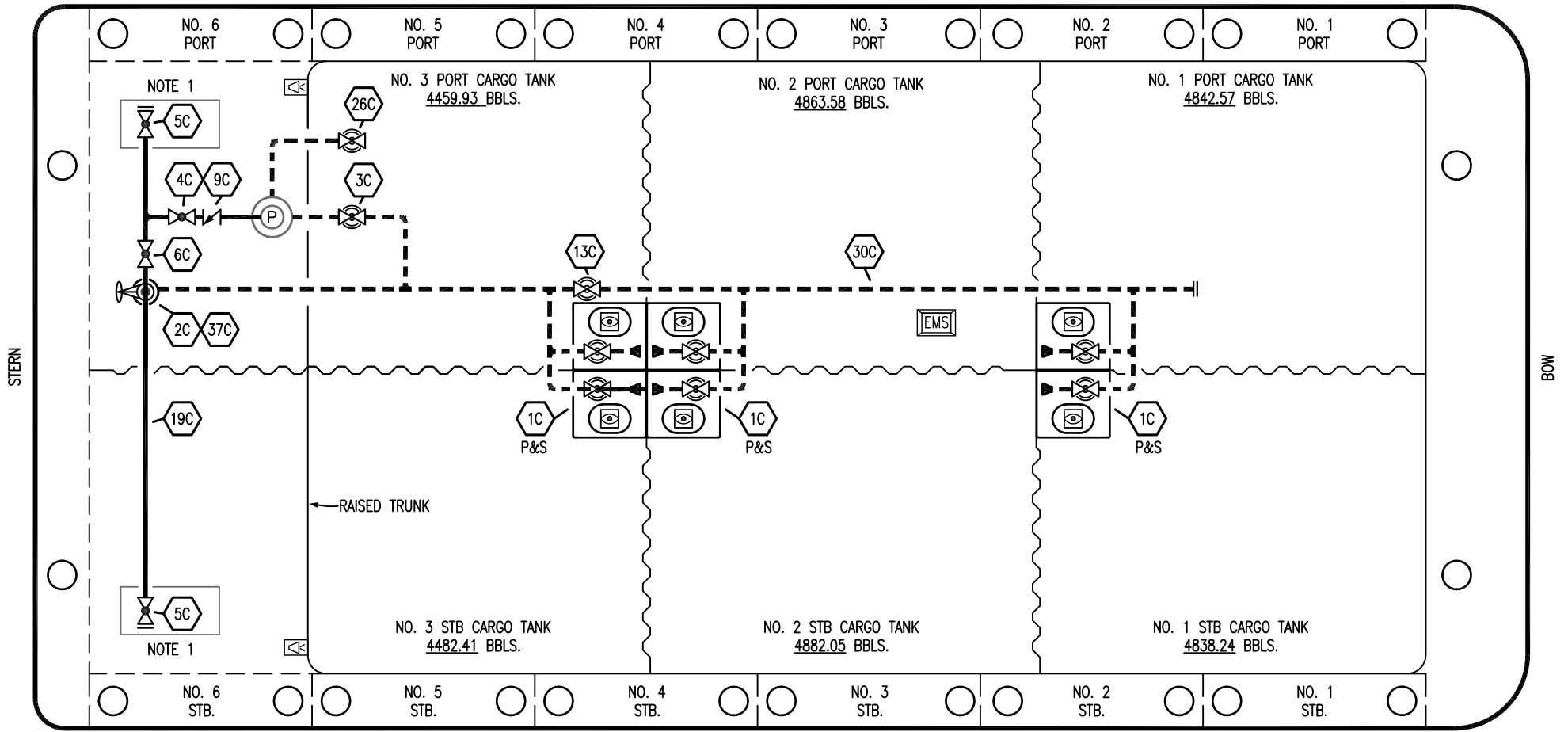


PORT



STARBOARD

- | | | | |
|----|----------------------|-------|--------------------------|
| NO | DESCRIPTION | NO | DESCRIPTION |
| 1C | CARGO TANK VALVE | 13C | CARGO PIPING BLOCK VALVE |
| 2C | LOAD VALVE | 19C | CARGO HEADER |
| 3C | MASTER SUCTION VALVE | 26C | DEEP WELL DRAIN VALVE |
| 4C | DISCHARGE VALVE | 30C | CARGO PIPELINE |
| 5C | HEADER VALVE | 37C | CARGO DROP |
| 6C | SALVAGE VALVE | ⊙ | |
| 9C | CHECK VALVE | — | ABOVE DECK PIPING |
| | | - - - | BELOW DECK PIPING |

NOTE 1: CONTAINMENT P/S

TRINITY MARINE

REV.	DATE	BY	CHK	APP	REVISION DESCRIPTION
3	06/05/23	MRV	DDA	DAR	REVISED PER CLIENT COMMENTS
2	04/04/17	WFB	DDA		REVISED PER CLIENT COMMENTS
1	11/11/15	BB	SC		REVISED PER CLIENT COMMENTS
0	02/01/10	DB	RB	OF	APPROVED

KIRBY INLAND MARINE 

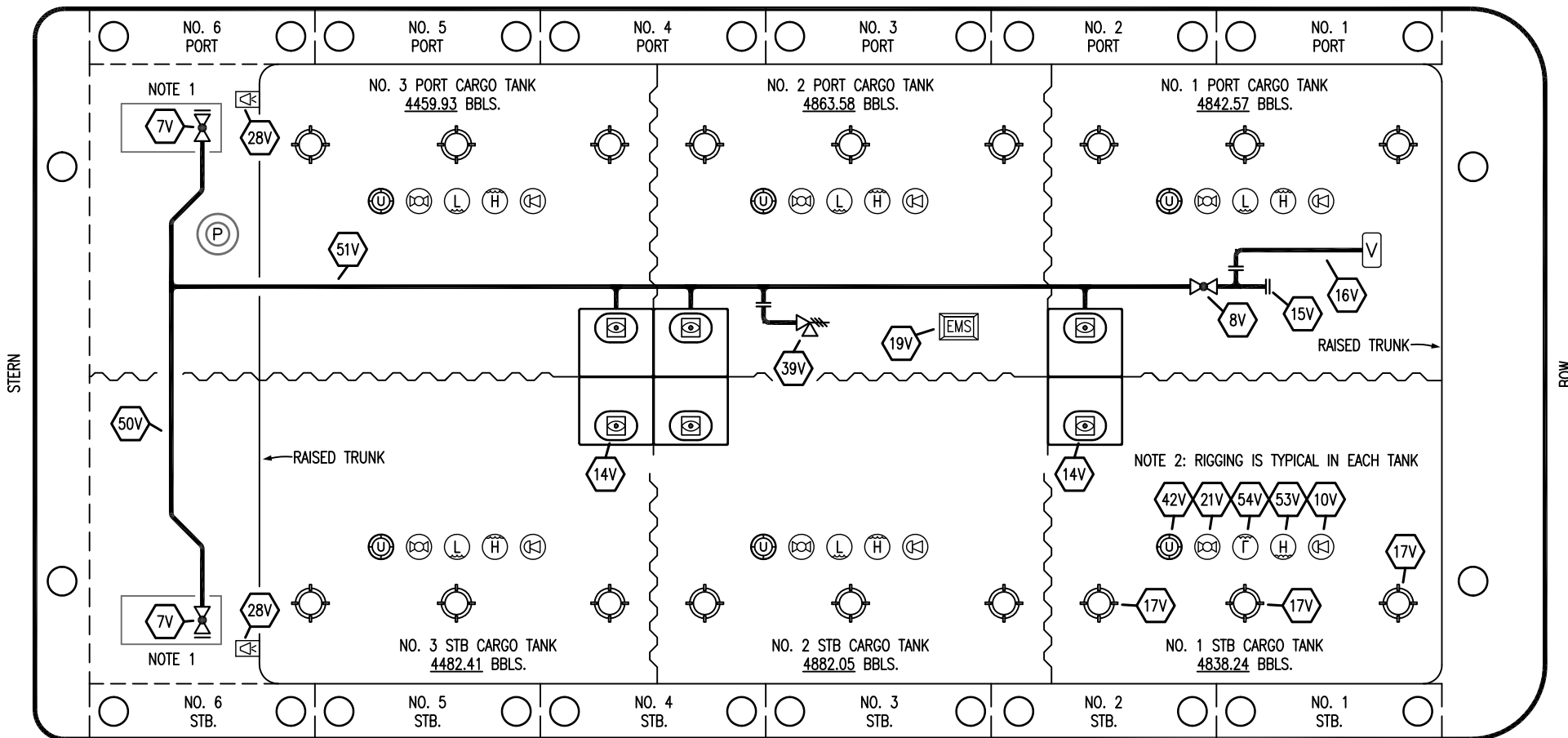
**CARGO
PIPING DIAGRAM**

SCALE: NONE
PAGE: 1 OF 4

KIRBY 28727

REV. **3**

PORT



STARBOARD

- | | | | |
|-----|----------------------------|-----|-----------------------|
| NO | DESCRIPTION | NO | DESCRIPTION |
| 7V | HEADER VALVE | 21V | HERMETIC GAUGE |
| 8V | VENT STACK VALVE | 28V | DOCK CONNECTION ALARM |
| 10V | HIGH LEVEL/OVERFILL ALARM | 39V | PRESSURE/VACUUM VALVE |
| 14V | SIGHT GLASS W/GAUGE TREE | 42V | ULLAGE HATCH |
| 15V | INSPECTION PORT | 50V | VAPOR HEADER |
| 16V | VAPOR VENT STACK | 51V | VAPOR PIPELINE |
| 17V | BUTTERWORTH | 53V | HIGH LEVEL GAUGE |
| 19V | EMERGENCY ENGINE SHUT DOWN | 54V | LOW LEVEL GAUGE |
| | | | ABOVE DECK PIPING |

NOTE 1: CONTAINMENT P/S

NOTE 2: RIGGING IS TYPICAL IN EACH TANK

TRINITY MARINE

REV.	DATE	BY	CHK	APP	REVISION DESCRIPTION
4	06/05/23	MRV	DDA	DAR	REVISED PER CLIENT COMMENTS
3	04/04/17	WFB	DDA		REVISED PER CLIENT COMMENTS
2	11/11/15	BB	SC		REVISED PER CLIENT COMMENTS
1	08/28/14	DDA	DDA	OF	REVISED PER CLIENT COMMENTS
0	02/01/10	DB	RB	OF	APPROVED

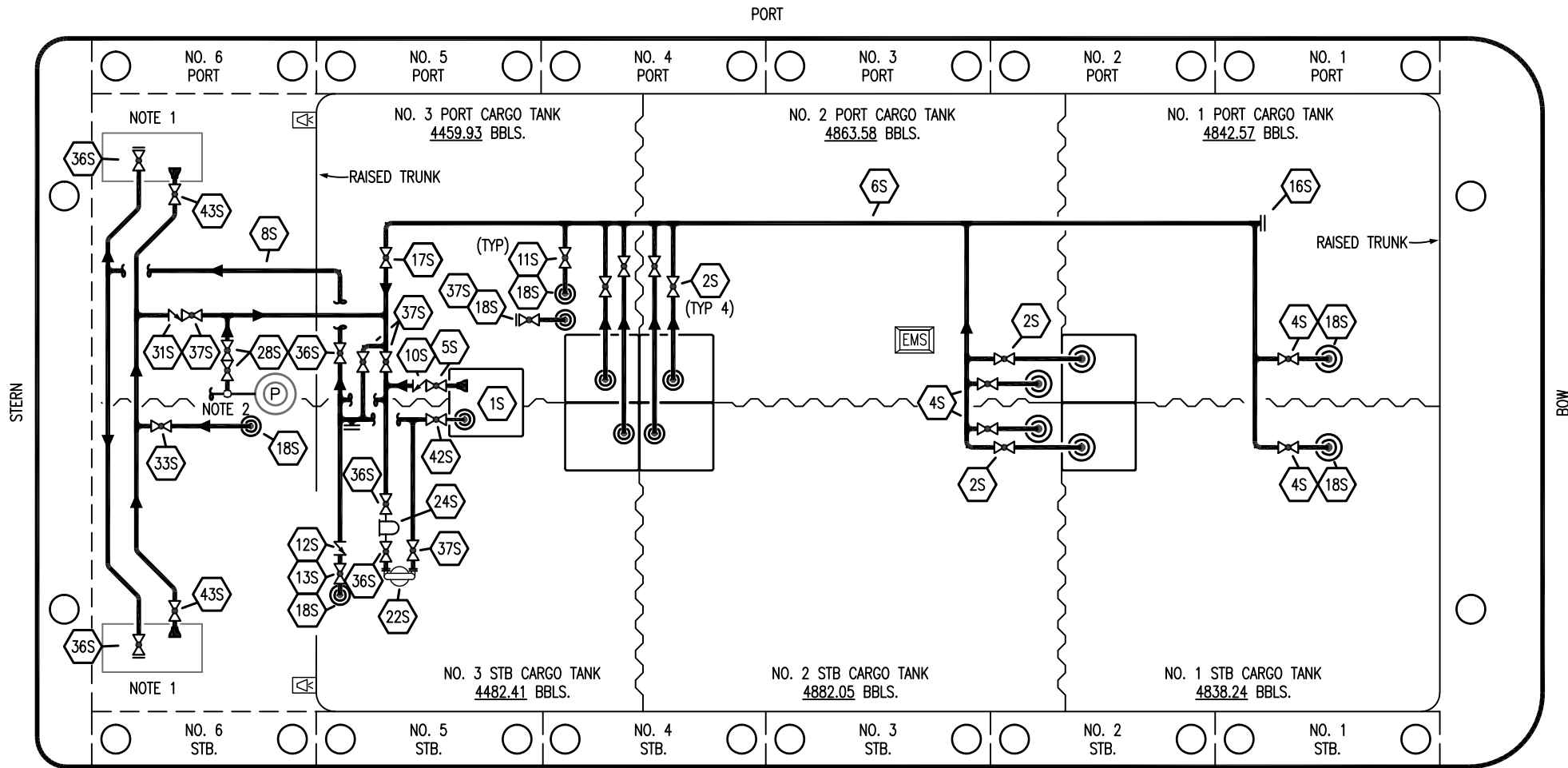
KIRBY INLAND MARINE 

**VAPOR
PIPING DIAGRAM**

SCALE: NONE
PAGE: 2 OF 4

KIRBY 28727

REV. **4**



- | | | | |
|-----------|------------------------------------|-----------|--------------------------------|
| NO | DESCRIPTION | NO | DESCRIPTION |
| 1S | SLOP TANK | 17S | FORWARD CARGO TANK ISOLATION |
| 2S | CARGO SUMP SUCTION VALVE | 18S | STRIPPING DROP |
| 4S | CARGO TANK SUCTION VALVE | 22S | STRIPPING PUMP |
| 5S | SLOP TANK SUCTION VALVE | 24S | BASKET STRAINER |
| 6S | SUCTION HEADER PIPING | 28S | CARGO PIPING SUCTION |
| 8S | DISCHARGE HEADER PIPING | 31S | CHECK VALVE |
| 10S | SLOP TANK CHECK VALVE | 33S | PUMP WELL SUCTION VALVE |
| 11S | LOWER CARGO PIPELINE SUCTION VALVE | 36S | STRIPPING PUMP DISCHARGE VALVE |
| 12S | RETURN TO CARGO TANK VALVE | 37S | BLOCK VALVE |
| 13S | RETURN TO CARGO CHECK VALVE | 42S | SLOP TANK FILL VALVE |
| 16S | REMOTE SUCTION CONNECTION | 43S | DRIP PAN SUCTION VALVE |
- ABOVE DECK PIPING

STARBOARD

NOTE 1: CONTAINMENT P/S
NOTE 2: CONNECTS TO CARGO DISCHARGE PIPING

REV.	DATE	BY	CHK	APP	REVISION DESCRIPTION
2	06/05/23	MRV	DDA	DAR	REVISED PER CLIENT COMMENTS
1	04/04/17	WFB	DDA		REVISED PER CLIENT COMMENTS
0	02/01/10	DB	RB	OF	APPROVED

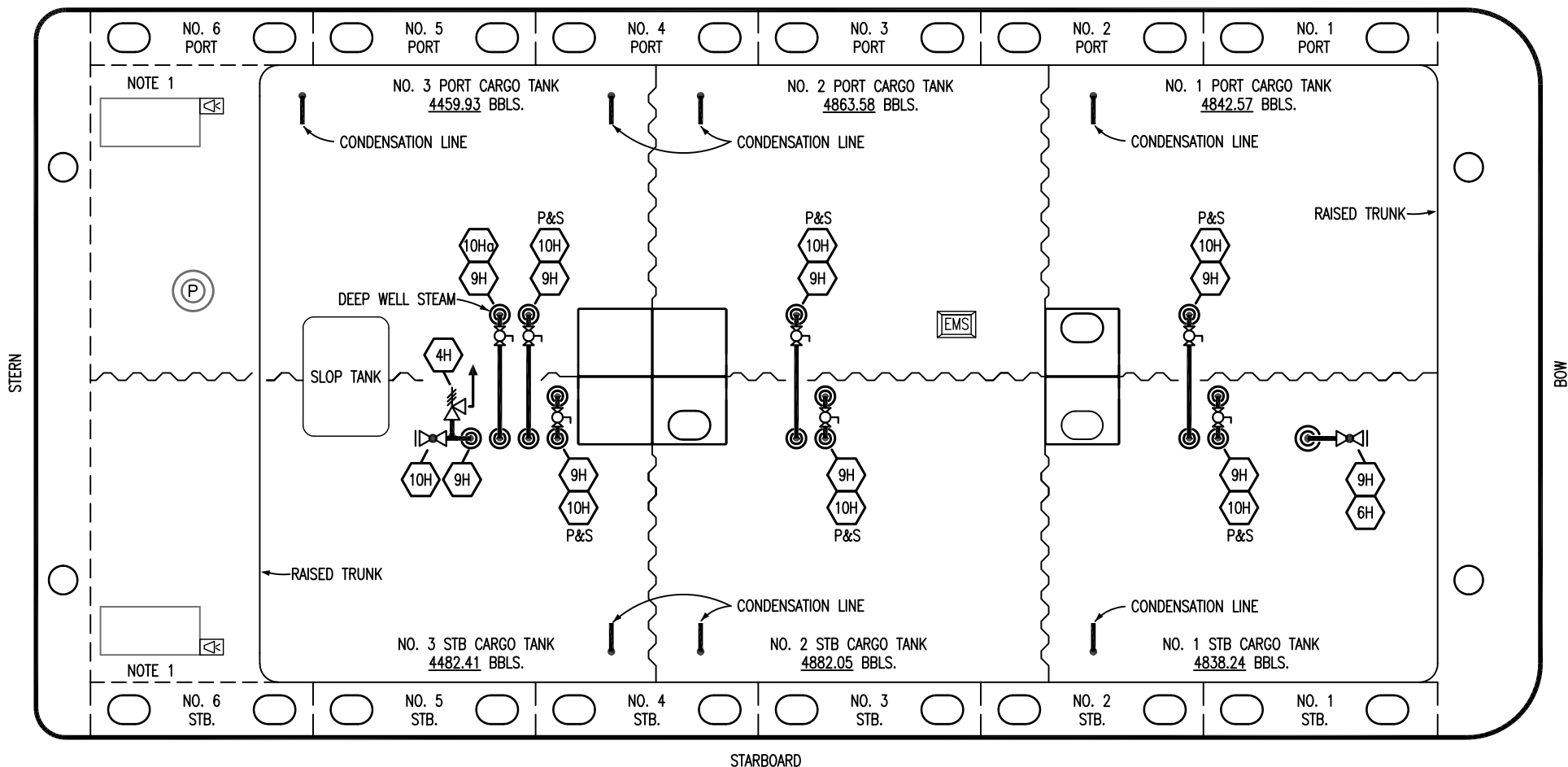
TRINITY MARINE

KIRBY INLAND MARINE

**STRIPPING
PIPING DIAGRAM**

SCALE: NONE	KIRBY 28727	REV. 2
PAGE: 3 OF 4		

PORT




- | | |
|------|---------------------------------|
| NO | DESCRIPTION |
| 4H | RELIEF VALVE |
| 6H | HEADER VALVE (SHORE CONNECTION) |
| 9H | STEAM DROP |
| 10H | SUPPLY VALVE |
| 10Hg | DEEP WELL SUPPLY VALVE |

NOTE 1: CONTAINMENT P/S

TRINITY MARINE

REV.	DATE	BY	CHK	APP	REVISION DESCRIPTION
2	06/05/23	MRV	DDA	DAR	REVISED PER CLIENT COMMENTS
1	04/04/17	WFB	DDA		REVISED PER CLIENT COMMENTS
0	02/01/10	RB	RB	OF	APPROVED



KIRBY INLAND MARINE

**STEAM
PIPING DIAGRAM**

KIRBY 28727

SCALE: NONE	REV. 2
PAGE: 4 OF 4	