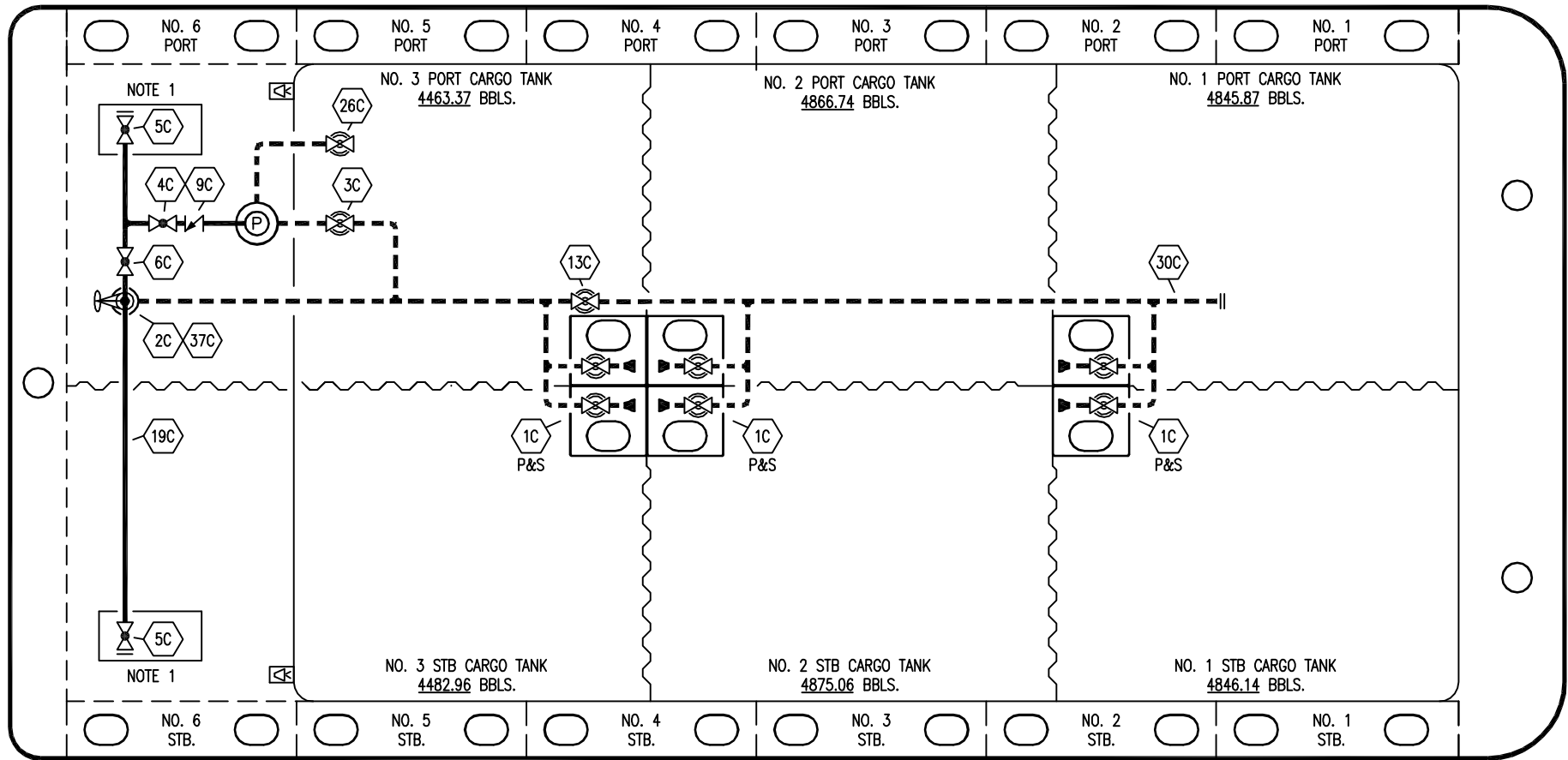



PORT



STARBOARD

- | | | | |
|-----|--------------------------|-------|--|
| NO | DESCRIPTION | NO | DESCRIPTION |
| 1C | CARGO TANK VALVE | 19C | CARGO HEADER |
| 2C | LOAD VALVE | 26C | DRAIN VALVE |
| 3C | MASTER SUCTION VALVE | 30C | CARGO PIPELINE |
| 4C | DISCHARGE VALVE | 37C | CARGO DROP  |
| 5C | HEADER VALVE | — | — ABOVE DECK PIPING |
| 6C | SALVAGE VALVE | - - - | - - - BELOW DECK PIPING |
| 9C | CHECK VALVE | | |
| 13C | CARGO PIPING BLOCK VALVE | | |

NOTE 1: CONTAINMENT P/S

TRINITY MARINE

0	02/01/10	RB	RB	OF	APPROVED	
REV.	DATE	BY	CHK	APP	REVISION DESCRIPTION	

KIRBY INLAND MARINE 

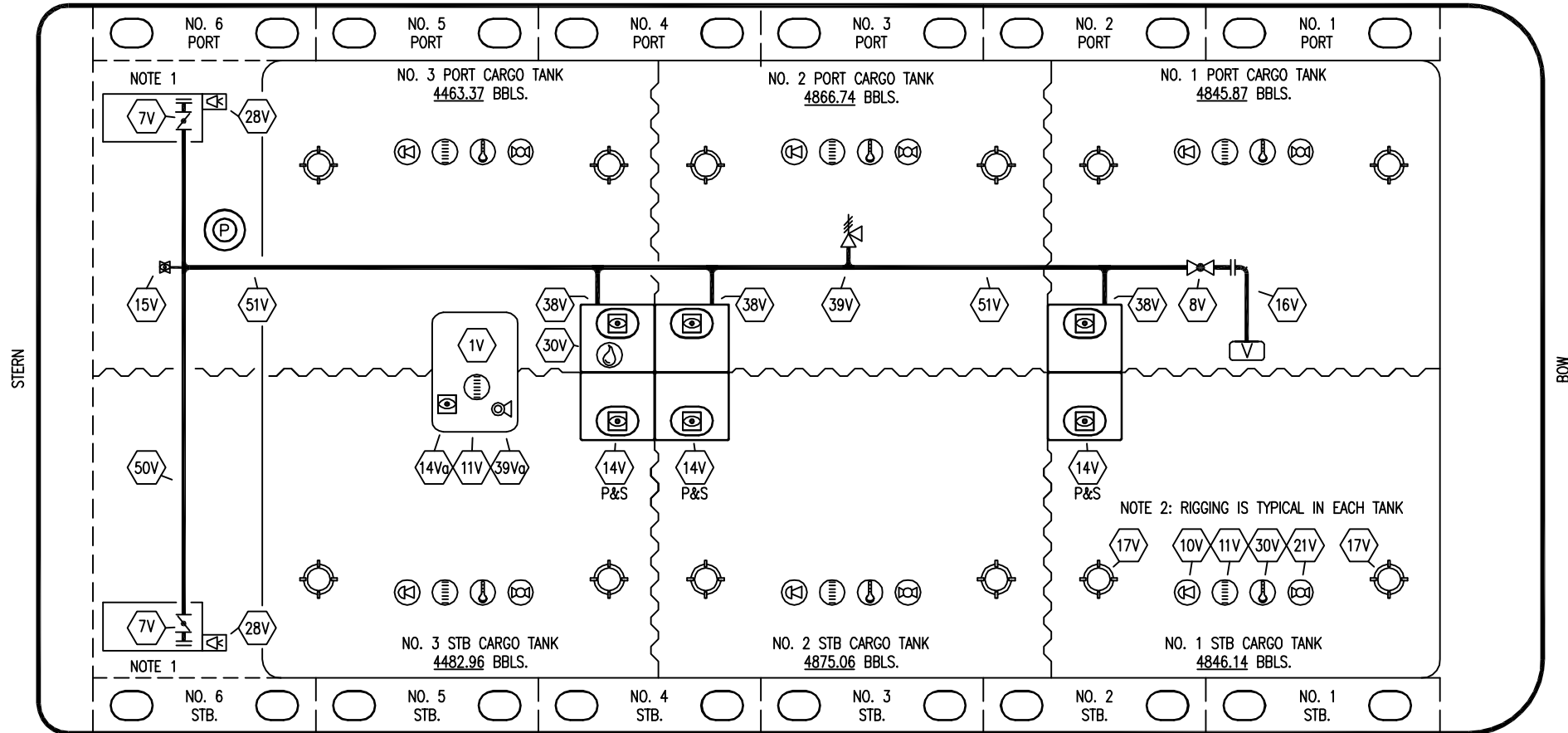
**CARGO
PIPING DIAGRAM**

SCALE: NONE
PAGE: 1 OF 4

KIRBY 28722

REV. **0**

PORT



STARBOARD

NO	DESCRIPTION	NO	DESCRIPTION
1V	3000 GAL. SLOP TANK	21V	2" HERMETIC GAUGE
7V	8" HEADER VALVE	28V	DOCK CONNECTION ALARM
8V	8" VENT STACK VALVE	30V	THERMAL WELL
10V	8" HIGH LEVEL/OVERFILL ALARM	38V	8" VAPOR PENETRATION (P)
11V	8" 1-METER STICK GAUGE	39V	6" PRESSURE/VACUUM VALVE
12V	2" HERMETIC SAMPLE	39Va	4" PRESSURE/VACUUM VALVE
14V	8" SIGHT GLASS W/GAUGE TREE	50V	8" VAPOR HEADER
14Va	8" SIGHT GLASS	51V	8" VAPOR PIPELINE
15V	2" INSPECTION PORT	—	ABOVE DECK PIPING
16V	8" VAPOR VENT STACK		
17V	19" BUTTERWORTH		

NOTE 1: CONTAINMENT P/S
NOTE 2: RIGGING IS TYPICAL IN EACH TANK

TRINITY SHIPYARD

KIRBY INLAND MARINE

VAPOR
PIPING DIAGRAM

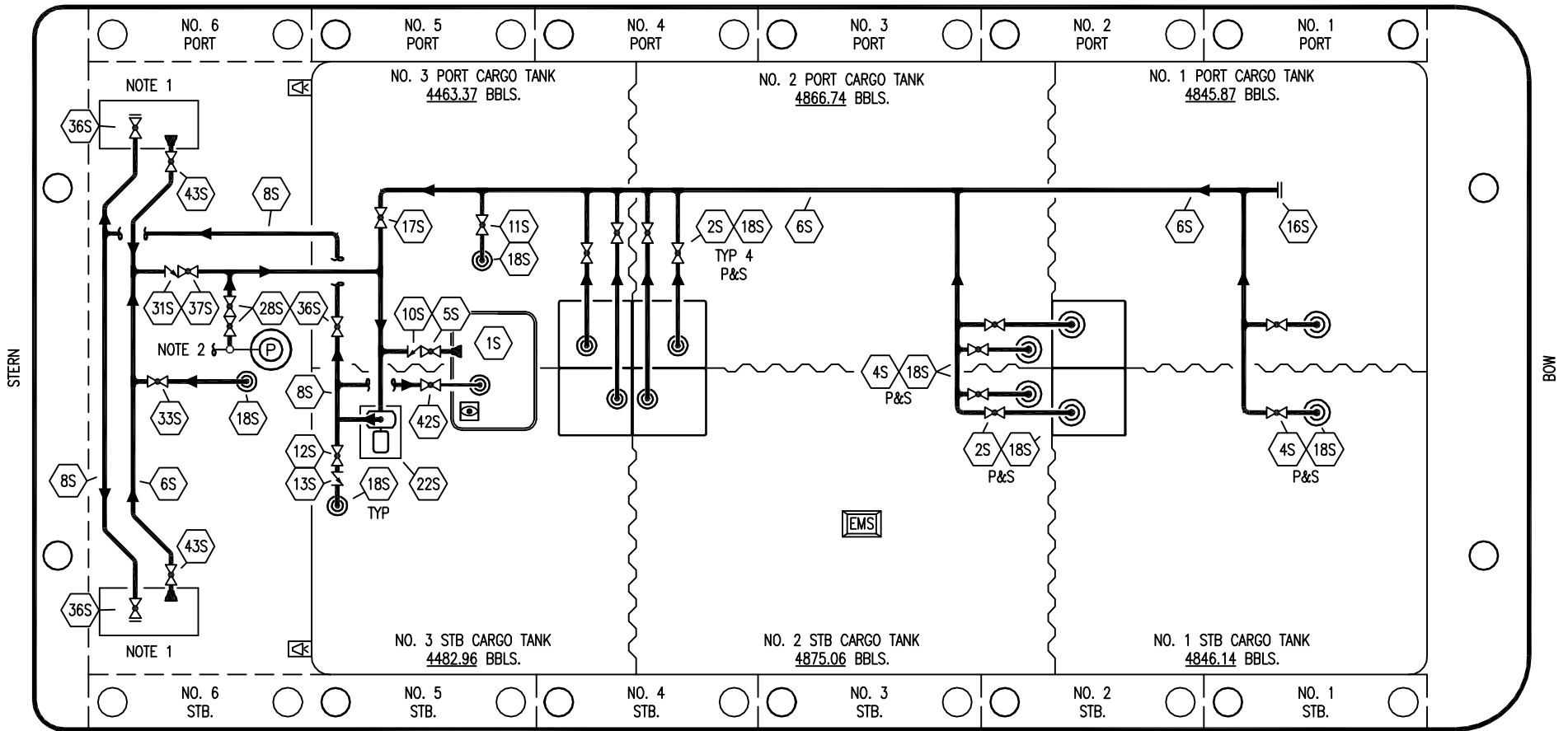
KIRBY 28722

0	02/01/10	RB	RB	OF	APPROVED		
REV.	DATE	BY	CHK	APP	REVISION	DESCRIPTION	

SCALE: NONE
PAGE: 2 OF 4

REV. 0

PORT



NO DESCRIPTION

- 1S 3000 GAL. SLOP TANK
- 2S CARGO SUMP SUCTION VALVE
- 4S CARGO TANK SUCTION VALVE
- 5S SLOP TANK SUCTION VALVE
- 6S SUCTION HEADER PIPING
- 8S DISCHARGE HEADER PIPING
- 10S SLOP TANK CHECK VALVE
- 11S LOWER CARGO PIPELINE SUCTION VALVE
- 12S RETURN TO CARGO TANK VALVE
- 13S RETURN TO CARGO CHECK VALVE
- 16S REMOTE SUCTION CONNECTION

NO DESCRIPTION

- 17S FORWARD CARGO TANK ISOLATION
- 18S STRIPPING DROP
- 22S STRIPPING PUMP
- 28S CARGO PIPING SUCTION
- 31S CHECK VALVE
- 33S PUMP WELL SUCTION VALVE
- 36S STRIPPING PUMP DISCHARGE VALVE
- 37S BLOCK VALVE
- 42S SLOP TANK FILL VALVE
- 43S DRIP PAN SUCTION VALVE
- ABOVE DECK PIPING

STARBOARD

NOTE 1: CONTAINMENT P/S

NOTE 2: CONNECTS TO CARGO PUMP DISCHARGE PIPING.

TRINITY MARINE

KIRBY INLAND MARINE 

**STRIPPING
PIPING DIAGRAM**

0	02/10/10	RB	RB	OF	APPROVED
REV.	DATE	BY	CHK	APP	REVISION DESCRIPTION

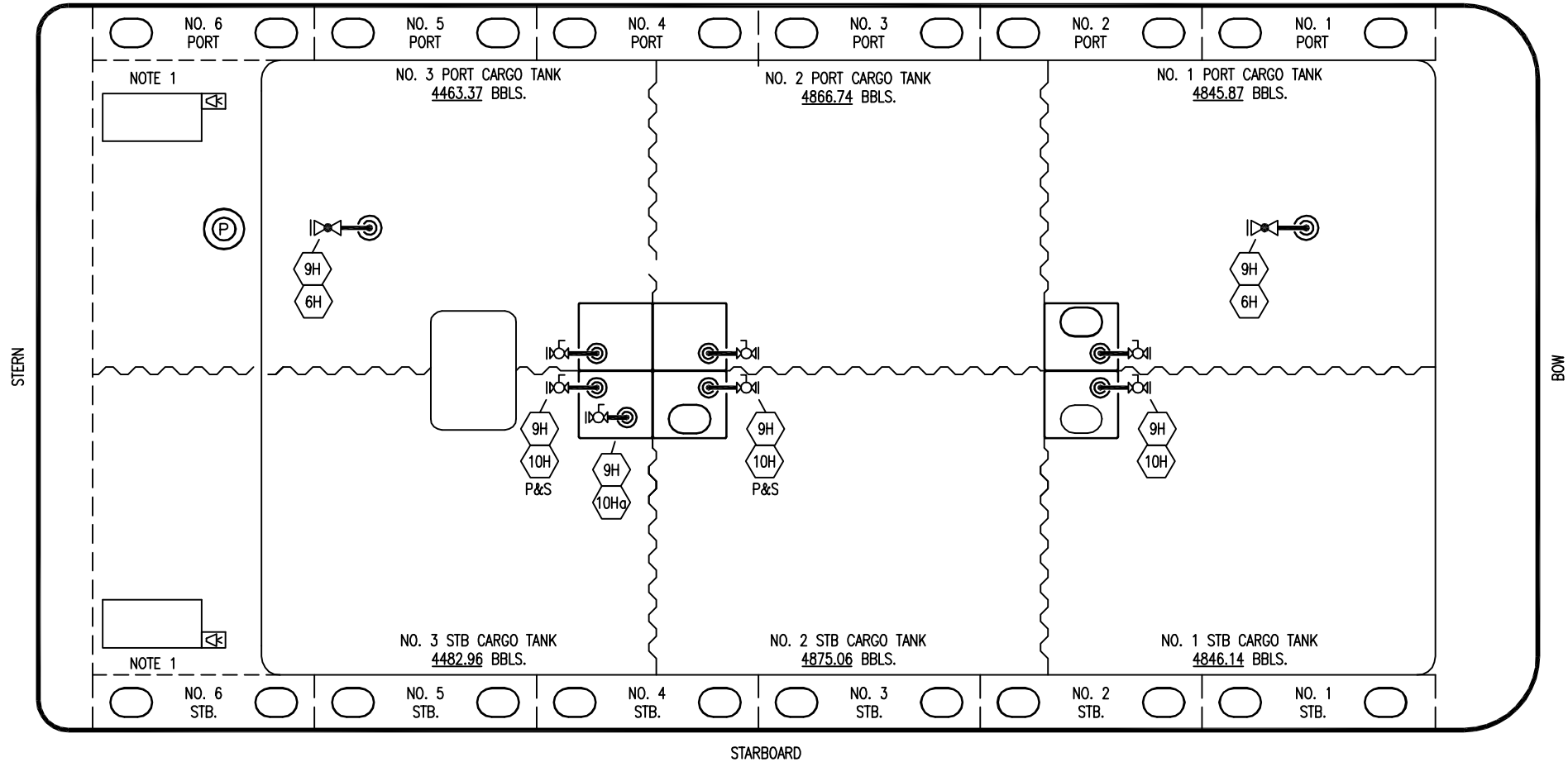
SCALE: NONE

PAGE: 3 OF 4

KIRBY 28722

REV. **0**

PORT



- | | |
|------|---------------------------------|
| NO | DESCRIPTION |
| 6H | HEADER VALVE (SHORE CONNECTION) |
| 9H | STEAM DROP |
| 10H | SUPPLY VALVE |
| 10Hg | DEEP WELL SUPPLY VALVE |

NOTE 1: CONTAINMENT P/S

TRINITY MARINE

						KIRBY INLAND MARINE		
						STEAM PIPING DIAGRAM		
0	02/01/10	RB	RB	OF	APPROVED	SCALE: NONE		KIRBY 28722
REV.	DATE	BY	CHK	APP	REVISION DESCRIPTION	PAGE: 4 OF 4		

REV. 0