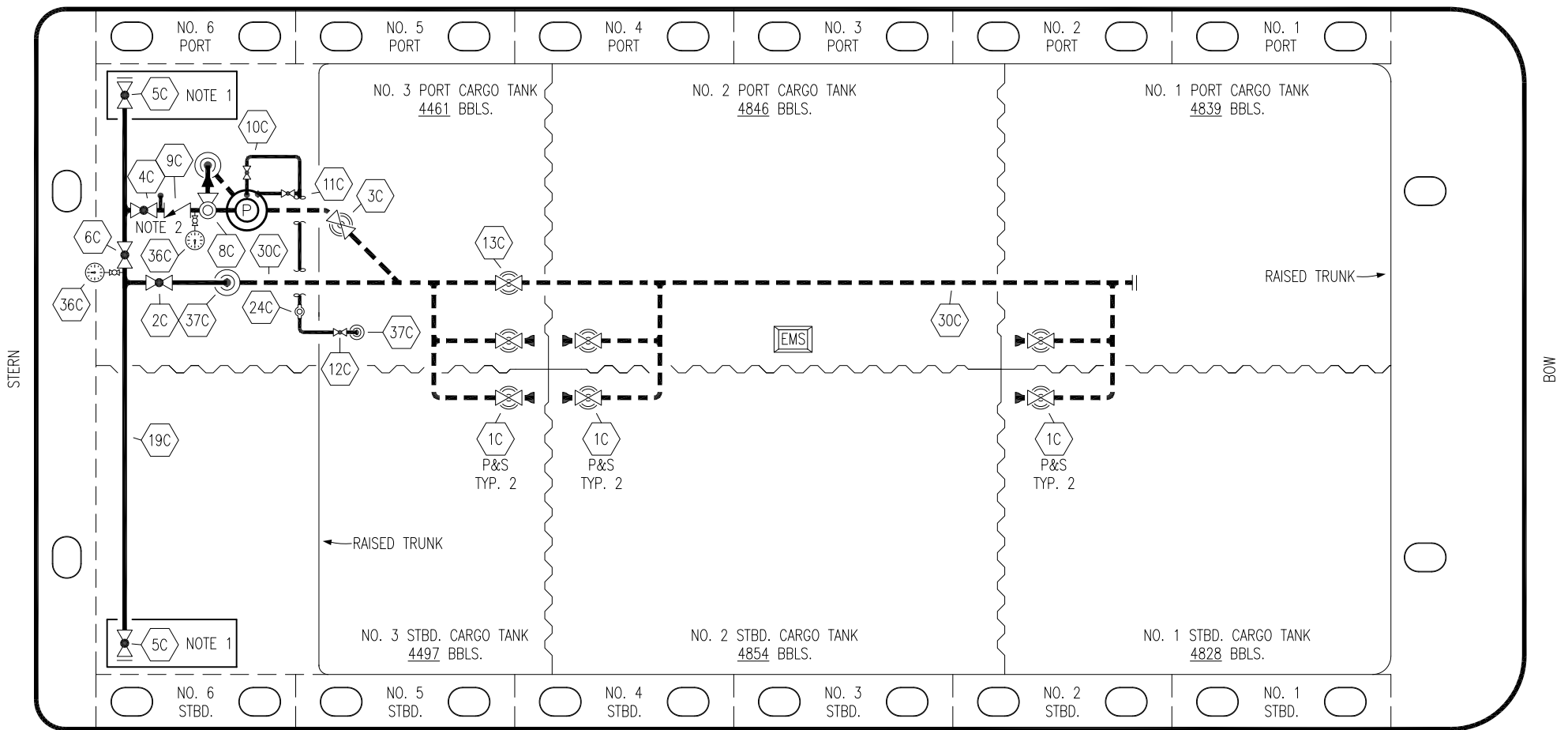


PORT



STERN

BOW

STARBOARD

- | | | | |
|-----|----------------------|-----|---------------------------------|
| NO | DESCRIPTION | NO | DESCRIPTION |
| 1C | CARGO TANK VALVE | 12C | BURP VALVE RETURN TO CARGO TANK |
| 2C | LOAD VALVE | 13C | CARGO PIPING BLOCK VALVE |
| 3C | MASTER SUCTION VALVE | 19C | CARGO HEADER |
| 4C | DISCHARGE VALVE | 24C | FLOW INDICATOR |
| 5C | HEADER VALVE | 30C | CARGO PIPELINE |
| 6C | SALVAGE VALVE | 36C | PRESSURE GAUGE |
| 8C | RELIEF VALVE | 37C | CARGO DROP |
| 9C | CHECK VALVE | — | — ABOVE DECK PIPING |
| 10C | BURP VALVE | --- | --- BELOW DECK PIPING |
| 11C | BLEED OFF VALVE | | |

NOTE 2: CONTINUE ON STRIPPING DIAGRAM
NOTE 1: CONTAINMENT P/S

TRINITY

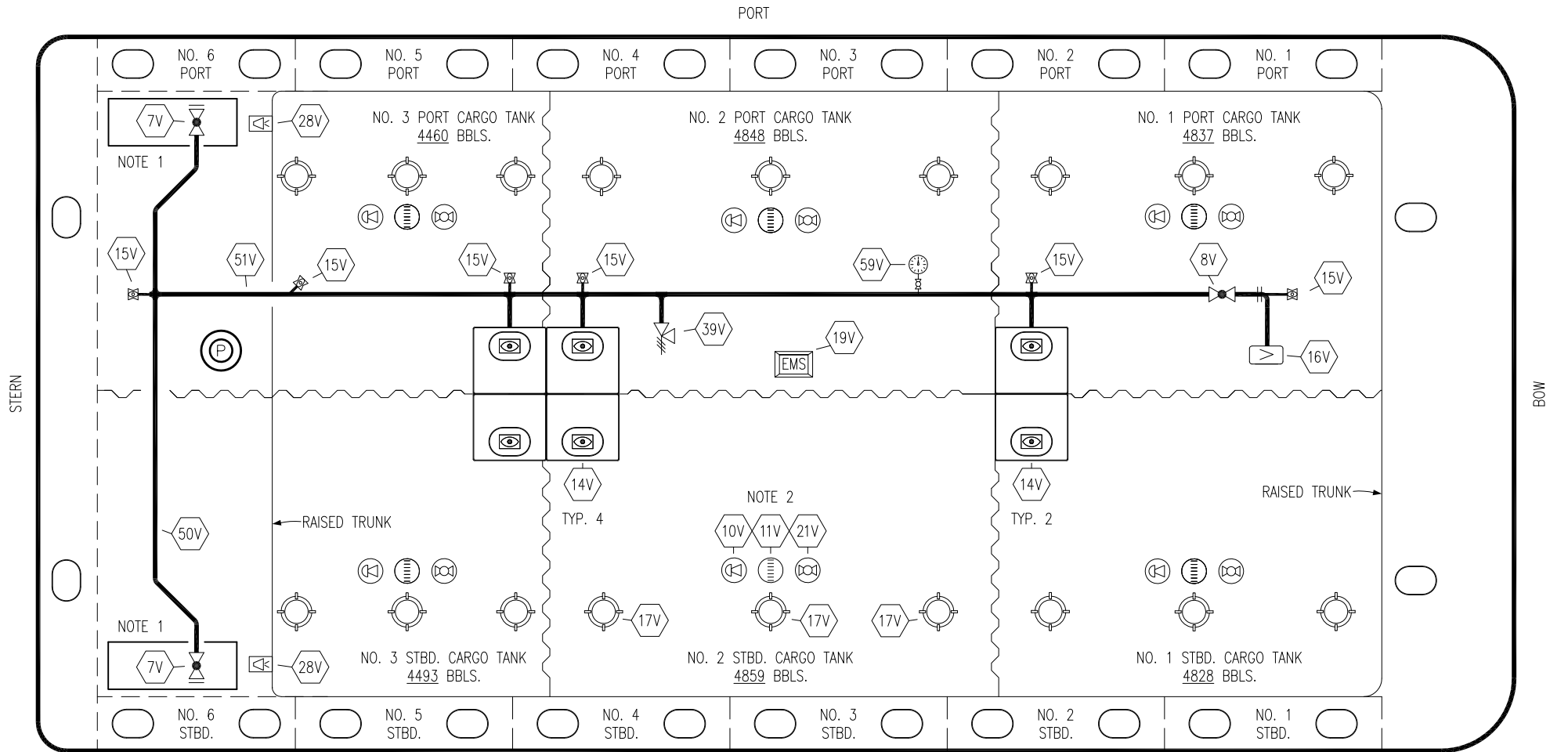
REV.	DATE	BY	CHK	APP	REVISION DESCRIPTION
3	06/23/21	MRV	DDA	CW	REVISED PER CLIENT COMMENTS
2	11/07/13	DCB	DDA		MOVED 13C
1	03/08/11	DCB	DDA		REVISED TANK CAPACITY
A	01/07/11	BAG	RB	OF	FOR APPROVAL

KIRBY INLAND MARINE

**CARGO
PIPING FLOW DIAGRAM**

SCALE: NONE
PAGE: 1 OF 3

KIRBY 28173 REV. **3**



NO	DESCRIPTION	NO	DESCRIPTION
7V	8" HEADER VALVE	21V	2" HERMETIC GAUGE
8V	8" VENT STACK VALVE	28V	DOCK CONNECTION ALARM
10V	8" HIGH LEVEL/OVERFILL ALARM	39V	PRESS/VAC RELIEF VALVE
11V	8" 1-METER STICK GAUGE	50V	8" VAPOR HEADER
14V	6" SIGHT GLASS W/GAUGE TREE	51V	8" VAPOR PIPELINE
15V	2" INSPECTION PORT	59V	PRESS/VAC GAUGE
16V	8" VAPOR VENT STACK	—	ABOVE DECK PIPING
17V	20" BUTTERWORTH		
19V	EMERGENCY ENGINE SHUT DOWN		

NOTE 1: CONTAINMENT P/S
 NOTE 2: RIGGING IS TYPICAL IN EACH TANK

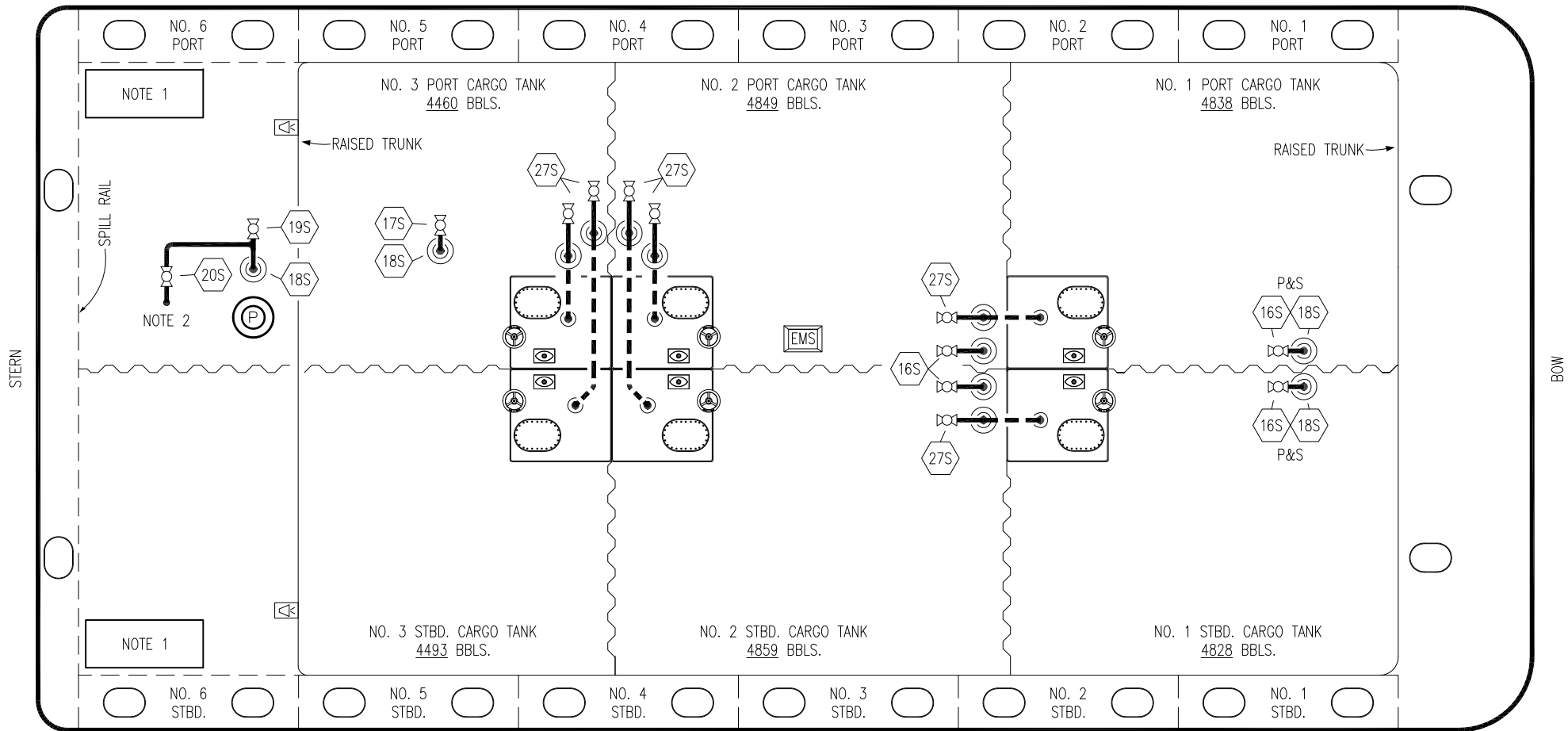
REV.	DATE	BY	CHK	APP	REVISION DESCRIPTION
2	06/23/21	MRV	DDA	CW	REVISED PER CLIENT COMMENTS
1	05/05/11	FP	DDA		REVISED CARGO CAPACITY
A	01/07/11	BAG	RB	OF	FOR APPROVAL

TRINITY

KIRBY INLAND MARINE

**VAPOR
PIPING FLOW DIAGRAM**

SCALE: NONE	KIRBY 28173	REV. 2
PAGE: 2 OF 3		



STARBOARD

- | NO | DESCRIPTION |
|-------|--------------------------------|
| 16S | FORWARD TANK STRIPPING |
| 17S | PIPELINE SUCTION |
| 18S | TYP. STRIPPING DROP |
| 19S | DEEPWELL SUCTION STRIPPING CAN |
| 20S | CARGO VALVE BYPASS LINE |
| 27S | SUMP SUCTION VALVE |
| — | ABOVE DECK PIPING |
| - - - | BELOW DECK PIPING |

NOTE 2: CONTINUE FROM CARGO DIAGRAM
 NOTE 1: CONTAINMENT P/S

TRINITY

REV.	DATE	BY	CHK	APP	REVISION DESCRIPTION
3	06/23/21	MRV	DDA	CW	REVISED PER CLIENT COMMENTS
2	11/07/13	DCB	DDA		REVISED PIPING
1	03/01/11	DCB	DDA		REVISED CARGO CAPACITY
0	10/14/11	JN	DDA		ISSUED FOR APPROVAL

KIRBY INLAND MARINE 

**STRIPPING
 PIPING FLOW DIAGRAM**

SCALE: NONE
 PAGE: 3 OF 3

KIRBY 28173

REV. **3**