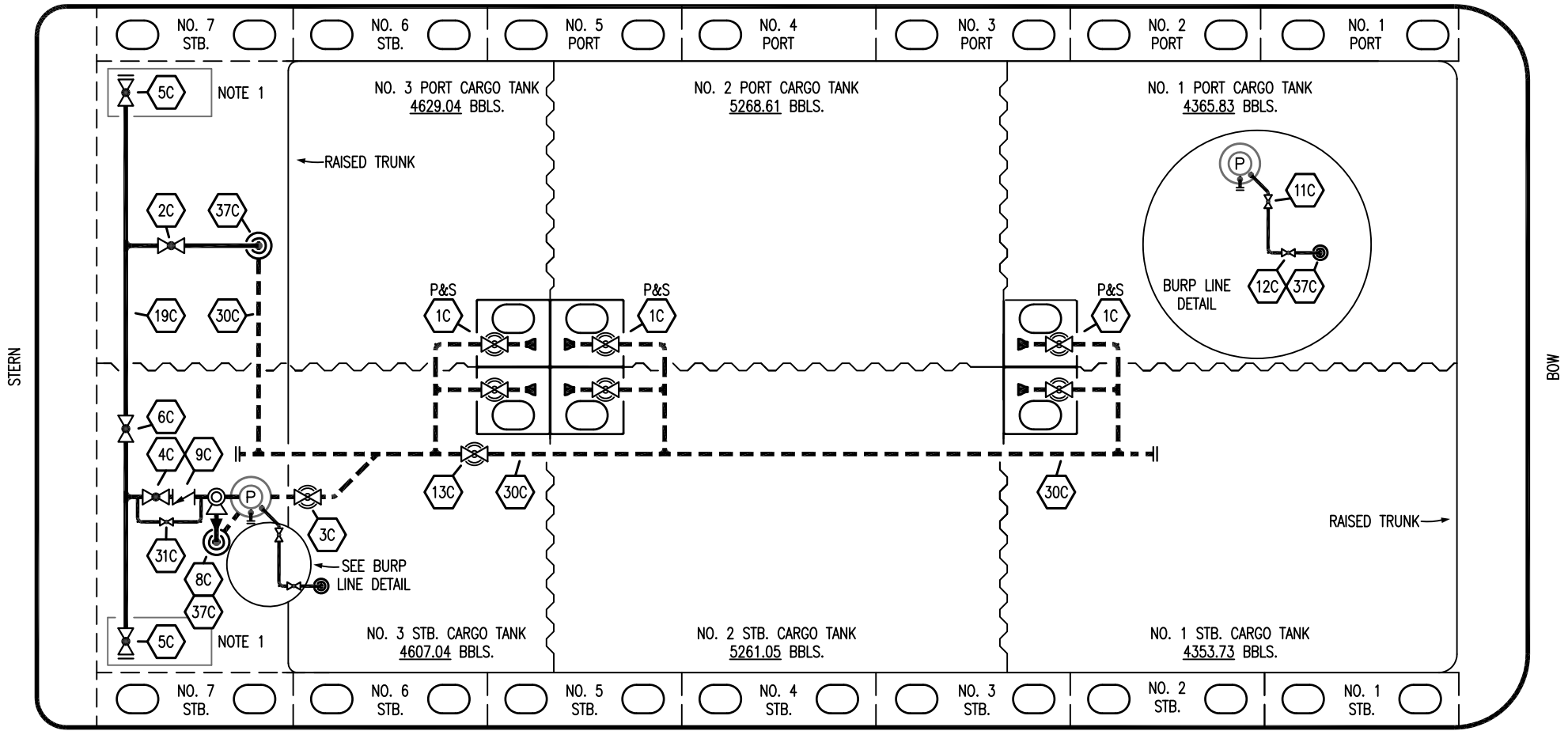


PORT



STARBOARD

NO	DESCRIPTION	NO	DESCRIPTION
1C	CARGO TANK VALVE	11C	1" BLEED OFF VALVE
2C	LOAD VALVE	12C	1" BURP VALVE RETURN TO CARGO TANK
3C	MASTER SUCTION VALVE	13C	CARGO PIPING BLOCK VALVE
4C	DISCHARGE VALVE	19C	CARGO HEADER
5C	HEADER VALVE	30C	CARGO PIPELINE
6C	SALVAGE VALVE	31C	BYPASS VALVE
8C	RELIEF VALVE	37C	CARGO DROP (⊙)
9C	CHECK VALVE	—	— ABOVE DECK PIPING
		- - -	BELOW DECK PIPING

NOTE 1: CONTAINMENT P/S

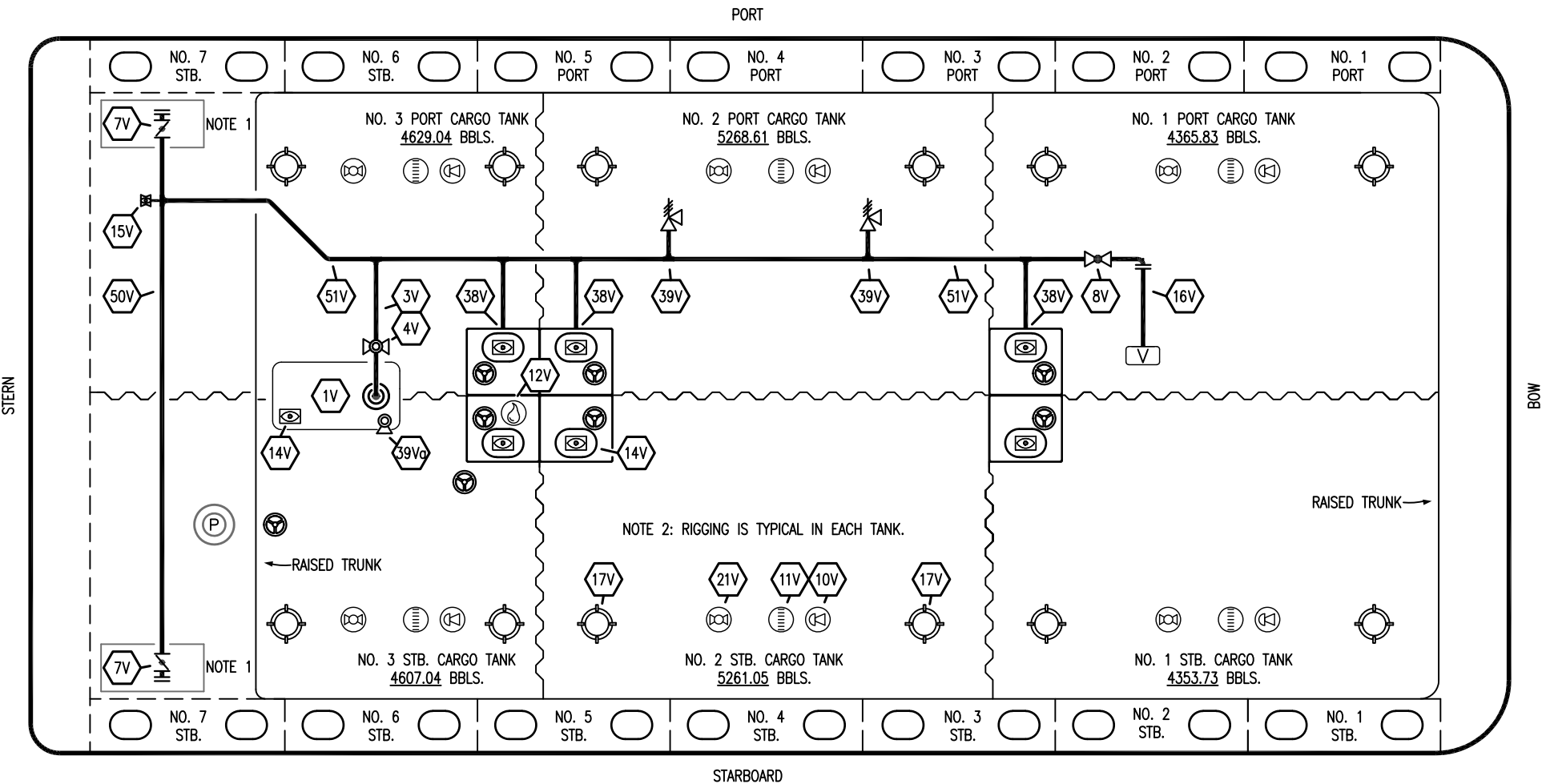
WEST GULF MARINE -- EX: N/A

REV.	DATE	BY	CHK	APP	REVISION DESCRIPTION
1	12/08/23	MRV	DDA	DL	REVISED PER CLIENT COMMENTS
0	12/07/09	RB	RB	OF	APPROVED

**KIRBY INLAND MARINE** 

**CARGO  
PIPING FLOW DIAGRAM**

SCALE: NONE	<b>KIRBY 28130</b>	REV. <b>1</b>
PAGE: 1 OF 3		



NO	DESCRIPTION	NO	DESCRIPTION
1V	3000 GAL. SLOP TANK	16V	8" VAPOR VENT STACK
3V	2" SLOP TANK VENT PIPING	17V	20" BUTTERWORTH
4V	2" SLOP TANK SPEC VENT VALVE	21V	2" HERMETIC GAUGE
7V	8" HEADER VALVE	38V	8" VAPOR PENETRATION
8V	8" VENT STACK VALVE	39V	6" PRESS/VAC RELIEF VALVE
11V	8" 1-METER GAUGE STICK	39Va	4" PRESS/VAC RELIEF VALVE
10V	8" HIGH LEVEL/OVERFILL ALARM	50V	8" VAPOR HEADER
12V	2" HERMETIC SAMPLE	51V	8" VAPOR PIPELINE
14V	8" SIGHT GLASS		ABOVE DECK PIPING
15V	2" INSPECTION PORT		

NOTE 1: CONTAINMENT P/S

NOTE 2: RIGGING IS TYPICAL IN EACH TANK.

WEST GULF MARINE – EX: N/A

REV.	DATE	BY	CHK	APP	REVISION DESCRIPTION
1	12/08/23	MRV	DDA	DL	REVISED PER CLIENT COMMENTS
0	12/07/09	RB	RB	OF	APPROVED

**KIRBY INLAND MARINE**

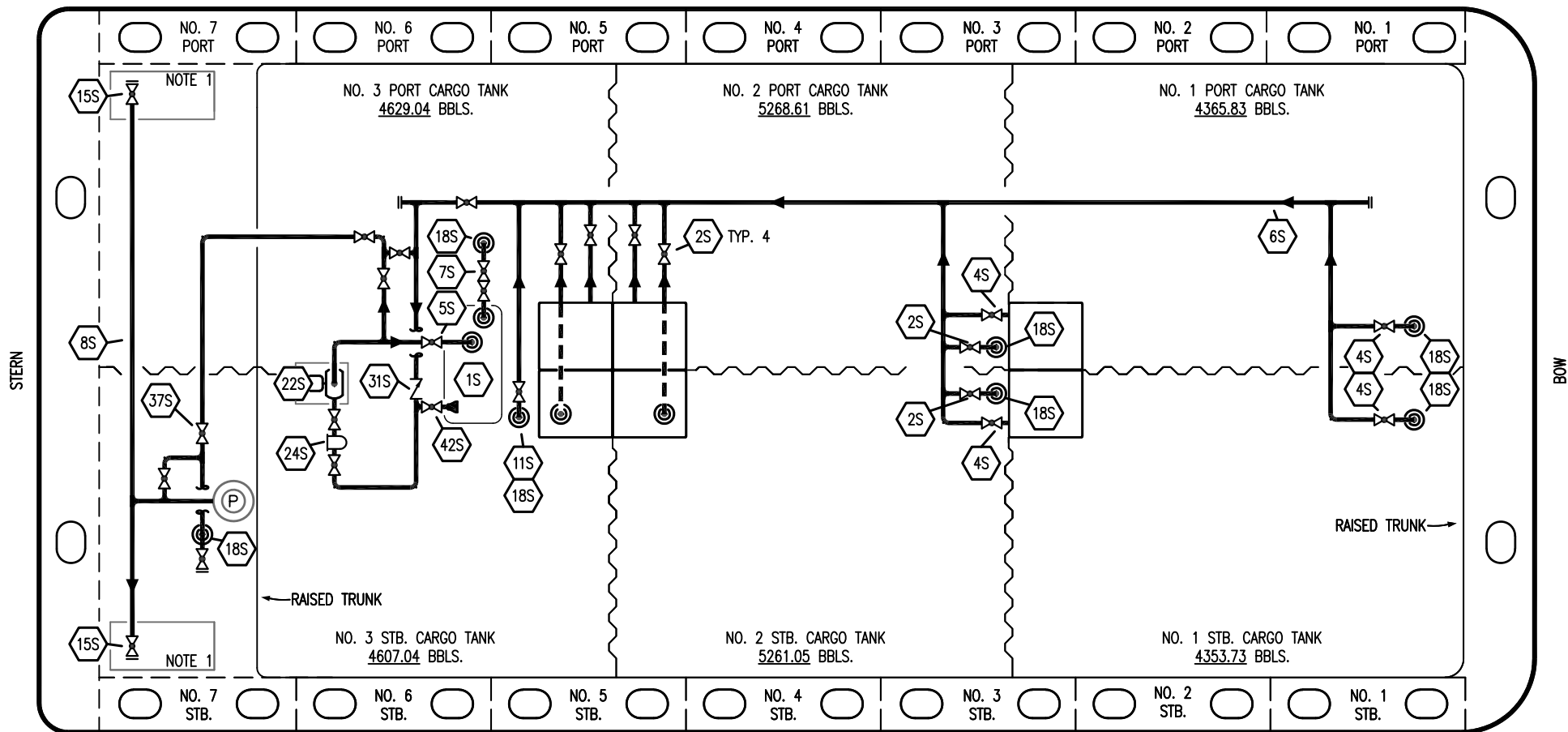
**VAPOR  
PIPING FLOW DIAGRAM**

SCALE: NONE  
PAGE: 2 OF 3

**KIRBY 28130**

REV. **1**

PORT



STARBOARD

- |     |                                    |     |                       |
|-----|------------------------------------|-----|-----------------------|
| NO  | DESCRIPTION                        | NO  | DESCRIPTION           |
| 1S  | SLOP TANK                          | 18S | STRIPPING DROP        |
| 2S  | CARGO SUMP SUCTION VALVE           | 22S | STRIPPING PUMP        |
| 4S  | CARGO TANK SUCTION VALVE           | 24S | BASKET STRAINER       |
| 5S  | SLOP TANK SUCTION VALVE            | 31S | CHECK VALVE           |
| 6S  | SUCTION HEADER PIPING              | 37S | BLOCK VALVE           |
| 7S  | VENT VALVE TO CARGO TANK 3         | 42S | SLOP TANK FILL VALVE  |
| 8S  | DISCHARGE HEADER PIPING            | —   | — ABOVE DECK PIPING   |
| 11S | LOWER CARGO PIPELINE SUCTION VALVE | --- | --- BELOW DECK PIPING |
| 15S | HEADER DISCHARGE VALVE             |     |                       |

NOTE 1: CONTAINMENT P/S

NOTE 2: 28S & 32S CONNECT TO 8" CARGO PUMP DISCHARGE PIPING.

WEST GULF MARINE – EX: N/A

1	12/08/23	MRV	DDA	DL	REVISED PER CLIENT COMMENTS
0	12/07/09	RB	RB	OF	APPROVED
REV.	DATE	BY	CHK	APP	REVISION DESCRIPTION

KIRBY INLAND MARINE

STRIPPING  
PIPING FLOW DIAGRAM

SCALE: NONE	KIRBY 28130	REV. 1
PAGE: 3 OF 3		