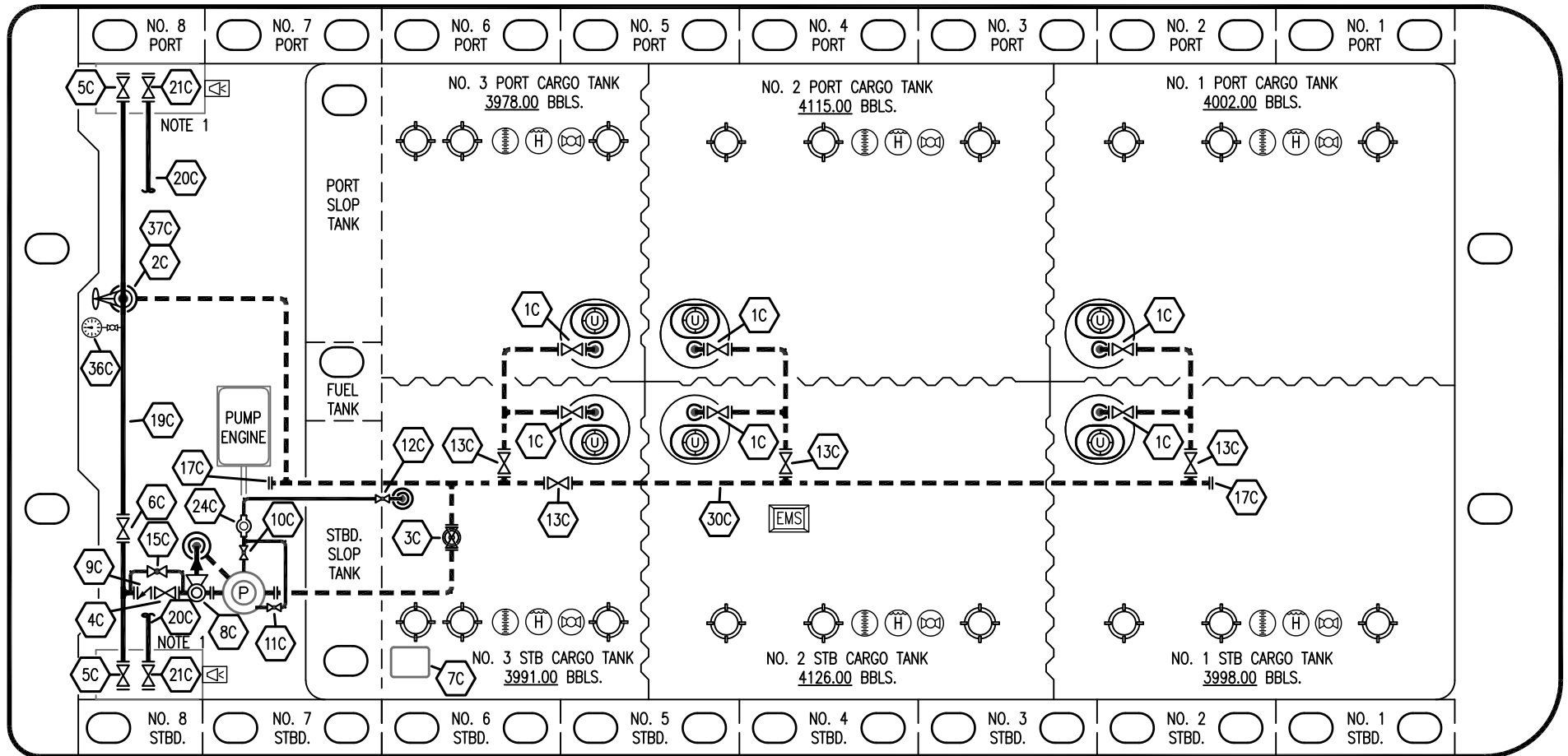


PORT

STERN

BOW



NO	DESCRIPTION
1C	CARGO TANK VALVE
2C	LOAD VALVE
3C	MASTER SUCTION VALVE
4C	DISCHARGE VALVE
5C	HEADER VALVE
6C	SALVAGE VALVE
7C	VALVE EXTRACTION HATCH
8C	RELIEF VALVE
9C	CARGO CHECK VALVE
10C	BURP VALVE
11C	BLEED OFF VALVE
12C	BURP VALVE RETURN TO CARGO TANK

NO	DESCRIPTION
13C	CARGO BLOCK VALVE
15C	BYPASS AROUND CHECK
17C	CLEAN OUT (C.O.)
19C	CARGO HEADER
20C	DUMMY HEADER PIPING
21C	DUMMY HEADER VALVE
24C	FLOW INDICATOR
30C	CARGO PIPELINE
36C	PRESSURE GAUGE
37C	CARGO DROP
—	— ABOVE DECK PIPING
- - -	- - - BELOW DECK PIPING

STARBOARD

NOTE 1: CONTAINMENT P/S

REV.	DATE	BY	CHK	APP	REVISION DESCRIPTION
0	02/13/24	MRV	DDA	CW	ISSUED FOR APPROVAL

**KIRBY INLAND MARINE** 

**CARGO PIPING FLOW DIAGRAM**

SCALE: NONE	<b>KIRBY 28095</b>	REV. <b>0</b>
PAGE: 1 OF 3		

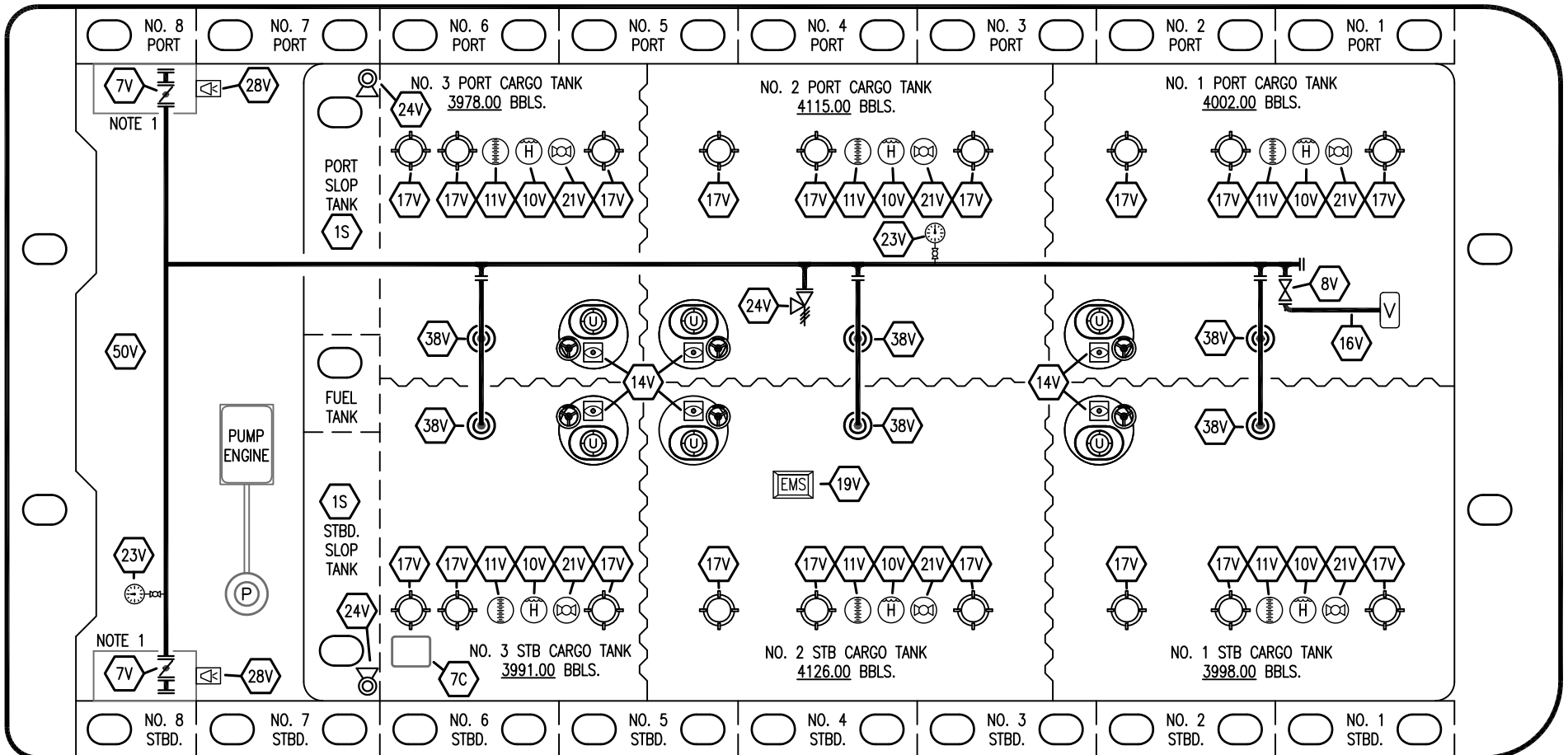
WEST GULF MARINE

PORT

STERN

BOW

STARBOARD



- |     |                           |
|-----|---------------------------|
| NO  | DESCRIPTION               |
| 1S  | SLOP TANK (3000 GAL.)     |
| 7C  | VALVE EXTRACTION HATCH    |
| 7V  | HEADER VALVE              |
| 8V  | VENT STACK VALVE          |
| 10V | HIGH LEVEL/OVERFILL ALARM |
| 11V | 1 METER GAUGE STICK       |
| 14V | SIGHT GLASS               |
| 15V | INSPECTION PORT           |
| 16V | VAPOR VENT STACK          |
| 17V | BUTTERWORTH               |
| 19V | EMERGENCY SHUTDOWN        |
| 21V | HERMETIC GAUGE            |

- |                     |                           |
|---------------------|---------------------------|
| NO                  | DESCRIPTION               |
| 23V                 | PRESSURE/VAC GAUGE        |
| 24V                 | PRESSURE RELIEF VALVE     |
| 27V                 | SLOP TANK VENT VALVE      |
| 28V                 | HIGH LEVEL DOCK ALARM     |
| 38V                 | VAPOR DROP OR PENETRATION |
| 39V                 | PRESSURE/VACUUM VALVE     |
| 50V                 | VAPOR HEADER              |
| 51V                 | VAPOR PIPELINE            |
| — ABOVE DECK PIPING |                           |

NOTE 1: CONTAINMENT P/S

WEST GULF MARINE

**KIRBY INLAND MARINE** 

**VAPOR  
PIPING FLOW DIAGRAM**

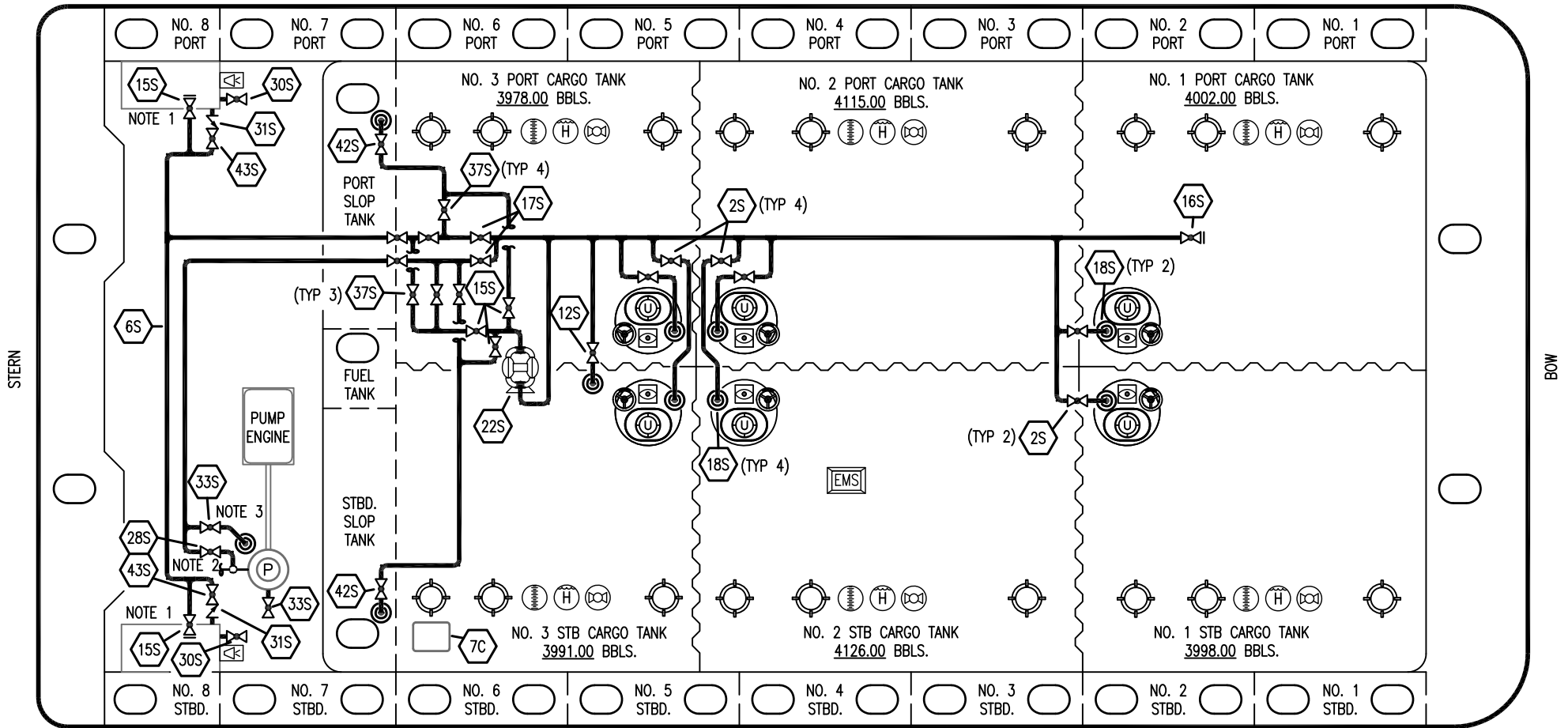
0	02/13/24	MRV	DDA	CW	ISSUED FOR APPROVAL
REV.	DATE	BY	CHK	APP	REVISION DESCRIPTION

SCALE: NONE  
PAGE: 2 OF 3

**KIRBY 28095**

REV. **0**

PORT



STERN

BOW

STARBOARD

- |     |                                    |     |                              |
|-----|------------------------------------|-----|------------------------------|
| NO  | DESCRIPTION                        | NO  | DESCRIPTION                  |
| 2S  | CARGO SUMP SUCTION VALVE           | 22S | STRIPPING PUMP               |
| 6S  | SUCTION HEADER PIPING              | 28S | DEEPWELL CAN FILL            |
| 7C  | VALVE EXTRACTION HATCH             | 30S | DRIP PAN DRAIN               |
| 11S | LOWER CARGO PIPELINE SUCTION VALVE | 31S | CHECK VALVE                  |
| 12S | RETURN TO CARGO TANK VALVE         | 33S | DEEP WELL SUCTION VALVE      |
| 13S | RETURN TO CARGO CHECK VALVE        | 37S | BLOCK VALVE                  |
| 15S | HEADER DISCHARGE VALVE             | 42S | SLOP TANK FILL/SUCTION VALVE |
| 16S | REMOTE SUCTION CONNECTION          | 43S | DRIP PAN SUCTION VALVE       |
| 17S | FORWARD CARGO TANK ISOLATION       |     | — ABOVE DECK PIPING          |
| 18S | STRIPPING DROP                     |     |                              |

- NOTE 1: CONTAINMENT P/S  
 NOTE 2: CONNECTS TO CARGO DISCHARGE PIPING  
 NOTE 3: CONNECTS TO P/V PIPING

WEST GULF MARINE

**KIRBY INLAND MARINE** 

**STRIPPING  
 PIPING FLOW DIAGRAM**

0	02/13/24	MRV	DDA	CW	ISSUED FOR APPROVAL
REV.	DATE	BY	CHK	APP	REVISION DESCRIPTION

SCALE: NONE  
 PAGE: 3 OF 3

**KIRBY 28095** REV. **0**