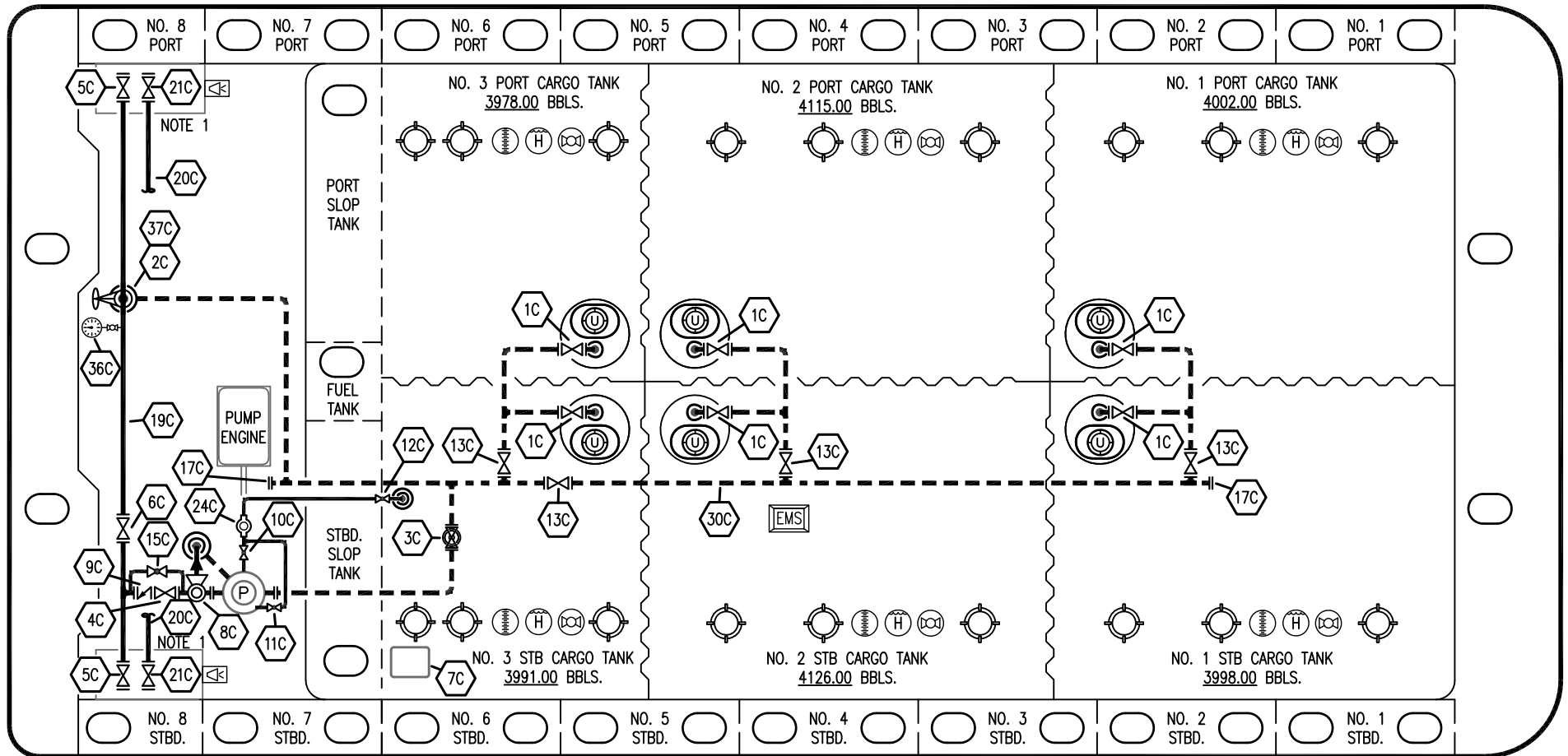


PORT

STERN

BOW



NO	DESCRIPTION
1C	CARGO TANK VALVE
2C	LOAD VALVE
3C	MASTER SUCTION VALVE
4C	DISCHARGE VALVE
5C	HEADER VALVE
6C	SALVAGE VALVE
7C	VALVE EXTRACTION HATCH
8C	RELIEF VALVE
9C	CARGO CHECK VALVE
10C	BURP VALVE
11C	BLEED OFF VALVE
12C	BURP VALVE RETURN TO CARGO TANK

NO	DESCRIPTION
13C	CARGO BLOCK VALVE
15C	BYPASS AROUND CHECK
17C	CLEAN OUT (C.O.)
19C	CARGO HEADER
20C	DUMMY HEADER PIPING
21C	DUMMY HEADER VALVE
24C	FLOW INDICATOR
30C	CARGO PIPELINE
36C	PRESSURE GAUGE
37C	CARGO DROP
---	— ABOVE DECK PIPING
---	- - - BELOW DECK PIPING

STARBOARD

NOTE 1: CONTAINMENT P/S

REV.	DATE	BY	CHK	APP	REVISION DESCRIPTION
0	02/13/24	MRV	DDA	CW	ISSUED FOR APPROVAL

KIRBY INLAND MARINE 

**CARGO**  
**PIPING FLOW DIAGRAM**

SCALE: NONE  
PAGE: 1 OF 3

**KIRBY 28094** REV. **0**

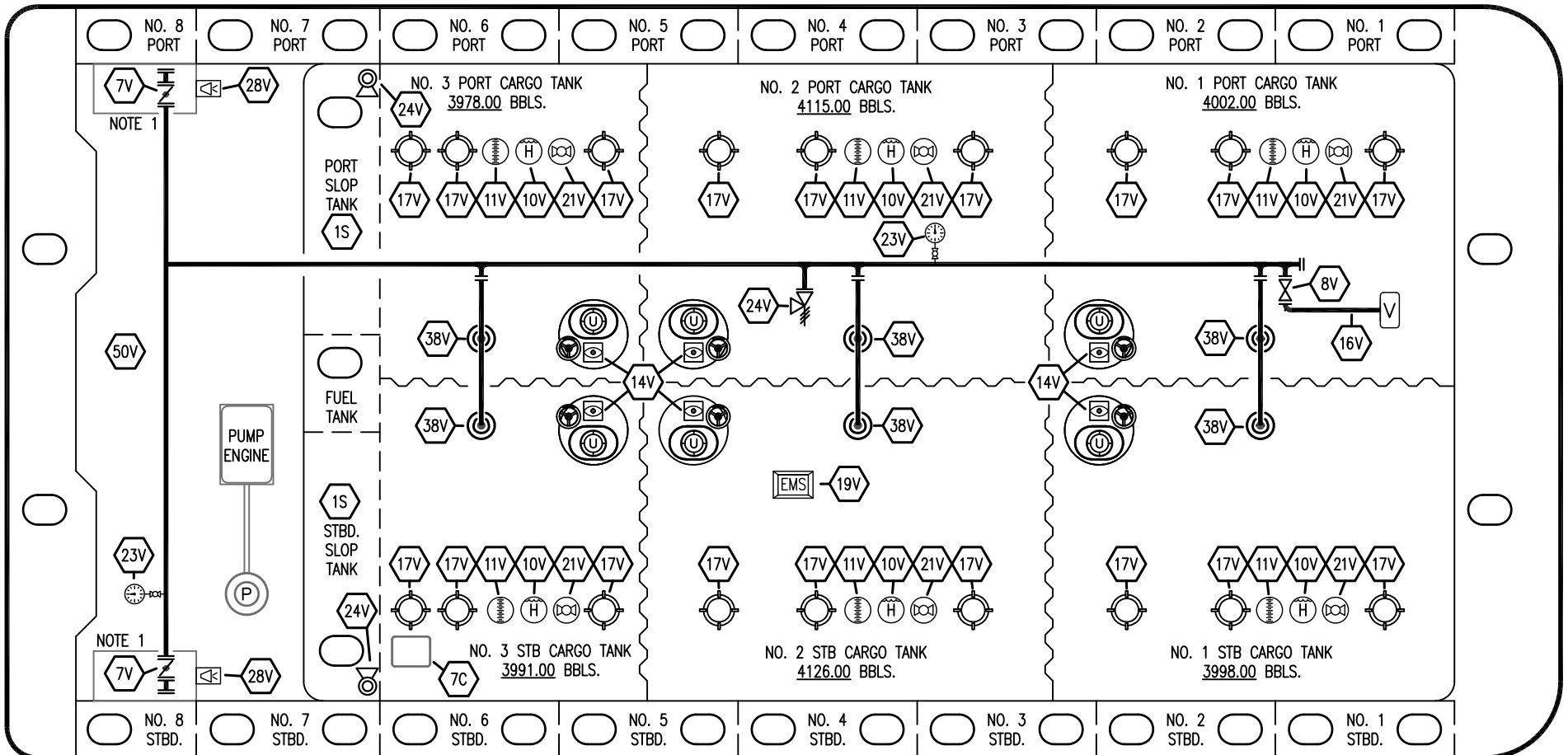
WEST GULF MARINE

PORT

STERN

BOW

STARBOARD



- |     |                           |     |                           |
|-----|---------------------------|-----|---------------------------|
| NO  | DESCRIPTION               | NO  | DESCRIPTION               |
| 1S  | SLOP TANK (3000 GAL.)     | 23V | PRESSURE/VAC GAUGE        |
| 7C  | VALVE EXTRACTION HATCH    | 24V | PRESSURE RELIEF VALVE     |
| 7V  | HEADER VALVE              | 27V | SLOP TANK VENT VALVE      |
| 8V  | VENT STACK VALVE          | 28V | HIGH LEVEL DOCK ALARM     |
| 10V | HIGH LEVEL/OVERFILL ALARM | 38V | VAPOR DROP OR PENETRATION |
| 11V | 1 METER GAUGE STICK       | 39V | PRESSURE/VACUUM VALVE     |
| 14V | SIGHT GLASS               | 50V | VAPOR HEADER              |
| 15V | INSPECTION PORT           | 51V | VAPOR PIPELINE            |
| 16V | VAPOR VENT STACK          |     | — ABOVE DECK PIPING       |
| 17V | BUTTERWORTH               |     |                           |
| 19V | EMERGENCY SHUTDOWN        |     |                           |
| 21V | HERMETIC GAUGE            |     |                           |

NOTE 1: CONTAINMENT P/S

WEST GULF MARINE

**KIRBY INLAND MARINE** 

**VAPOR  
PIPING FLOW DIAGRAM**

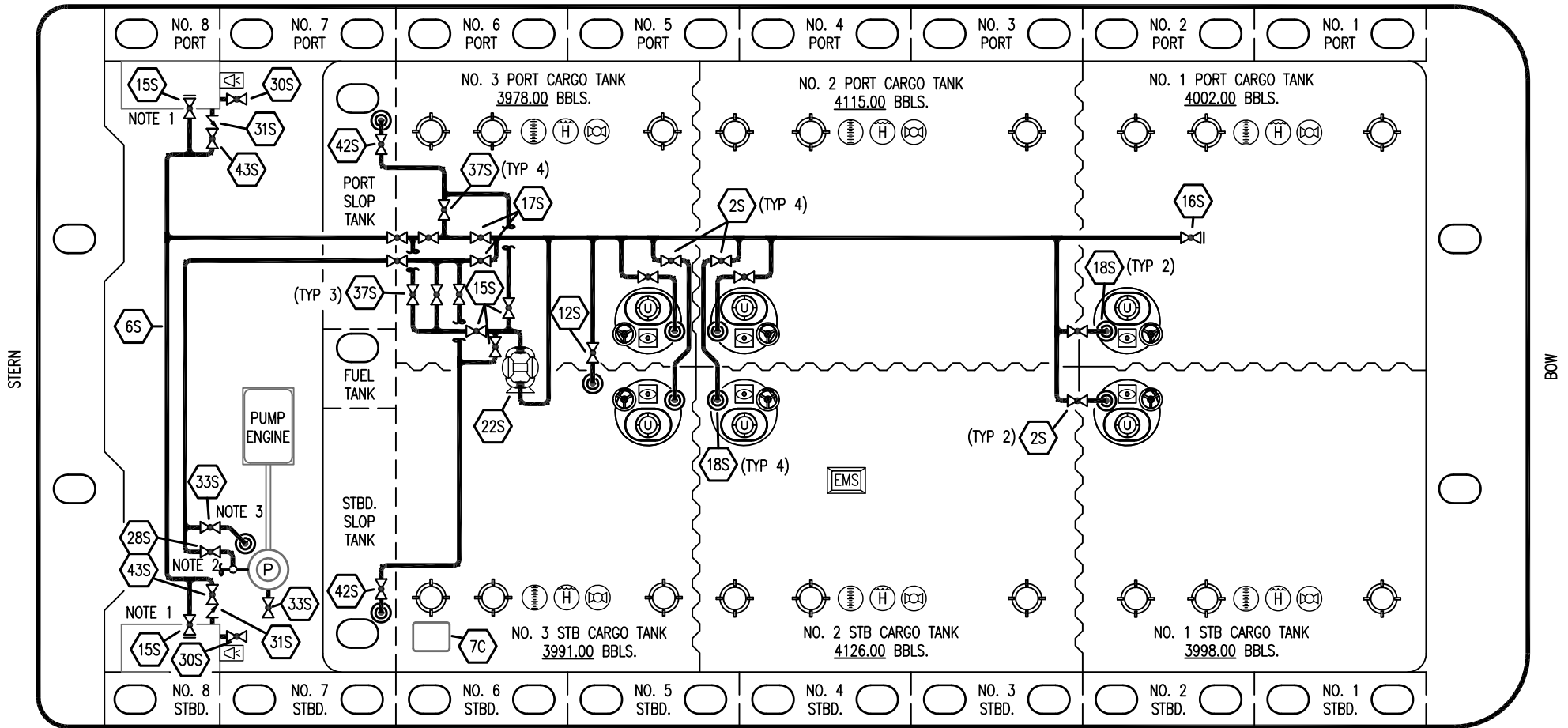
0	02/13/24	MRV	DDA	CW	ISSUED FOR APPROVAL
REV.	DATE	BY	CHK	APP	REVISION DESCRIPTION

SCALE: NONE  
PAGE: 2 OF 3

**KIRBY 28094**

REV. **0**

PORT



- |     |                                    |     |                              |
|-----|------------------------------------|-----|------------------------------|
| NO  | DESCRIPTION                        | NO  | DESCRIPTION                  |
| 2S  | CARGO SUMP SUCTION VALVE           | 22S | STRIPPING PUMP               |
| 6S  | SUCTION HEADER PIPING              | 28S | DEEPWELL CAN FILL            |
| 7C  | VALVE EXTRACTION HATCH             | 30S | DRIP PAN DRAIN               |
| 11S | LOWER CARGO PIPELINE SUCTION VALVE | 31S | CHECK VALVE                  |
| 12S | RETURN TO CARGO TANK VALVE         | 33S | DEEP WELL SUCTION VALVE      |
| 13S | RETURN TO CARGO CHECK VALVE        | 37S | BLOCK VALVE                  |
| 15S | HEADER DISCHARGE VALVE             | 42S | SLOP TANK FILL/SUCTION VALVE |
| 16S | REMOTE SUCTION CONNECTION          | 43S | DRIP PAN SUCTION VALVE       |
| 17S | FORWARD CARGO TANK ISOLATION       | —   | —                            |
| 18S | STRIPPING DROP                     | —   | —                            |

STARBOARD

- NOTE 1: CONTAINMENT P/S  
 NOTE 2: CONNECTS TO CARGO DISCHARGE PIPING  
 NOTE 3: CONNECTS TO P/V PIPING

WEST GULF MARINE

**KIRBY INLAND MARINE** 

**STRIPPING  
 PIPING FLOW DIAGRAM**

0	02/13/24	MRV	DDA	CW	ISSUED FOR APPROVAL
REV.	DATE	BY	CHK	APP	REVISION DESCRIPTION

SCALE: NONE  
 PAGE: 3 OF 3

**KIRBY 28094** REV. **0**