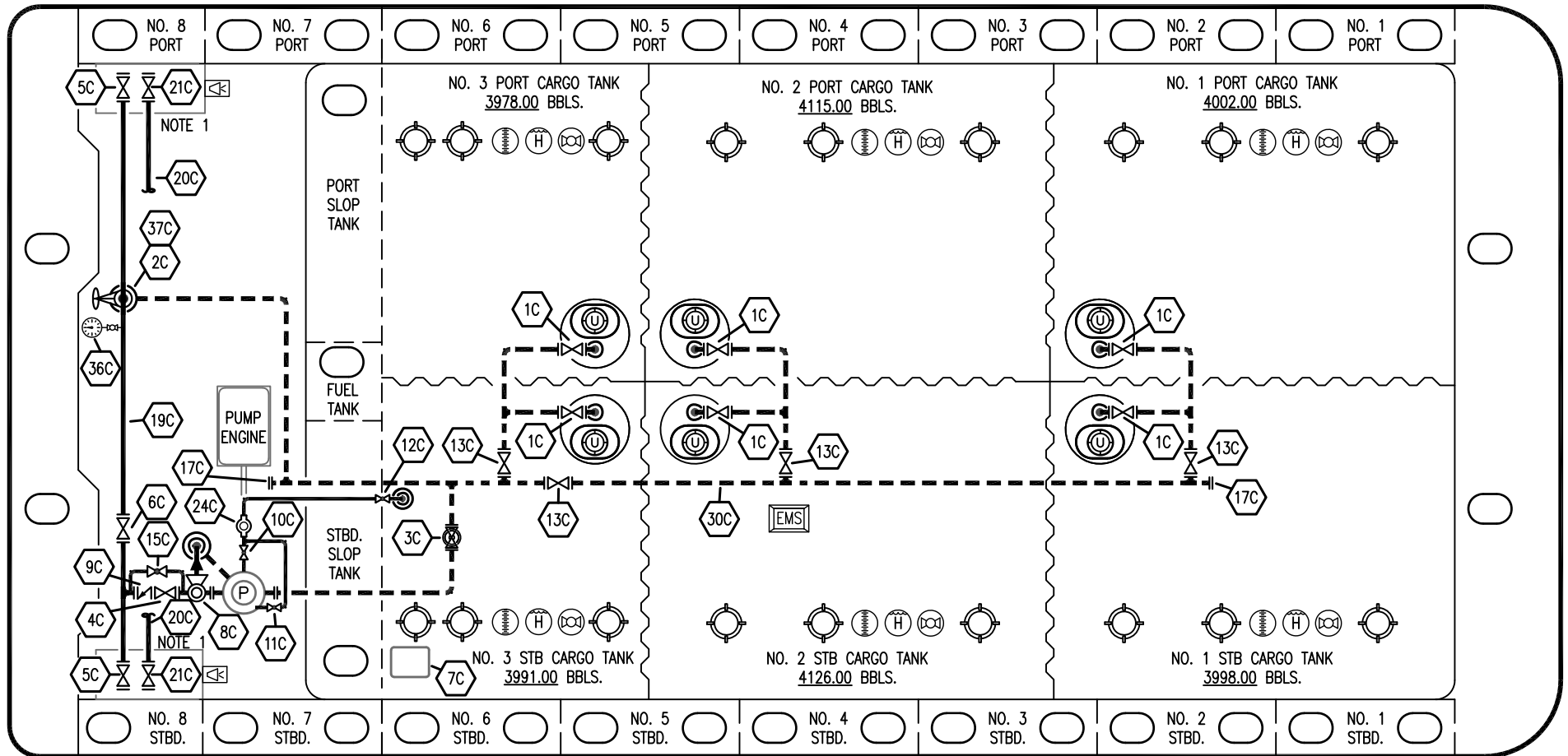


PORT

STERN

BOW



NO	DESCRIPTION	NO	DESCRIPTION
1C	CARGO TANK VALVE	13C	CARGO BLOCK VALVE
2C	LOAD VALVE	15C	BYPASS AROUND CHECK
3C	MASTER SUCTION VALVE	17C	CLEAN OUT (C.O.)
4C	DISCHARGE VALVE	19C	CARGO HEADER
5C	HEADER VALVE	20C	DUMMY HEADER PIPING
6C	SALVAGE VALVE	21C	DUMMY HEADER VALVE
7C	VALVE EXTRACTION HATCH	24C	FLOW INDICATOR
8C	RELIEF VALVE	30C	CARGO PIPELINE
9C	CARGO CHECK VALVE	36C	PRESSURE GAUGE
10C	BURP VALVE	37C	CARGO DROP
11C	BLEED OFF VALVE		
12C	BURP VALVE RETURN TO CARGO TANK		
	— ABOVE DECK PIPING		
	- - - BELOW DECK PIPING		

STARBOARD

NOTE 1: CONTAINMENT P/S

REV.	DATE	BY	CHK	APP	REVISION DESCRIPTION
0	02/12/24	MRV	DDA	CW	ISSUED FOR APPROVAL

KIRBY INLAND MARINE 

**CARGO
PIPING FLOW DIAGRAM**

SCALE: NONE
PAGE: 1 OF 3

KIRBY 28092 REV. **0**

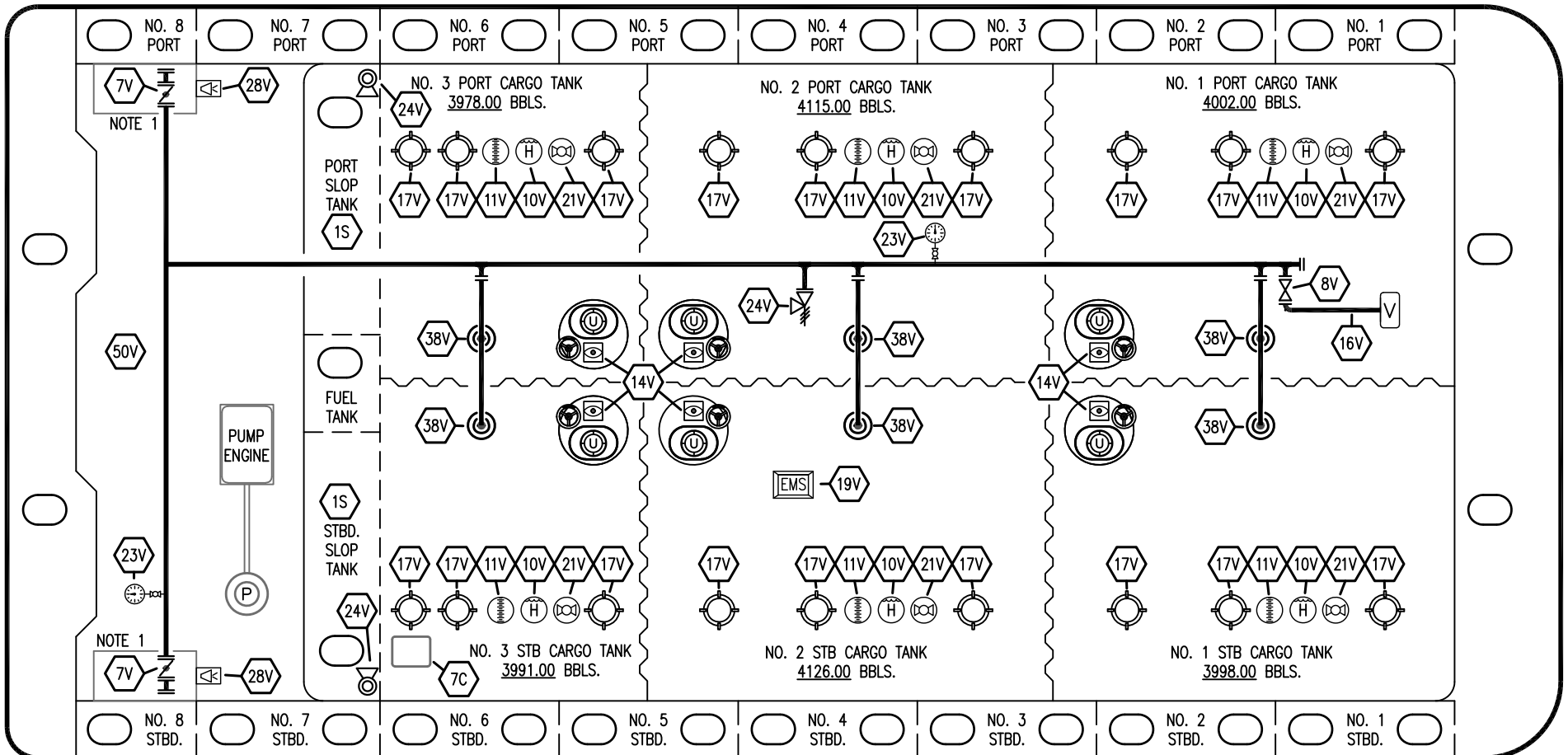
WEST GULF MARINE

PORT

STERN

BOW

STARBOARD



- | | |
|-----|---------------------------|
| NO | DESCRIPTION |
| 1S | SLOP TANK (3000 GAL.) |
| 7C | VALVE EXTRACTION HATCH |
| 7V | HEADER VALVE |
| 8V | VENT STACK VALVE |
| 10V | HIGH LEVEL/OVERFILL ALARM |
| 11V | 1 METER GAUGE STICK |
| 14V | SIGHT GLASS |
| 15V | INSPECTION PORT |
| 16V | VAPOR VENT STACK |
| 17V | BUTTERWORTH |
| 19V | EMERGENCY SHUTDOWN |
| 21V | HERMETIC GAUGE |

- | | |
|---------------------|---------------------------|
| NO | DESCRIPTION |
| 23V | PRESSURE/VAC GAUGE |
| 24V | PRESSURE RELIEF VALVE |
| 27V | SLOP TANK VENT VALVE |
| 28V | HIGH LEVEL DOCK ALARM |
| 38V | VAPOR DROP OR PENETRATION |
| 39V | PRESSURE/VACUUM VALVE |
| 50V | VAPOR HEADER |
| 51V | VAPOR PIPELINE |
| — ABOVE DECK PIPING | |

NOTE 1: CONTAINMENT P/S

WEST GULF MARINE

KIRBY INLAND MARINE 

**VAPOR
PIPING FLOW DIAGRAM**

0	02/12/24	MRV	DDA	CW	ISSUED FOR APPROVAL
REV.	DATE	BY	CHK	APP	REVISION DESCRIPTION

SCALE: NONE
PAGE: 2 OF 3

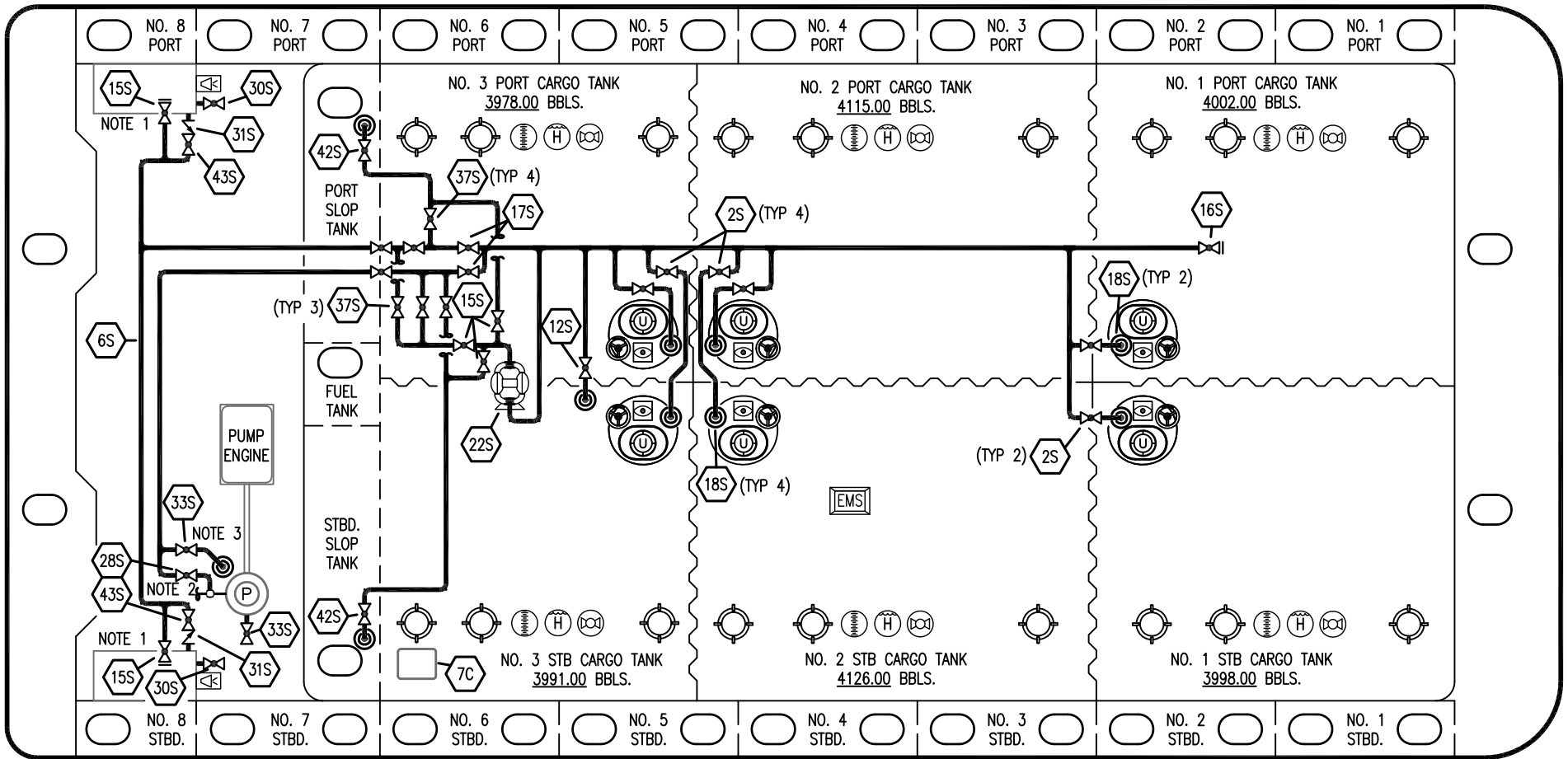
KIRBY 28092 REV. **0**

PORT

STERN

BOW

STARBOARD



- | | | | |
|-----|------------------------------------|-----|------------------------------|
| NO | DESCRIPTION | NO | DESCRIPTION |
| 2S | CARGO SUMP SUCTION VALVE | 22S | STRIPPING PUMP |
| 6S | SUCTION HEADER PIPING | 28S | DEEPWELL CAN FILL |
| 7C | VALVE EXTRACTION HATCH | 30S | DRIP PAN DRAIN |
| 11S | LOWER CARGO PIPELINE SUCTION VALVE | 31S | CHECK VALVE |
| 12S | RETURN TO CARGO TANK VALVE | 33S | DEEP WELL SUCTION VALVE |
| 13S | RETURN TO CARGO CHECK VALVE | 37S | BLOCK VALVE |
| 15S | HEADER DISCHARGE VALVE | 42S | SLOP TANK FILL/SUCTION VALVE |
| 16S | REMOTE SUCTION CONNECTION | 43S | DRIP PAN SUCTION VALVE |
| 17S | FORWARD CARGO TANK ISOLATION | | — ABOVE DECK PIPING |
| 18S | STRIPPING DROP | | |

NOTE 1: CONTAINMENT P/S
 NOTE 2: CONNECTS TO CARGO DISCHARGE PIPING
 NOTE 3: CONNECTS TO P/V PIPING

WEST GULF MARINE

KIRBY INLAND MARINE 

**STRIPPING
 PIPING FLOW DIAGRAM**

0	02/12/24	MRV	DDA	CW	ISSUED FOR APPROVAL
REV.	DATE	BY	CHK	APP	REVISION DESCRIPTION