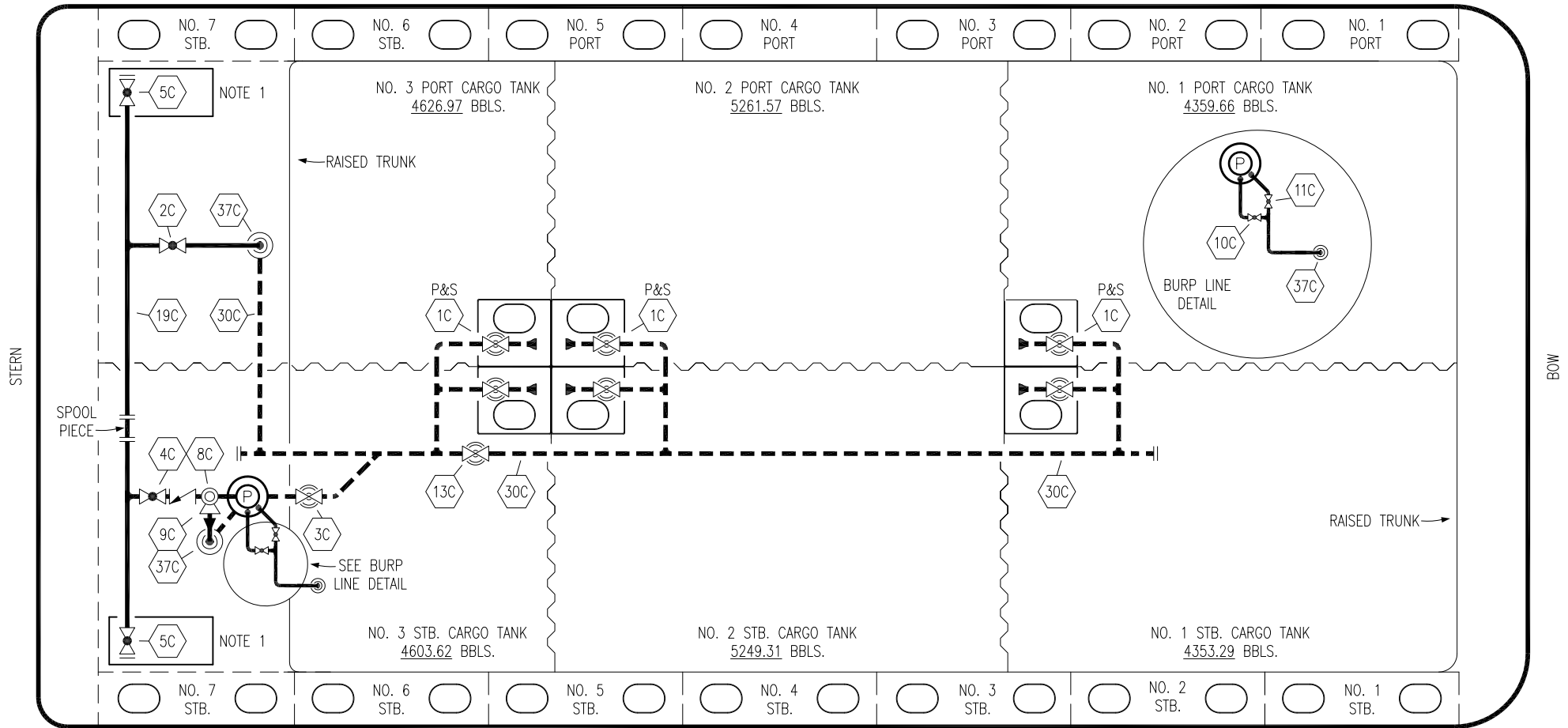


PORT



STERN

BOW

STARBOARD

NO	DESCRIPTION	NO	DESCRIPTION
1C	CARGO TANK VALVE	11C	1" BLEED OFF VALVE
2C	LOAD VALVE	13C	CARGO PIPING BLOCK VALVE
3C	MASTER SUCTION VALVE	19C	CARGO HEADER
4C	DISCHARGE VALVE	30C	CARGO PIPELINE
5C	HEADER VALVE	37C	CARGO DROP
8C	RELIEF VALVE	—	— ABOVE DECK PIPING
9C	CHECK VALVE	---	--- BELOW DECK PIPING
10C	1" BURP VALVE		

NOTE 1: CONTAINMENT P/S

WEST GULF MARINE -- EX: N/A

REV.	DATE	BY	CHK	APP	REVISION DESCRIPTION
2	07/14/22	MRV	DDA	LEP	REVISED PER CLIENT COMMENTS
1	09/07/17	WFB	DDA		REMOVED 6C SALVAGE VALVE
0	11/30/09	RB	RB	OF	APPROVED

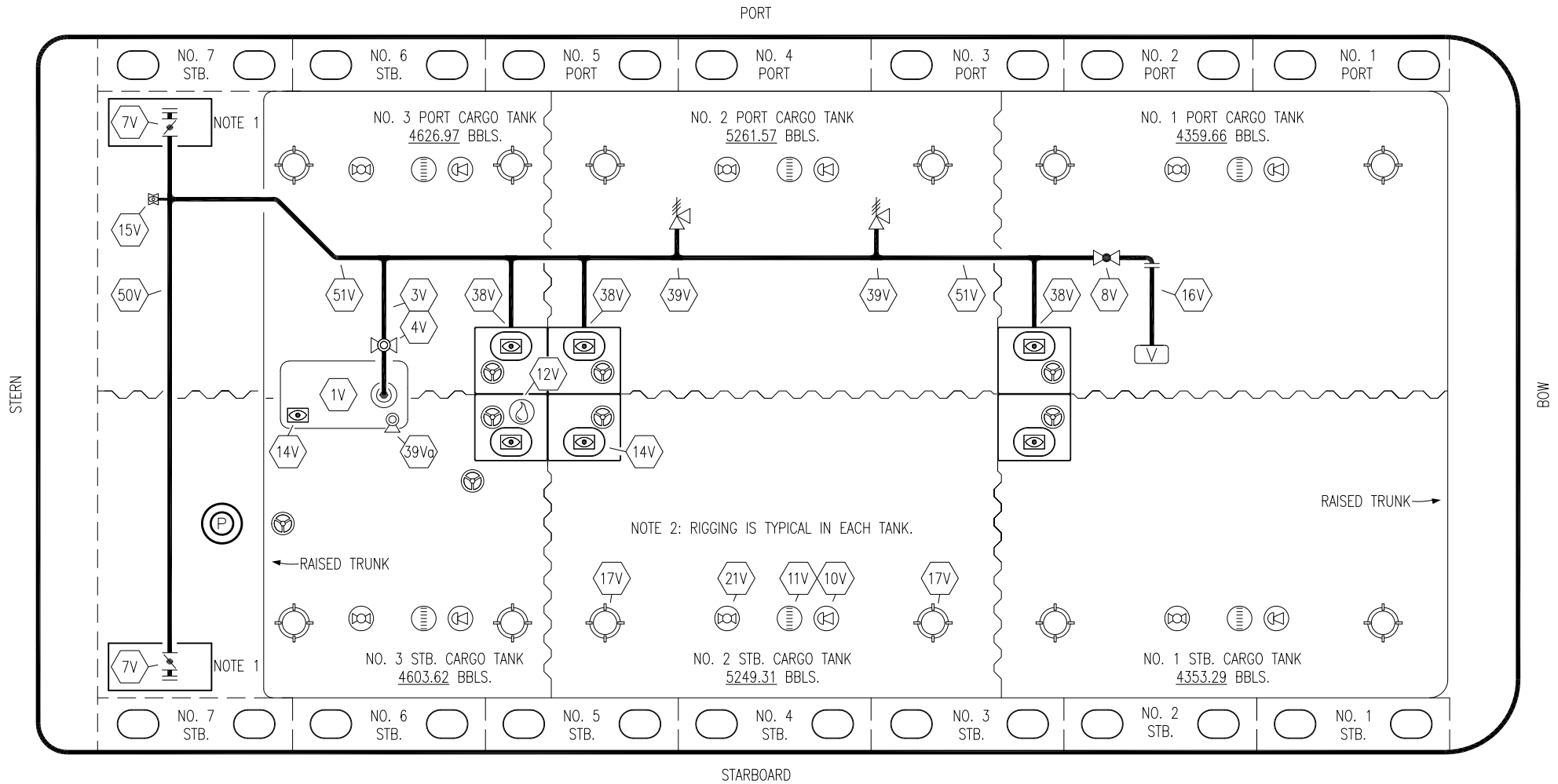
KIRBY INLAND MARINE 

**CARGO
PIPING FLOW DIAGRAM**

SCALE: NONE
PAGE: 1 OF 3

KIRBY 28052

REV. **2**



NO	DESCRIPTION	NO	DESCRIPTION
1V	3000 GAL. SLOP TANK	16V	8" VAPOR VENT STACK
3V	2" SLOP TANK VENT PIPING	17V	20" BUTTERWORTH
4V	2" SLOP TANK SPEC VENT VALVE	21V	2" HERMETIC GAUGE
7V	8" HEADER VALVE	38V	8" VAPOR PENETRATION
8V	8" VENT STACK VALVE	39V	6" PRESS/VAC RELIEF VALVE
11V	8" 1-METER GAUGE STICK	39Va	4" PRESS/VAC RELIEF VALVE
10V	8" HIGH LEVEL/OVERFILL ALARM	50V	8" VAPOR HEADER
12V	2" HERMETIC SAMPLE	51V	8" VAPOR PIPELINE
14V	8" SIGHT GLASS	—	ABOVE DECK PIPING
15V	2" INSPECTION PORT		

NOTE 1: CONTAINMENT P/S

NOTE 2: RIGGING IS TYPICAL IN EACH TANK.

WEST GULF MARINE -- EX: N/A

REV.	DATE	BY	CHK	APP	REVISION DESCRIPTION
1	07/14/22	MRV	DDA	LEP	REVISED PER CLIENT COMMENTS
0	11/30/09	RB	RB	OF	APPROVED

KIRBY INLAND MARINE 

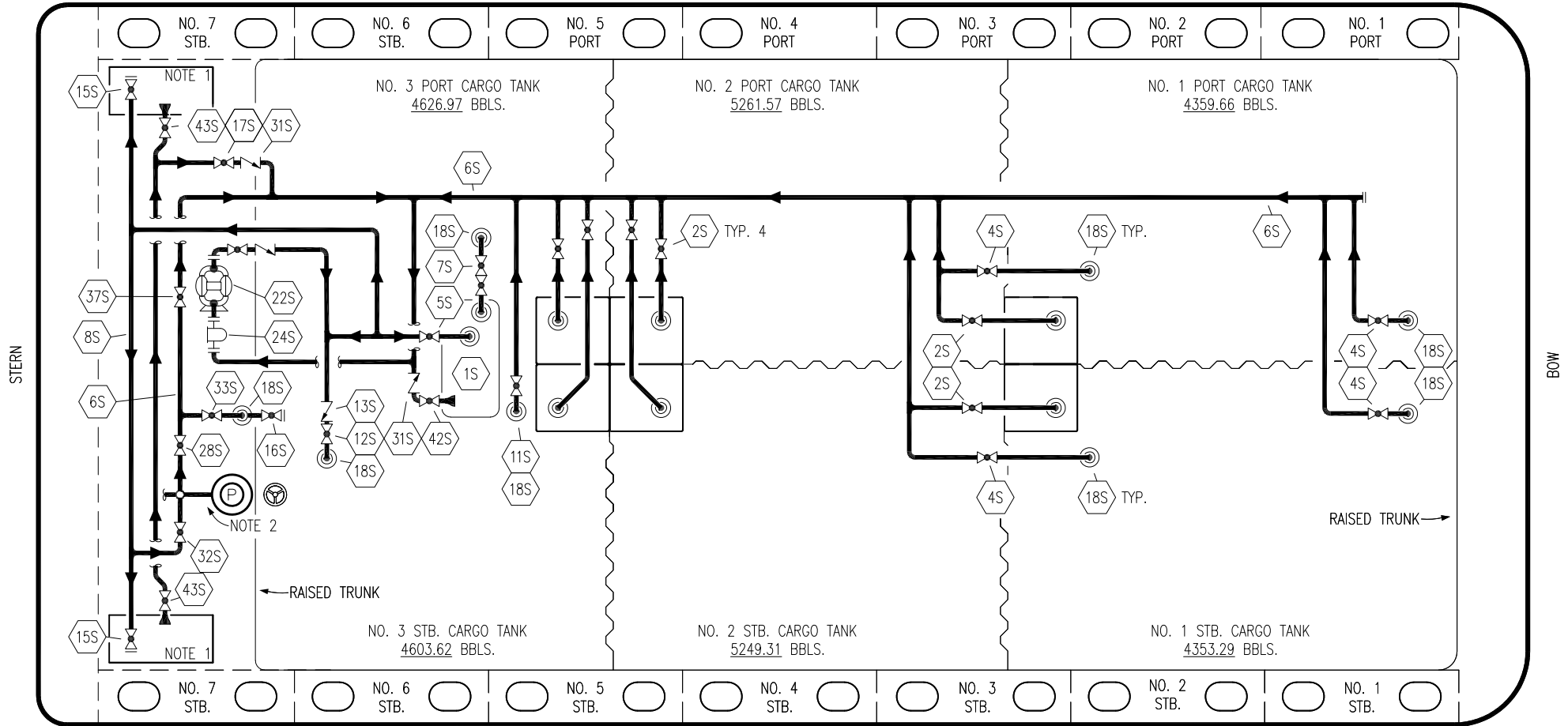
**VAPOR
PIPING FLOW DIAGRAM**

SCALE: NONE
PAGE: 2 OF 3

KIRBY 28052

REV. **1**

PORT



NO	DESCRIPTION	NO	DESCRIPTION	NO	DESCRIPTION
1S	SLOP TANK	16S	REMOTE SUCTION CONNECTION	37S	BLOCK VALVE
2S	CARGO SUMP SUCTION VALVE	17S	FORWARD CARGO TANK ISOLATION	42S	SLOP TANK FILL VALVE
4S	CARGO TANK SUCTION VALVE	18S	STRIPPING DROP	43S	DRIP PAN SUCTION VALVE
5S	SLOP TANK SUCTION VALVE	21S	PRIMING POT		
6S	SUCTION HEADER PIPING	22S	STRIPPING PUMP		
7S	VENT VALVE TO CARGO TANK 3	23S	2" PIPE SIGHT GLASS		
8S	DISCHARGE HEADER PIPING	24S	BASKET STRAINER		
11S	LOWER CARGO PIPELINE SUCTION VALVE	28S	CARGO PIPING SUCTION		
12S	RETURN TO CARGO TANK VALVE	31S	CHECK VALVE		
13S	RETURN TO CARGO CHECK VALVE	32S	PUMP WELL PRIMER VALVE		
15S	HEADER DISCHARGE VALVE	33S	PUMP WELL SUCTION VALVE		

STARBOARD

NOTE 1: CONTAINMENT P/S

NOTE 2: 28S & 32S CONNECT TO 8" CARGO PUMP DISCHARGE PIPING.

WEST GULF MARINE -- EX: N/A

REV.	DATE	BY	CHK	APP	REVISION DESCRIPTION
1	07/14/22	MRV	DDA	LEP	REVISED PER CLIENT COMMENTS
0	11/30/09	RB	RB	OF	APPROVED

KIRBY INLAND MARINE

**STRIPPING
PIPING FLOW DIAGRAM**

SCALE: NONE
PAGE: 3 OF 3

KIRBY 28052

REV. **1**