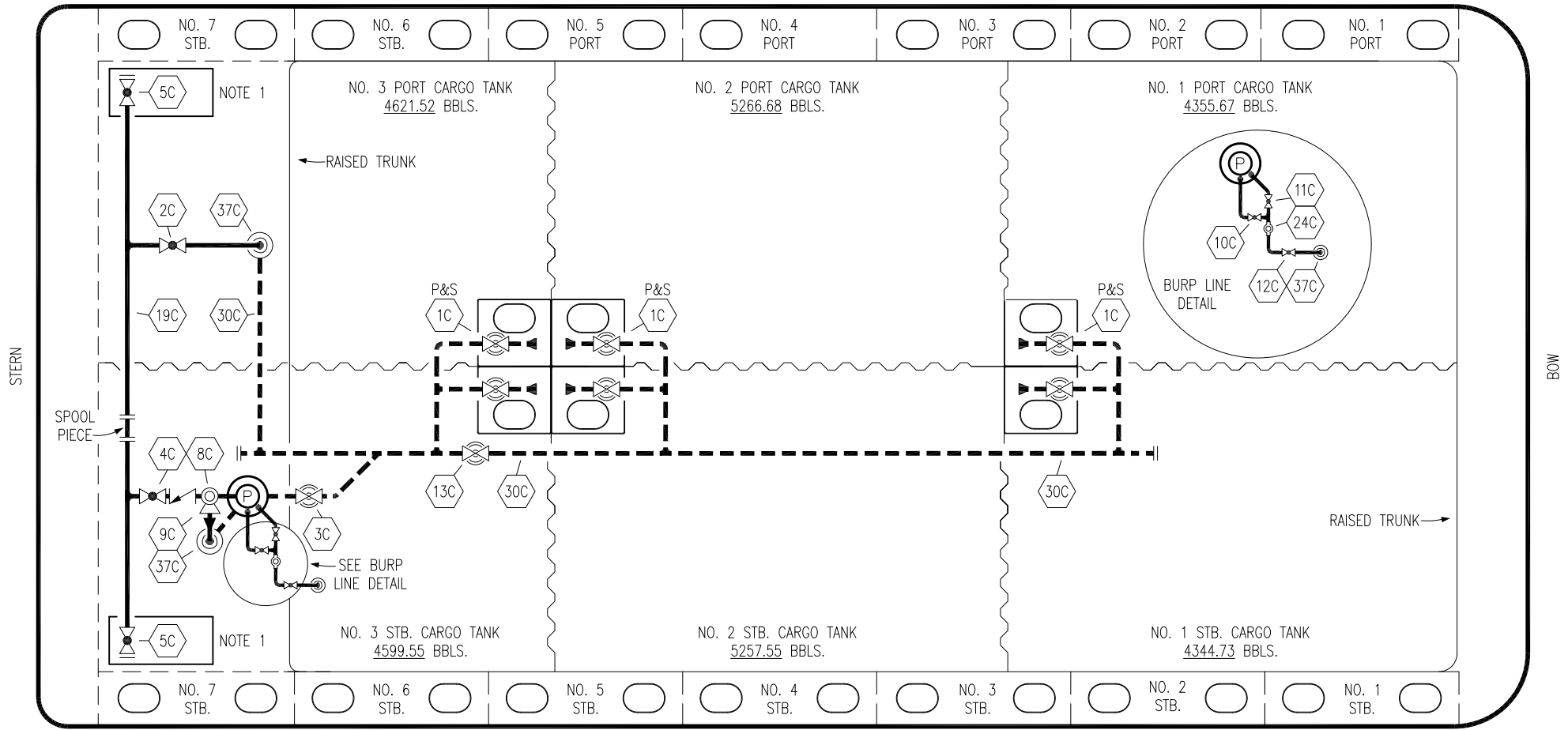





PORT



STERN

BOW

STARBOARD

NO	DESCRIPTION	NO	DESCRIPTION
1C	CARGO TANK VALVE	12C	1" BURP VALVE RETURN TO CARGO TANK
2C	LOAD VALVE	13C	CARGO PIPING BLOCK VALVE
3C	MASTER SUCTION VALVE	19C	CARGO HEADER
4C	DISCHARGE VALVE	24C	1" PIPE FLOW INDICATOR
5C	HEADER VALVE	30C	CARGO PIPELINE
8C	RELIEF VALVE	37C	CARGO DROP 
9C	CHECK VALVE		ABOVE DECK PIPING
10C	1" BURP VALVE		BELOW DECK PIPING
11C	1" BLEED OFF VALVE		

NOTE 1: CONTAINMENT P/S

WEST GULF MARINE -- EX: N/A

REV.	DATE	BY	CHK	APP	REVISION DESCRIPTION
2	07/19/22	MRV	DDA	MW	REVISED PER CLIENT COMMENTS
1	06/12/17	WFB	DDA		REMOVED 6C SALVAGE VALVE
0	11/30/09	RB	RB	OF	APPROVED

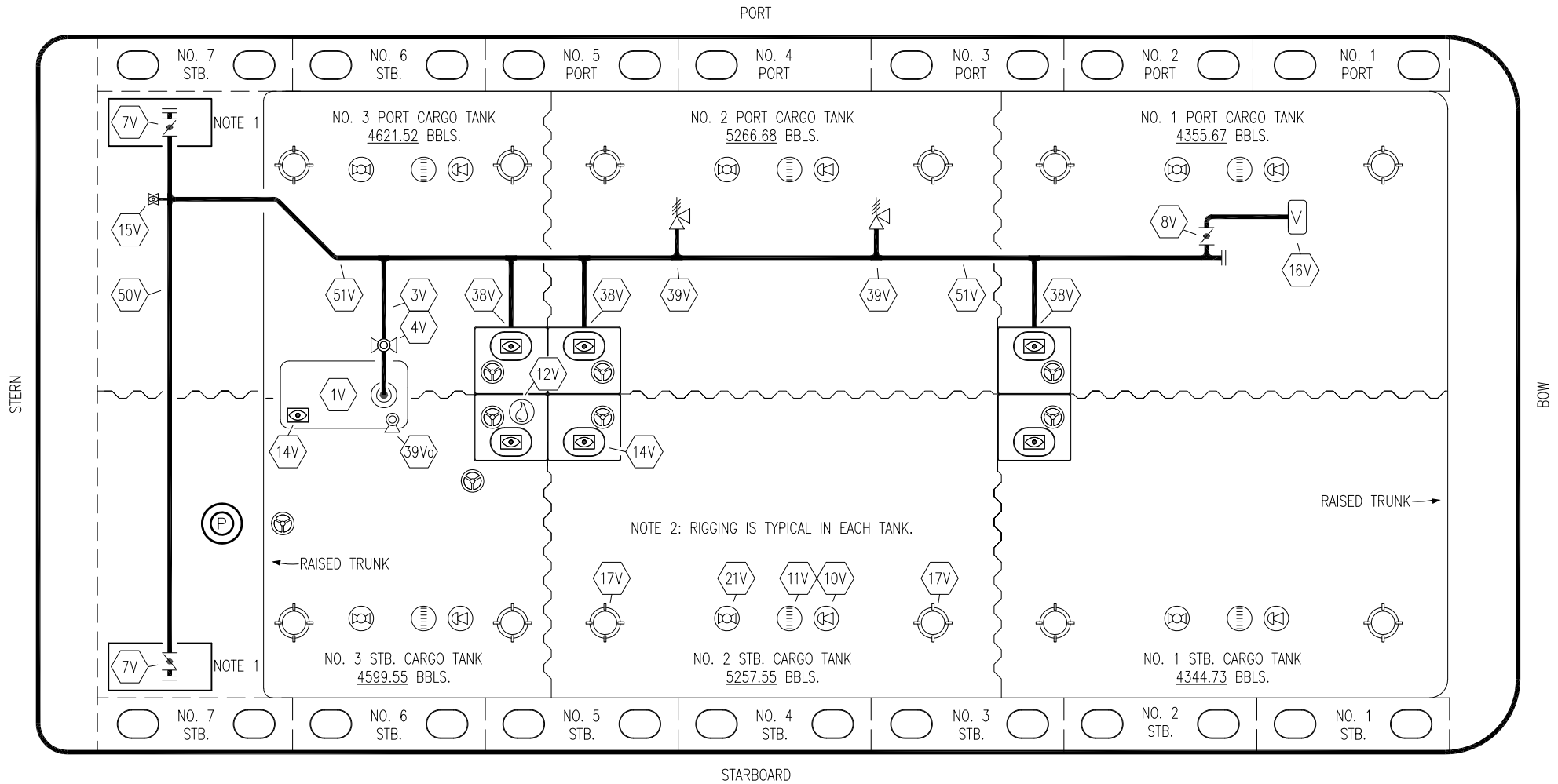
KIRBY INLAND MARINE 

CARGO  
PIPING FLOW DIAGRAM

KIRBY 28050

REV. 2

SCALE: NONE  
PAGE: 1 OF 3



NOTE 2: RIGGING IS TYPICAL IN EACH TANK.

NOTE 1: CONTAINMENT P/S

NOTE 2: RIGGING IS TYPICAL IN EACH TANK.

WEST GULF MARINE -- EX: N/A

NO	DESCRIPTION	NO	DESCRIPTION
1V	3000 GAL. SLOP TANK	16V	8" VAPOR VENT STACK
3V	2" SLOP TANK VENT PIPING	17V	20" BUTTERWORTH
4V	2" SLOP TANK SPEC VENT VALVE	21V	2" HERMETIC GAUGE
7V	8" HEADER VALVE	38V	8" VAPOR PENETRATION (P)
8V	8" VENT STACK VALVE	39V	6" PRESS/VAC RELIEF VALVE
11V	8" 1-METER GAUGE STICK	39Va	4" PRESS/VAC RELIEF VALVE
10V	8" HIGH LEVEL/OVERFILL ALARM	50V	8" VAPOR HEADER
12V	2" HERMETIC SAMPLE	51V	8" VAPOR PIPELINE
14V	8" SIGHT GLASS	—	ABOVE DECK PIPING
15V	2" INSPECTION PORT		

REV.	DATE	BY	CHK	APP	REVISION DESCRIPTION
1	07/19/22	MRV	DDA	MW	REVISED PER CLIENT COMMENTS
0	11/30/09	RB	RB	OF	APPROVED

KIRBY INLAND MARINE

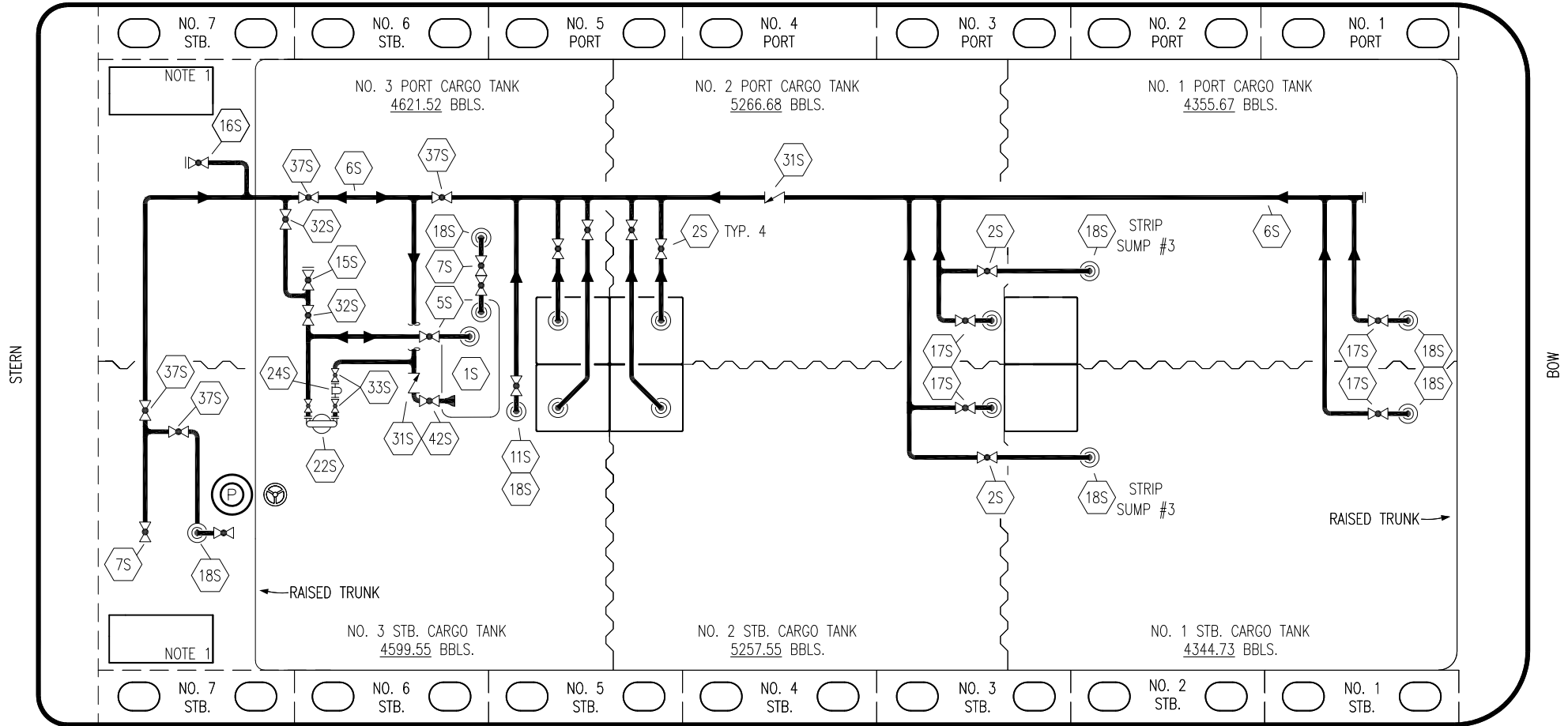
VAPOR  
PIPING FLOW DIAGRAM

KIRBY 28050

SCALE: NONE  
PAGE: 2 OF 3

REV. 1

PORT



NO	DESCRIPTION	NO	DESCRIPTION
1S	SLOP TANK	16S	REMOTE SUCTION CONNECTION
2S	CARGO SUMP SUCTION VALVE	17S	FORWARD TANK SUCTION
4S	CARGO TANK SUCTION VALVE	18S	STRIPPING DROP
5S	SLOP TANK SUCTION VALVE	22S	STRIPPING PUMP
6S	SUCTION HEADER PIPING	24S	BASKET STRAINER
7S	CARGO BYPASS VALVE	28S	CARGO PIPING SUCTION
8S	DISCHARGE HEADER PIPING	31S	CHECK VALVE
11S	LOWER CARGO PIPELINE SUCTION VALVE	32S	PUMP WELL PRIMER VALVE
12S	RETURN TO CARGO TANK VALVE	33S	PUMP WELL SUCTION VALVE
13S	RETURN TO CARGO CHECK VALVE	37S	BLOCK VALVE
15S	HEADER DISCHARGE VALVE	42S	SLOP TANK FILL VALVE
			ABOVE DECK PIPING

STARBOARD

NOTE 1: CONTAINMENT P/S

NOTE 2: 28S & 32S CONNECT TO 8" CARGO PUMP DISCHARGE PIPING.

WEST GULF MARINE -- EX: N/A

REV.	DATE	BY	CHK	APP	REVISION DESCRIPTION
1	07/19/22	MRV	DDA	MW	REVISED PER CLIENT COMMENTS
0	11/30/09	RB	RB	OF	APPROVED



**KIRBY INLAND MARINE**

**STRIPPING**

**PIPING FLOW DIAGRAM**

**KIRBY 28050**

SCALE: NONE	REV. 1
PAGE: 3 OF 3	