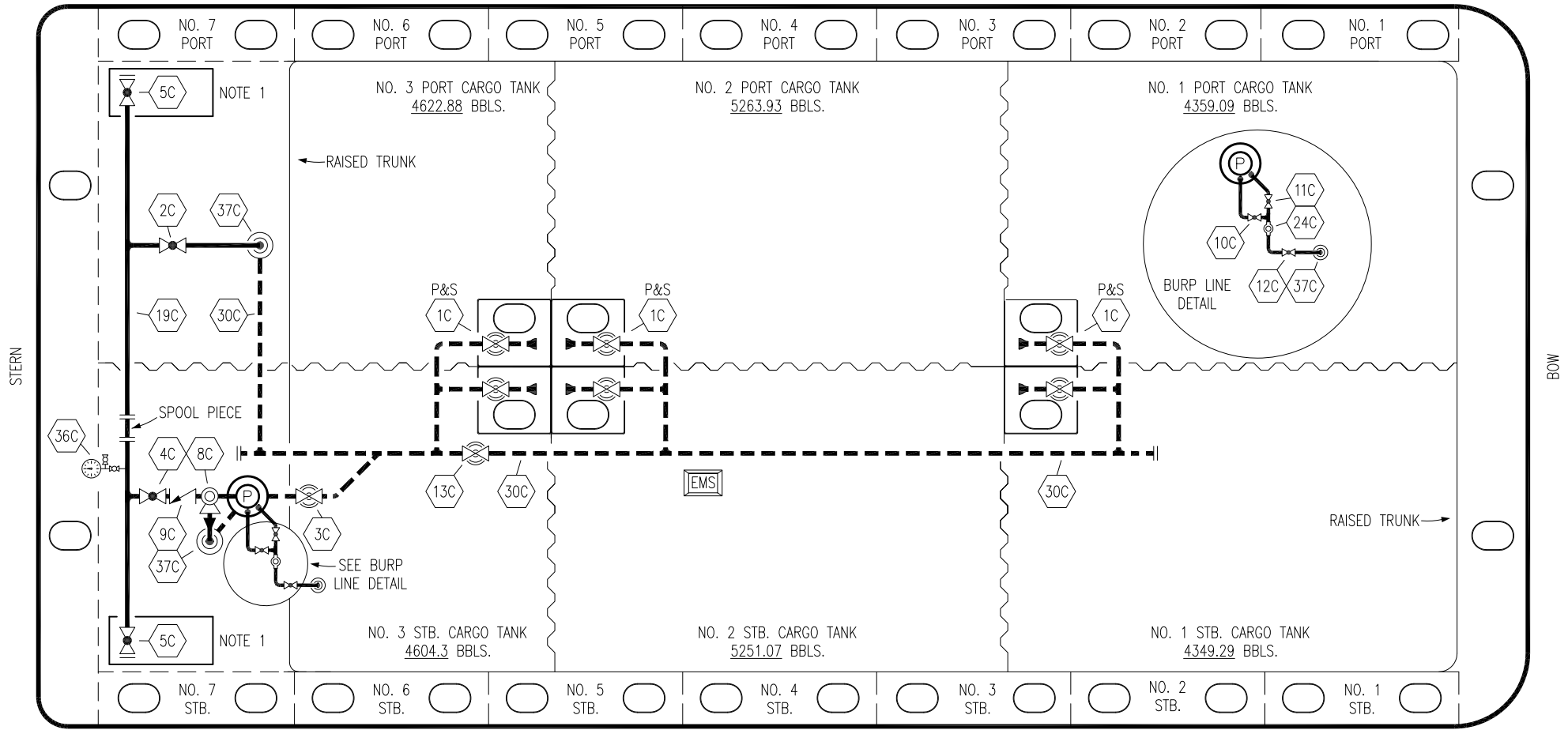


PORT



STERN

BOW

STARBOARD

NO	DESCRIPTION	NO	DESCRIPTION
1C	CARGO TANK VALVE	12C	1" BURP VALVE RETURN TO CARGO TANK
2C	LOAD VALVE	13C	CARGO PIPING BLOCK VALVE
3C	MASTER SUCTION VALVE	19C	CARGO HEADER
4C	DISCHARGE VALVE	24C	1" PIPE FLOW INDICATOR
5C	HEADER VALVE	30C	CARGO PIPELINE
8C	RELIEF VALVE	36C	PRESSURE GAUGE
9C	CHECK VALVE	37C	CARGO DROP
10C	1" BURP VALVE	—	— ABOVE DECK PIPING
11C	1" BLEED OFF VALVE	- - -	- - - BELOW DECK PIPING

NOTE 1: CONTAINMENT P/S

WEST GULF MARINE -- EX: N/A

REV.	DATE	BY	CHK	APP	REVISION DESCRIPTION
2	01/19/22	MRV	DDA	CW	REVISED PER CLIENT COMMENTS
1	11/21/16	WFB	DDA		REVISED PER CLIENT COMMENTS
0	11/30/09	RB	RB	OF	APPROVED

KIRBY INLAND MARINE

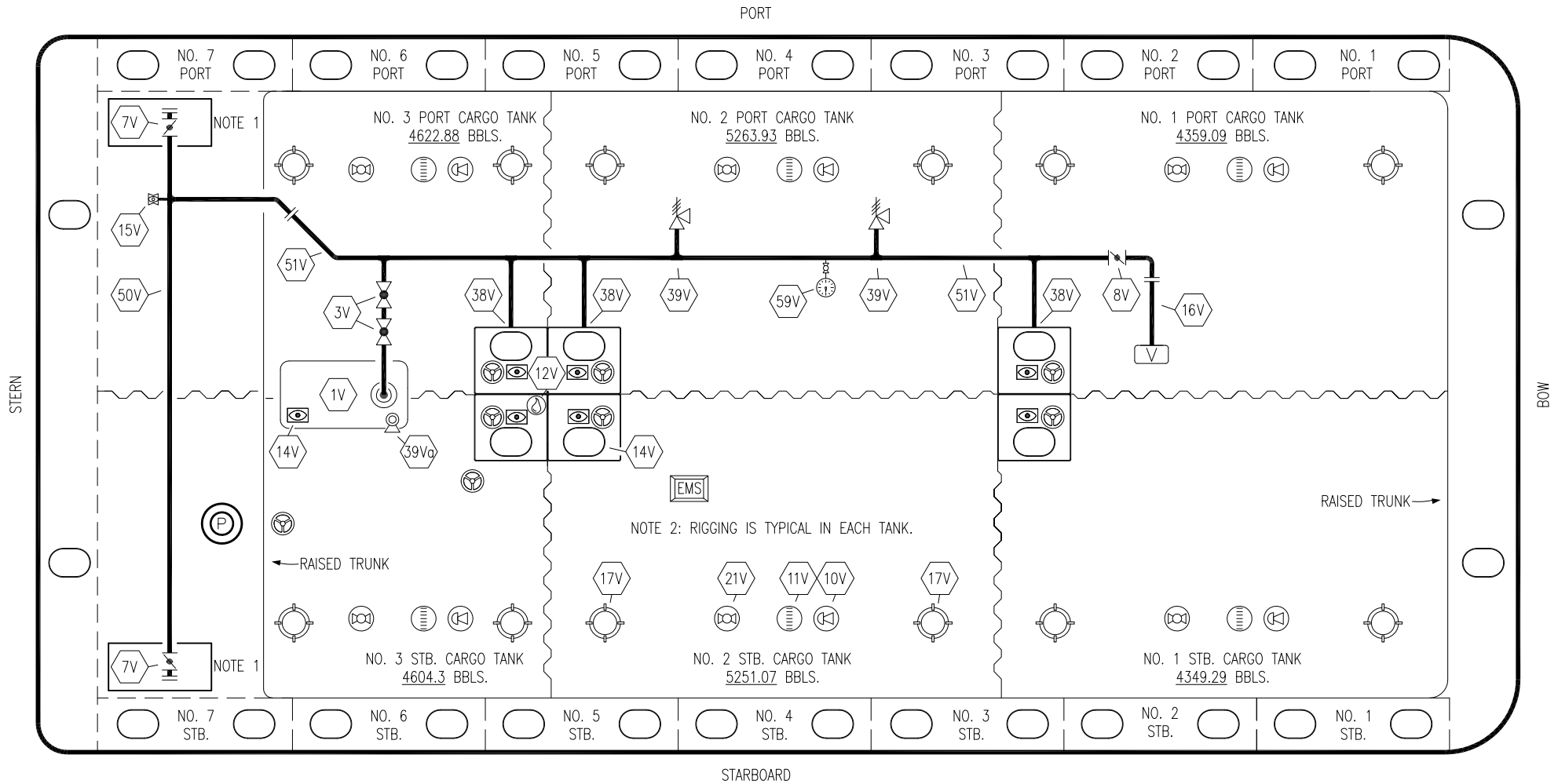
CARGO

PIPING FLOW DIAGRAM

KIRBY 28048

REV. 2

SCALE: NONE
PAGE: 1 OF 3



NO	DESCRIPTION	NO	DESCRIPTION
1V	3000 GAL. SLOP TANK	16V	8" VAPOR VENT STACK
3V	2" SLOP TANK VENT PIPING	17V	20" BUTTERWORTH
7V	8" HEADER VALVE	21V	2" HERMETIC GAUGE
8V	8" VENT STACK VALVE	38V	8" VAPOR PENETRATION (P)
11V	8" 1-METER GAUGE STICK	39V	6" PRESS/VAC RELIEF VALVE
10V	8" HIGH LEVEL/OVERFILL ALARM	39Va	4" PRESS/VAC RELIEF VALVE
12V	2" HERMETIC SAMPLE	50V	8" VAPOR HEADER
14V	8" SIGHT GLASS	51V	8" VAPOR PIPELINE
15V	2" INSPECTION PORT	59V	PRESS/VAC GAUGE
		—	ABOVE DECK PIPING

NOTE 1: CONTAINMENT P/S

NOTE 2: RIGGING IS TYPICAL IN EACH TANK.

WEST GULF MARINE -- EX: N/A

REV.	DATE	BY	CHK	APP	REVISION DESCRIPTION
1	01/19/22	MRV	DDA	CW	REVISED PER CLIENT COMMENTS
0	11/30/09	RB	RB	OF	APPROVED

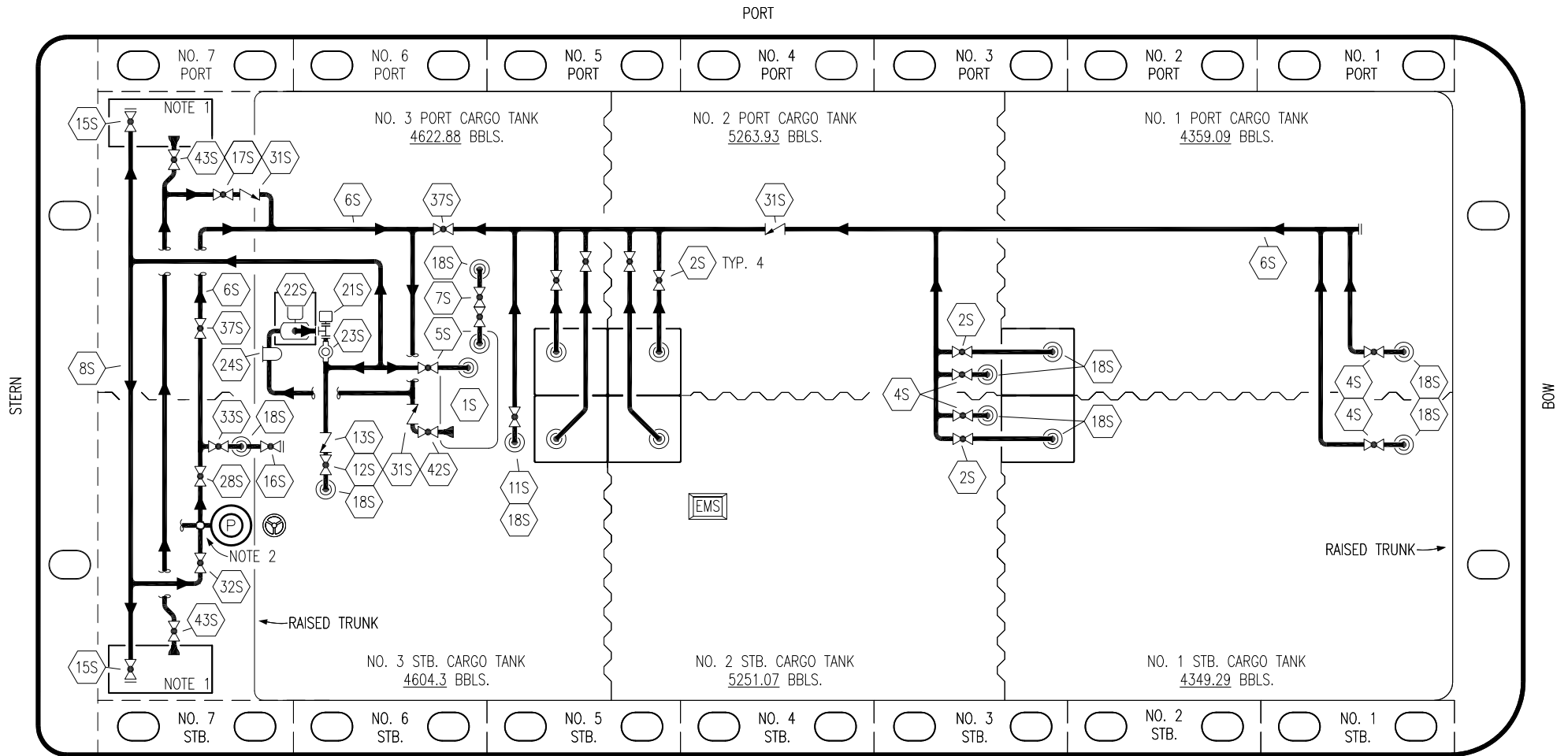
KIRBY INLAND MARINE 

**VAPOR
PIPING FLOW DIAGRAM**

SCALE: NONE
PAGE: 2 OF 3

KIRBY 28048

REV. **1**



NO	DESCRIPTION	NO	DESCRIPTION
1S	SLOP TANK	16S	REMOTE SUCTION CONNECTION
2S	CARGO SUMP SUCTION VALVE	17S	FORWARD CARGO TANK ISOLATION
4S	CARGO TANK SUCTION VALVE	18S	STRIPPING DROP
5S	SLOP TANK SUCTION VALVE	21S	PRIMING POT
6S	SUCTION HEADER PIPING	22S	2" STRIPPING AIR PUMP
7S	VENT VALVE TO CARGO TANK 3	23S	2" PIPE SIGHT GLASS
8S	DISCHARGE HEADER PIPING	24S	BASKET STRAINER
11S	LOWER CARGO PIPELINE SUCTION VALVE	28S	CARGO PIPING SUCTION
12S	RETURN TO CARGO TANK VALVE	31S	CHECK VALVE
13S	RETURN TO CARGO CHECK VALVE	32S	PUMP WELL PRIMER VALVE
15S	HEADER DISCHARGE VALVE	33S	PUMP WELL SUCTION VALVE

NO	DESCRIPTION
37S	BLOCK VALVE
42S	SLOP TANK FILL VALVE
43S	DRIP PAN SUCTION VALVE
—	ABOVE DECK PIPING

NOTE 1: CONTAINMENT P/S
 NOTE 2: 28S & 32S CONNECT TO 8" CARGO PUMP DISCHARGE PIPING.

WEST GULF MARINE -- EX: N/A

REV.	DATE	BY	CHK	APP	REVISION DESCRIPTION
1	01/19/22	MRV	DDA	CW	REVISED PER CLIENT COMMENTS
0	11/30/09	RB	RB	OF	APPROVED



KIRBY INLAND MARINE

STRIPPING

PIPING FLOW DIAGRAM

KIRBY 28048

SCALE: NONE	REV. 1
PAGE: 3 OF 3	