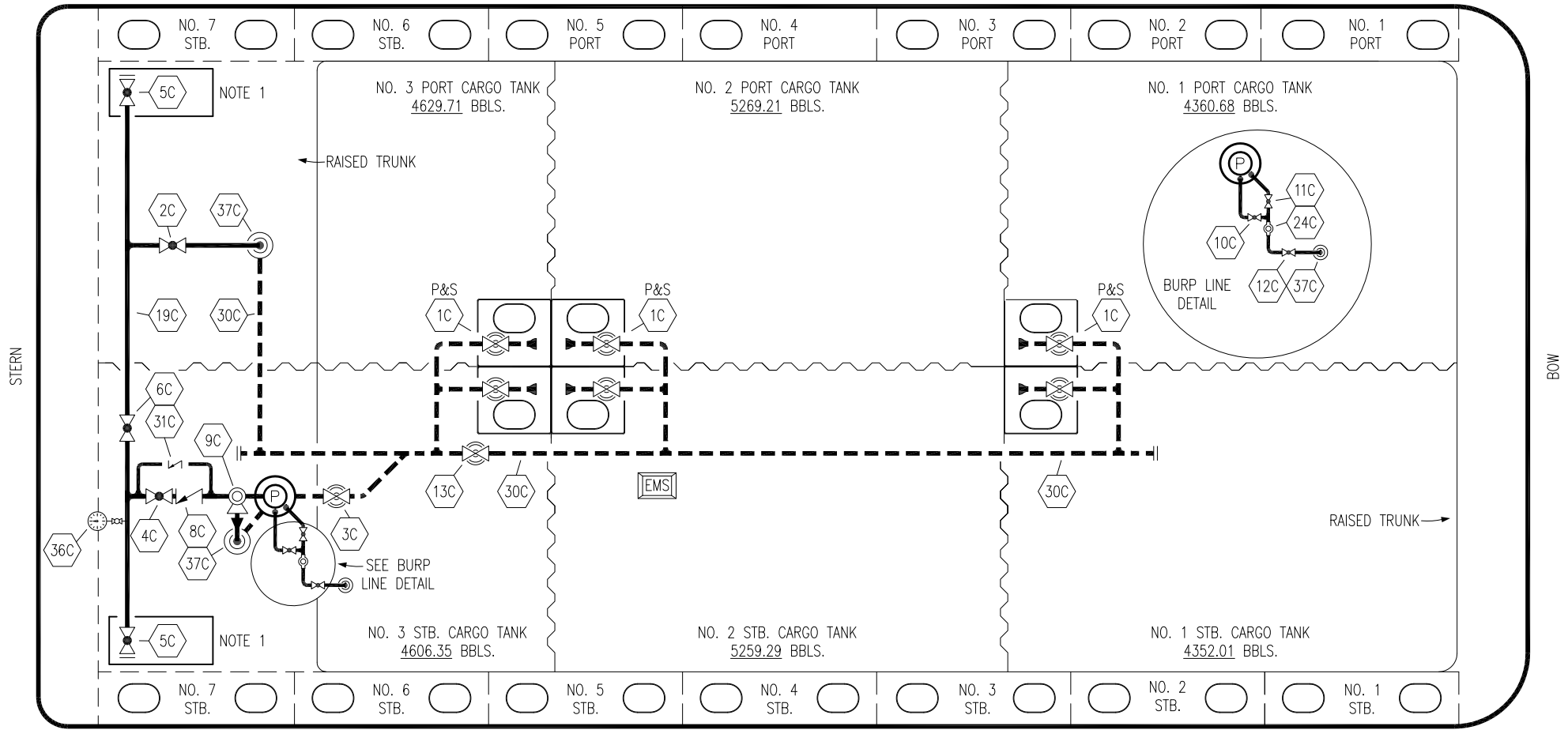


PORT



STERN

BOW

STARBOARD

NO	DESCRIPTION	NO	DESCRIPTION
1C	CARGO TANK VALVE	12C	BURP VALVE RETURN TO CARGO TANK
2C	LOAD VALVE	13C	CARGO PIPING BLOCK VALVE
3C	MASTER SUCTION VALVE	19C	CARGO HEADER
4C	DISCHARGE VALVE	24C	PIPE FLOW INDICATOR
5C	HEADER VALVE	30C	CARGO PIPELINE
6C	SALVAGE VALVE	31C	BYPASS VALVE
8C	RELIEF VALVE	36C	PRESSURE GAUGE
9C	CHECK VALVE	37C	CARGO DROP
10C	BURP VALVE	—	— ABOVE DECK PIPING
11C	BLEED OFF VALVE	- - -	- - - BELOW DECK PIPING

NOTE 1: CONTAINMENT P/S

WEST GULF MARINE -- EX: N/A

REV.	DATE	BY	CHK	APP	REVISION DESCRIPTION
1	05/05/21	CJG	DDA	CW	REVISED PER CLIENT COMMENTS
0	11/16/09	RB	RB	OF	APPROVED

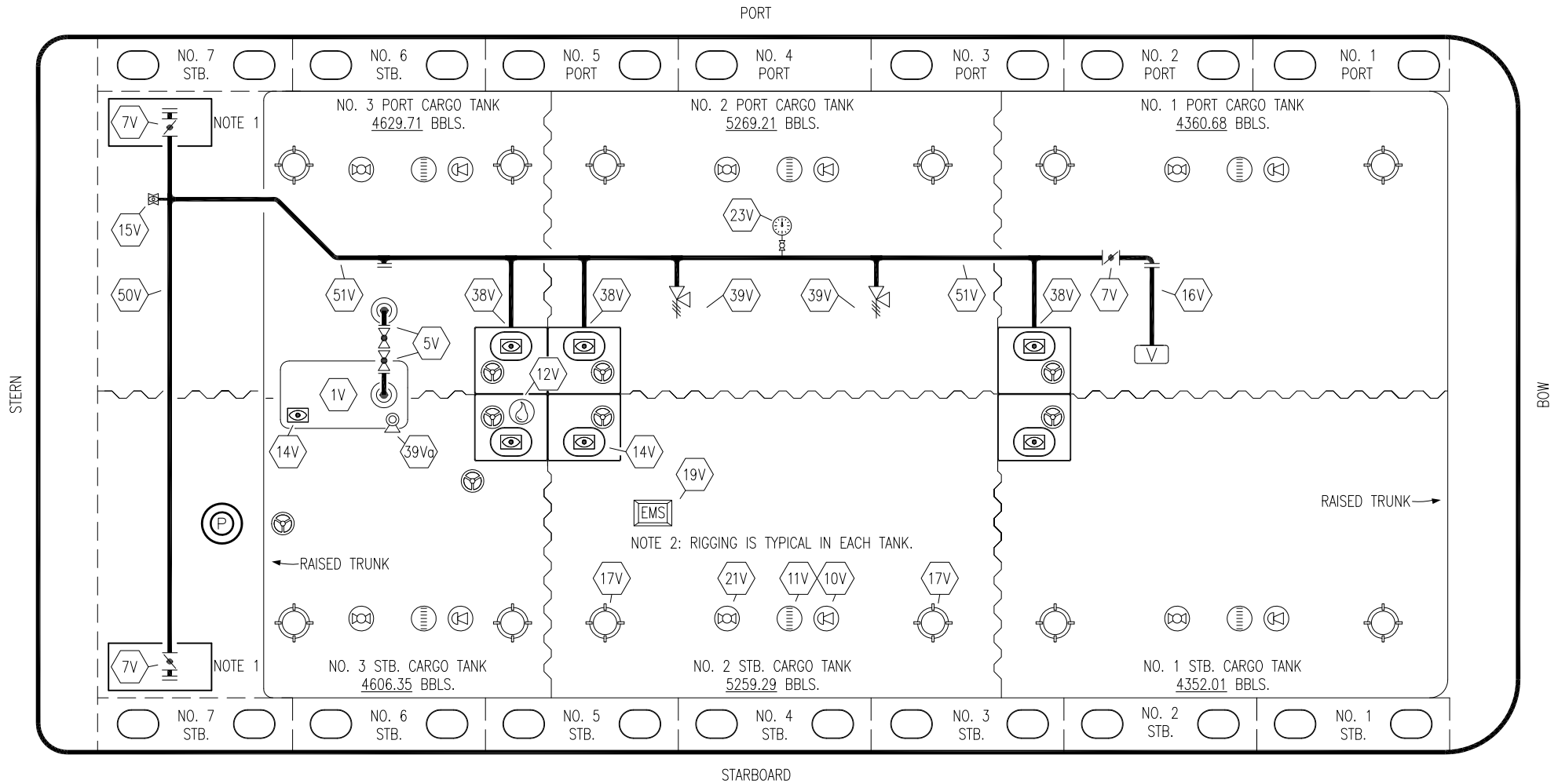
KIRBY INLAND MARINE 

**CARGO
PIPING FLOW DIAGRAM**

SCALE: NONE
PAGE: 1 OF 3

KIRBY 28044

REV. **1**



NO	DESCRIPTION	NO	DESCRIPTION
1V	3000 GAL. SLOP TANK	17V	20" BUTTERWORTH
5V	BLOCK VALVE	19V	EMERGENCY ENGINE SHUT DOWN
7V	8" HEADER VALVE	21V	2" HERMETIC GAUGE
11V	8" 1-METER GAUGE STICK	23V	PRESSURE GAUGE
10V	8" HIGH LEVEL/OVERFILL ALARM	38V	8" VAPOR PENETRATION (P)
12V	2" HERMETIC SAMPLE	39V	6" PRESS/VAC RELIEF VALVE
14V	8" SIGHT GLASS	39Va	4" PRESS/VAC RELIEF VALVE
15V	2" INSPECTION PORT	50V	8" VAPOR HEADER
16V	8" VAPOR VENT STACK	51V	8" VAPOR PIPELINE
			— ABOVE DECK PIPING

NOTE 1: CONTAINMENT P/S

NOTE 2: RIGGING IS TYPICAL IN EACH TANK.

WEST GULF MARINE -- EX: N/A

REV.	DATE	BY	CHK	APP	REVISION DESCRIPTION
1	05/05/21	CJG	DDA	CW	REVISED PER CLIENT COMMENTS
0	11/16/09	RB	RB	OF	APPROVED

KIRBY INLAND MARINE 

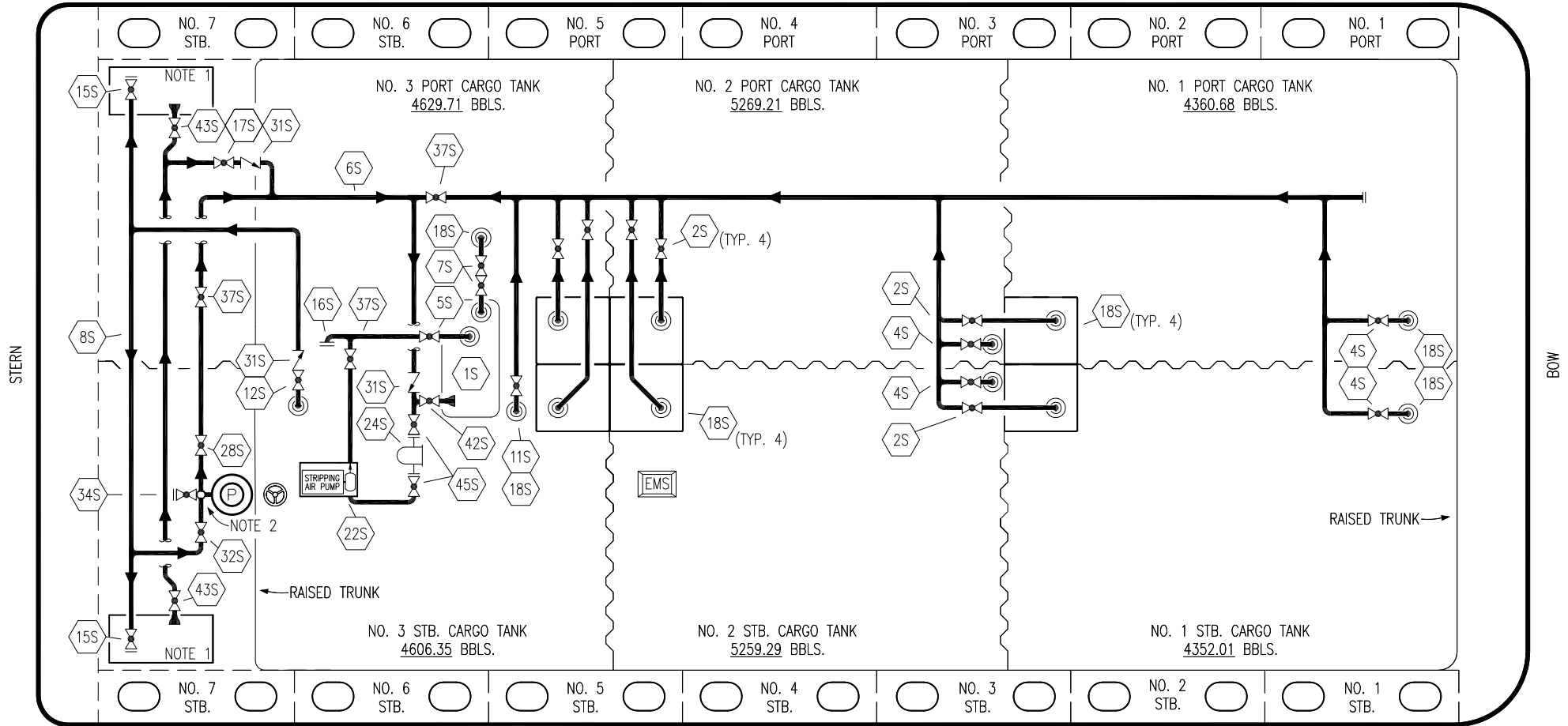
**VAPOR
PIPING FLOW DIAGRAM**

SCALE: NONE
PAGE: 2 OF 3

KIRBY 28044

REV. **1**

PORT



NO	DESCRIPTION	NO	DESCRIPTION
1S	SLOP TANK	16S	REMOTE SUCTION CONNECTION
2S	CARGO SUMP SUCTION VALVE	17S	FORWARD CARGO TANK ISOLATION
4S	CARGO TANK SUCTION VALVE	18S	STRIPPING DROP
5S	SLOP TANK SUCTION VALVE	22S	STRIPPING PUMP
6S	SUCTION HEADER PIPING	24S	BASKET STRAINER
7S	VENT VALVE TO CARGO TANK 3	28S	CARGO PIPING SUCTION
8S	DISCHARGE HEADER PIPING	31S	CHECK VALVE
11S	LOWER CARGO PIPELINE SUCTION VALVE	32S	PUMP WELL PRIMER VALVE
12S	RETURN TO CARGO TANK VALVE	33S	PUMP WELL SUCTION VALVE
13S	RETURN TO CARGO CHECK VALVE	34S	DEEPWELL STRIPPING VALVE
15S	HEADER DISCHARGE VALVE	36S	STRIPPING PUMP DISCHARGE VALVE

NO	DESCRIPTION
37S	BLOCK VALVE
42S	SLOP TANK FILL VALVE
43S	DRIP PAN SUCTION VALVE
45S	STRIPPING PUMP SUCTION VALVE

— ABOVE DECK PIPING

STARBOARD

NOTE 1: CONTAINMENT P/S

NOTE 2: 28S & 32S CONNECT TO 8" CARGO PUMP DISCHARGE PIPING.

WEST GULF MARINE -- EX: N/A

REV.	DATE	BY	CHK	APP	REVISION DESCRIPTION
1	05/05/21	CJG	DDA	CW	REVISED PER CLIENT COMMENTS
0	11/16/09	RB	RB	OF	APPROVED

KIRBY INLAND MARINE 

**STRIPPING
PIPING FLOW DIAGRAM**

SCALE: NONE
PAGE: 3 OF 3

KIRBY 28044

REV. **1**