

- | | |
|---------|----------------------|
| NO. 1C | CARGO TANK VALVE |
| NO. 2C | LOAD VALVE |
| NO. 3C | MASTER SUCTION VALVE |
| NO. 4C | DISCHARGE VALVE |
| NO. 5C | HEADER VALVE |
| NO. 6C | SALVAGE VALVE |
| NO. 8C | RELIEF VALVE |
| NO. 9C | CHECK VALVE |
| NO. 10C | 1" BURP VALVE |
| NO. 11C | 1" BLEED OFF VALVE |

- | | |
|---------|------------------------------------|
| NO. 12C | 1" BURP VALVE RETURN TO CARGO TANK |
| NO. 13C | CARGO PIPING BLOCK VALVE |
| NO. 19C | CARGO HEADER |
| NO. 24C | 1" PIPE FLOW INDICATOR |
| NO. 30C | CARGO PIPELINE |
| NO. 31C | CARGO DROP |
| NO. 37C | ABOVE DECK PIPING |
| --- | BELOW DECK PIPING |

NOTE 1: CONTAINMENT P/S

REV.	DATE	BY	CHK/APP	REVISION DESCRIPTION
1	02/13/13	KS	DDA	REVISED PIPING
0	02/09/09	WK	RB	OF APPROVED

KIRBY INLAND MARINE

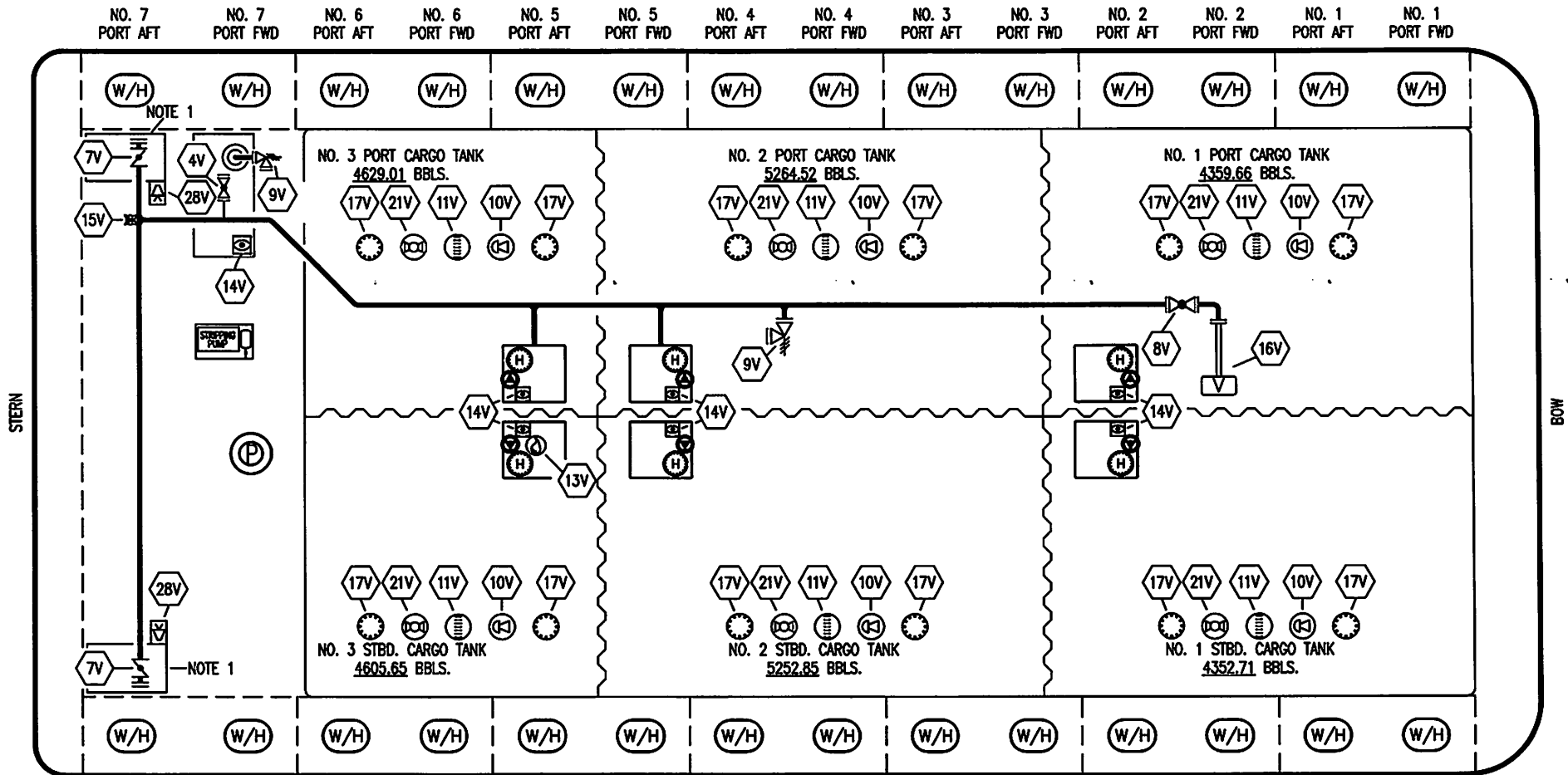
CARGO

PIPING FLOW DIAGRAM

KIRBY 28032

WEST GULF MARINE

SCALE: NONE
PAGE: 1 OF 3
REV. 1




NO. 7 PORT AFT NO. 7 PORT FWD NO. 6 PORT AFT NO. 6 PORT FWD NO. 5 PORT AFT NO. 5 PORT FWD NO. 4 PORT AFT NO. 4 PORT FWD NO. 3 PORT AFT NO. 3 PORT FWD NO. 2 PORT AFT NO. 2 PORT FWD NO. 1 PORT AFT NO. 1 PORT FWD

NO. 7 STB AFT NO. 7 STB FWD NO. 6 STB AFT NO. 6 STB FWD NO. 5 STB AFT NO. 5 STB FWD NO. 4 STB AFT NO. 4 STB FWD NO. 3 STB AFT NO. 3 STB FWD NO. 2 STB AFT NO. 2 STB FWD NO. 1 STB AFT NO. 1 STB FWD

NO	SIZE	DESCRIPTION	NO	SIZE	DESCRIPTION
4V	2"	SLOP TANK SPEC VENT VALVE	14V	8"	SIGHT GLASS
7V	8"	HEADER VALVE	15V	2"	INSPECTION PORT
8V	8"	VENT STACK VALVE	16V	8"	VAPOR VENT STACK
9V	6"	PRESS/VAC VALVE	17V	20"	BUTTERWORTH
10V	8"	HIGH LEVEL/OVERFILL ALARM	21V	2"	HERMETIC GAUGE
11V	8"	GAUGE STICK	28V	8"	HIGH LEVEL/OVERFILL ALARM DOCK CONNECTION ABOVE DECK PIPING
13V		HERMETIC SAMPLE ONLY			

NOTE 1: CONTAINMENT PORT & STB.

WEST GULF MARINE

KIRBY INLAND MARINE 

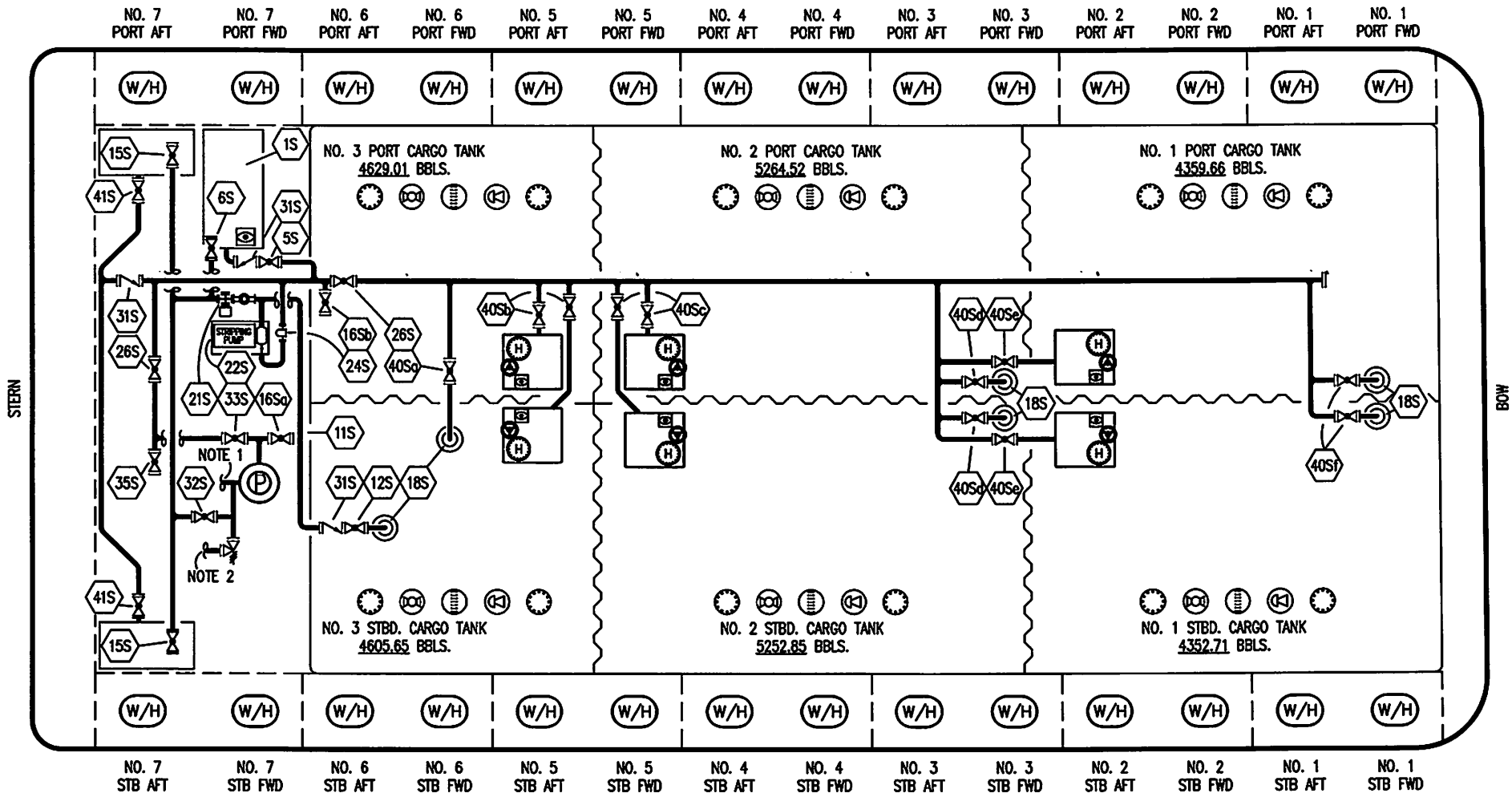
VAPOR PIPING FLOW DIAGRAM

KIRBY 28032

SCALE: NONE
PAGE: 2 OF 3

REV. 1

REV.	DATE	BY	CHK	APP	REVISION DESCRIPTION
1	11/09/15	BB	SC		REVISED PER CLIENT COMMENTS
0	02/09/09	WK	RB	OF	APPROVED



- 1S SLOP TANK, 3000 GALLONS
- 5S SLOP TANK SUCTION VALVE
- 6S SLOP TANK FILL PIPING
- 11S RETURN TO CARGO TANK PIPING
- 12S RETURN TO CARGO TANK VALVE
- 15S DISCHARGE HEADER VALVE
- 16S_a REMOTE PUMP WELL SUCTION
- 16S_b REMOTE SUCTION CONNECTION
- 18S STRIPPING DROP
- 21S PRIMING POT W/ SIGHT GLASS

- 22S STRIPPING PUMP
- 24S BASKET STRAINER
- 26S STRIPPING HEADER BLOCK VALVE
- 31S CHECK VALVE
- 32S PUMP WELL PRIMER VALVE
- 33S PUMP WELL SUCTION
- 35S STRIPPING VALVE
- 40S_a CARGO TANK SUCTION, MAIN
- 40S_b CARGO TANK SUCTION, NO. 3 P/S
- 40S_c CARGO TANK SUCTION, NO. 2 P/S

- 40S_d CARGO TANK SUCTION, NO. 2 P/S FWD. LP.
- 40S_e CARGO TANK SUCTION, NO. 1 P/S
- 40S_f CARGO TANK SUCTION, NO. 1 P/S FWD. LP.
- 41S CONTAINMENT SUCTION

NOTE 1: CONT. TO CARGO HEADER PIPING
 NOTE 2: CONT. TO BELOW DECK CARGO PIPING
 ABOVE DECK PIPING ———

WEST GULF MARINE

1	11/09/15	BB	SC		REVISED PER CLIENT COMMENTS
0	02/09/09	WK	RB	OF	APPROVED
REV.	DATE	BY	CHK	APP	REVISION DESCRIPTION

KIRBY INLAND MARINE

**STRIPPING
PIPING FLOW DIAGRAM**

SCALE: NONE	KIRBY 28032	REV. 1
PAGE: 3 OF 3		