


NO	DESCRIPTION	NO	DESCRIPTION
1C	CARGO TANK VALVE	12C	BURP VALVE RETURN TO CARGO TANK
3C	MASTER SUCTION VALVE	13C	CARGO PIPING BLOCK VALVE
4C	DISCHARGE VALVE	19C	CARGO HEADER
5C	HEADER VALVE	30C	CARGO PIPELINE
6C	SALVAGE VALVE	36C	PRESSURE GAUGE
8C	RELIEF VALVE	37C	CARGO DROP 
9C	CHECK VALVE	—	— ABOVE DECK PIPING
10C	BURP VALVE	- - -	— BELOW DECK PIPING
11C	BLEED OFF VALVE		

NOTE 1: CONTAINMENT P/S

WEST GULF MARINE -- EX: N/A

REV.	DATE	BY	CHK	APP	REVISION DESCRIPTION
2	08/02/23	MRV	DDA	JF	REVISED PER CLIENT COMMENTS
1	07/31/14	DDA	DDA	OF	REVISED PER CLIENT COMMENTS
0	11/23/09	RB	RB	OF	APPROVED

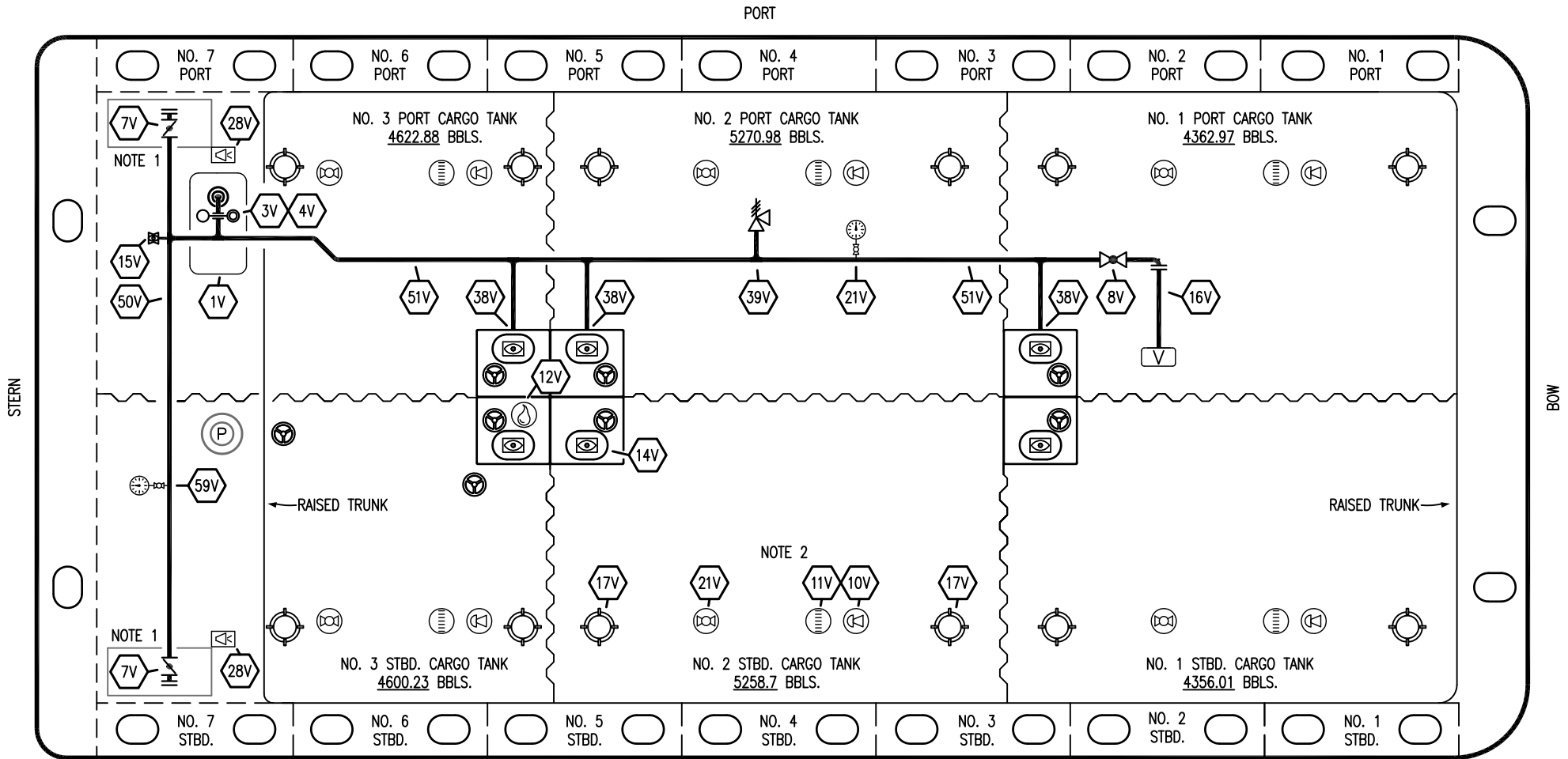
KIRBY INLAND MARINE 

CARGO
PIPING FLOW DIAGRAM

SCALE: NONE
PAGE: 1 OF 3

KIRBY 28026

REV. **2**



- | | |
|-----|---------------------------|
| NO | DESCRIPTION |
| 1V | SLOP TANK |
| 3V | SLOP TANK VENT PIPING |
| 4V | SLOP TANK SPEC VENT VALVE |
| 7V | HEADER VALVE |
| 8V | VENT STACK VALVE |
| 10V | HIGH LEVEL/OVERFILL ALARM |
| 11V | 1-METER GAUGE STICK |
| 12V | HERMETIC SAMPLE |
| 14V | SIGHT GLASS |
| 15V | INSPECTION PORT |
| 16V | VAPOR VENT STACK |

- | | |
|-----|------------------------|
| NO | DESCRIPTION |
| 17V | BUTTERWORTH |
| 21V | HERMETIC GAUGE |
| 23V | PRESSURE GAUGE |
| 38V | VAPOR PENETRATION |
| 39V | PRESS/VAC RELIEF VALVE |
| 50V | VAPOR HEADER |
| 51V | VAPOR PIPELINE |
| 59V | PRESS/VAC GAUGE |
| — | ABOVE DECK PIPING |

NOTE 2: RIGGING IS TYPICAL IN EACH TANK.

NOTE 1: CONTAINMENT P/S

WEST GULF MARINE -- EX: N/A

REV.	DATE	BY	CHK	APP	REVISION DESCRIPTION
1	08/02/23	MRV	DDA	JF	REVISED PER CLIENT COMMENTS
0	11/23/09	RB	RB	OF	APPROVED

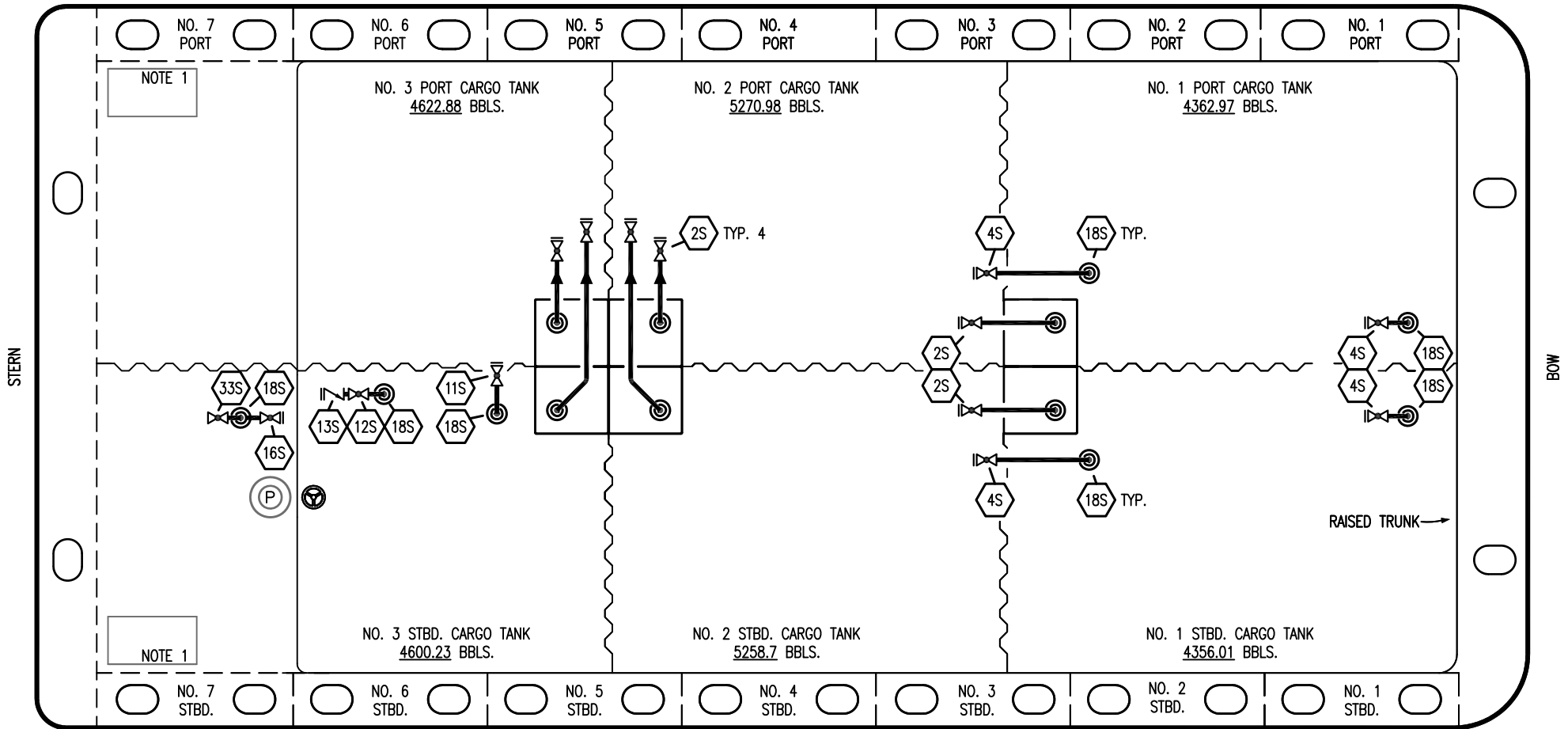
KIRBY INLAND MARINE

VAPOR PIPING FLOW DIAGRAM


SCALE: NONE
PAGE: 2 OF 3

KIRBY 28026 REV. **1**

PORT



STARBOARD

NO	DESCRIPTION
2S	CARGO SUMP SUCTION VALVE
4S	CARGO TANK SUCTION VALVE
11S	LOWER CARGO PIPELINE SUCTION VALVE
12S	RETURN TO CARGO TANK VALVE
13S	RETURN TO CARGO CHECK VALVE
15S	HEADER DISCHARGE VALVE
16S	REMOTE SUCTION CONNECTION
17S	FORWARD CARGO TANK ISOLATION
18S	STRIPPING DROP 
33S	PUMP WELL SUCTION VALVE
—	ABOVE DECK PIPING

NOTE 2: 28S & 32S CONNECT TO 8" CARGO PUMP DISCHARGE PIPING.

NOTE 1: CONTAINMENT P/S

WEST GULF MARINE -- EX: N/A

REV.	DATE	BY	CHK	APP	REVISION DESCRIPTION
1	08/02/23	MRV	DDA	JF	REVISED PER CLIENT COMMENTS
0	11/23/09	RB	RB	OF	APPROVED

KIRBY INLAND MARINE 

**STRIPPING
PIPING FLOW DIAGRAM**

SCALE: NONE
PAGE: 3 OF 3

KIRBY 28026

REV. **1**