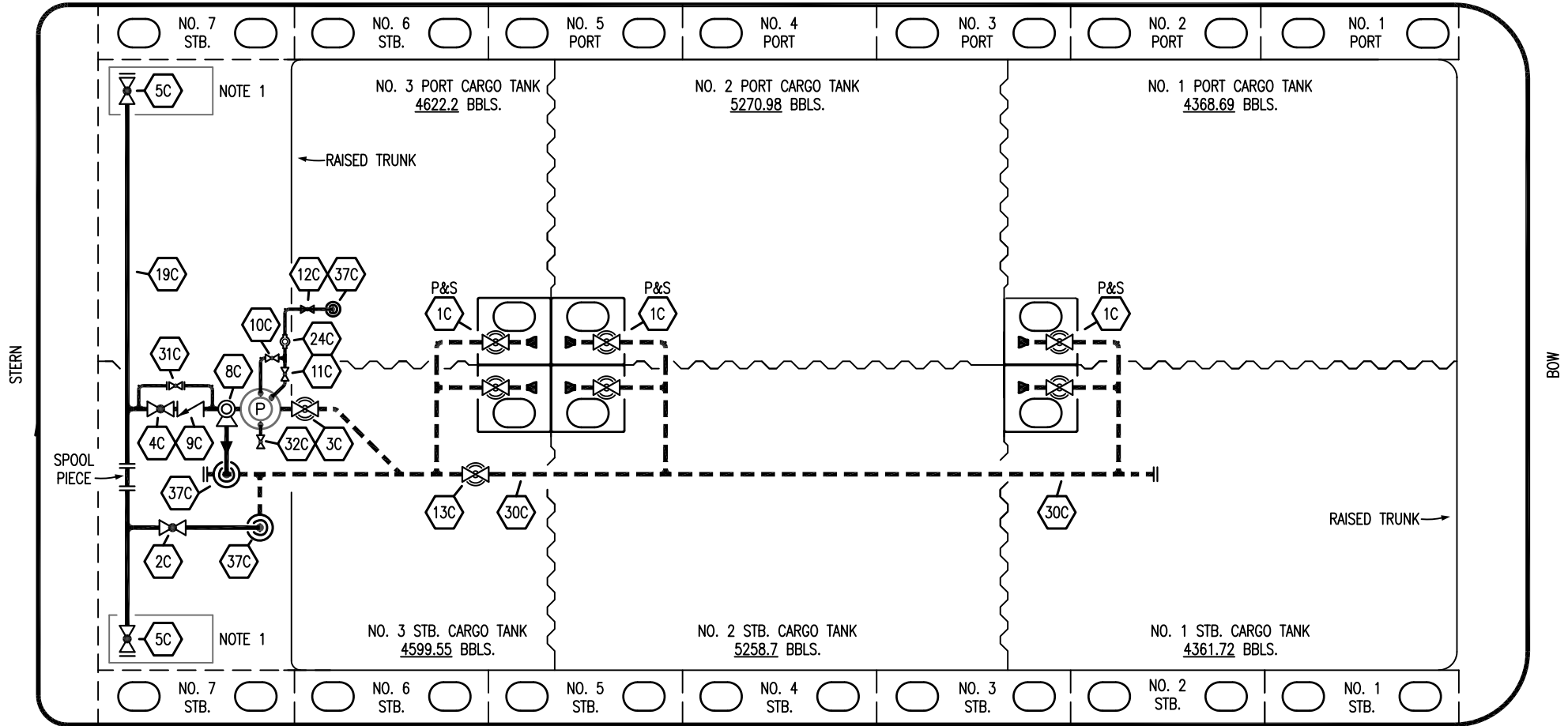


PORT



STERN

BOW

STARBOARD

NO	DESCRIPTION	NO	DESCRIPTION
1C	CARGO TANK VALVE	12C	1" BURP VALVE RETURN TO CARGO TANK
2C	LOAD VALVE	13C	CARGO PIPING BLOCK VALVE
3C	MASTER SUCTION VALVE	19C	CARGO HEADER
4C	DISCHARGE VALVE	24C	1" PIPE FLOW INDICATOR
5C	HEADER VALVE	30C	CARGO PIPELINE
8C	RELIEF VALVE	31C	BYPASS VALVE
9C	CHECK VALVE	32C	DEEP WELL PRIMER VALVE
10C	1" BURP VALVE	37C	CARGO DROP
11C	1" BLEED OFF VALVE		
	ABOVE DECK PIPING		
	BELOW DECK PIPING		

NOTE 1: CONTAINMENT P/S

WEST GULF MARINE -- EX: N/A

REV.	DATE	BY	CHK	APP	REVISION DESCRIPTION
2	06/08/23	MRV	DDA	REM	REVISED PER CLIENT COMMENTS
1	12/08/17	WFB	DDA		REVISED PER CLIENT COMMENTS
0	11/23/09	RB	RB	OF	APPROVED

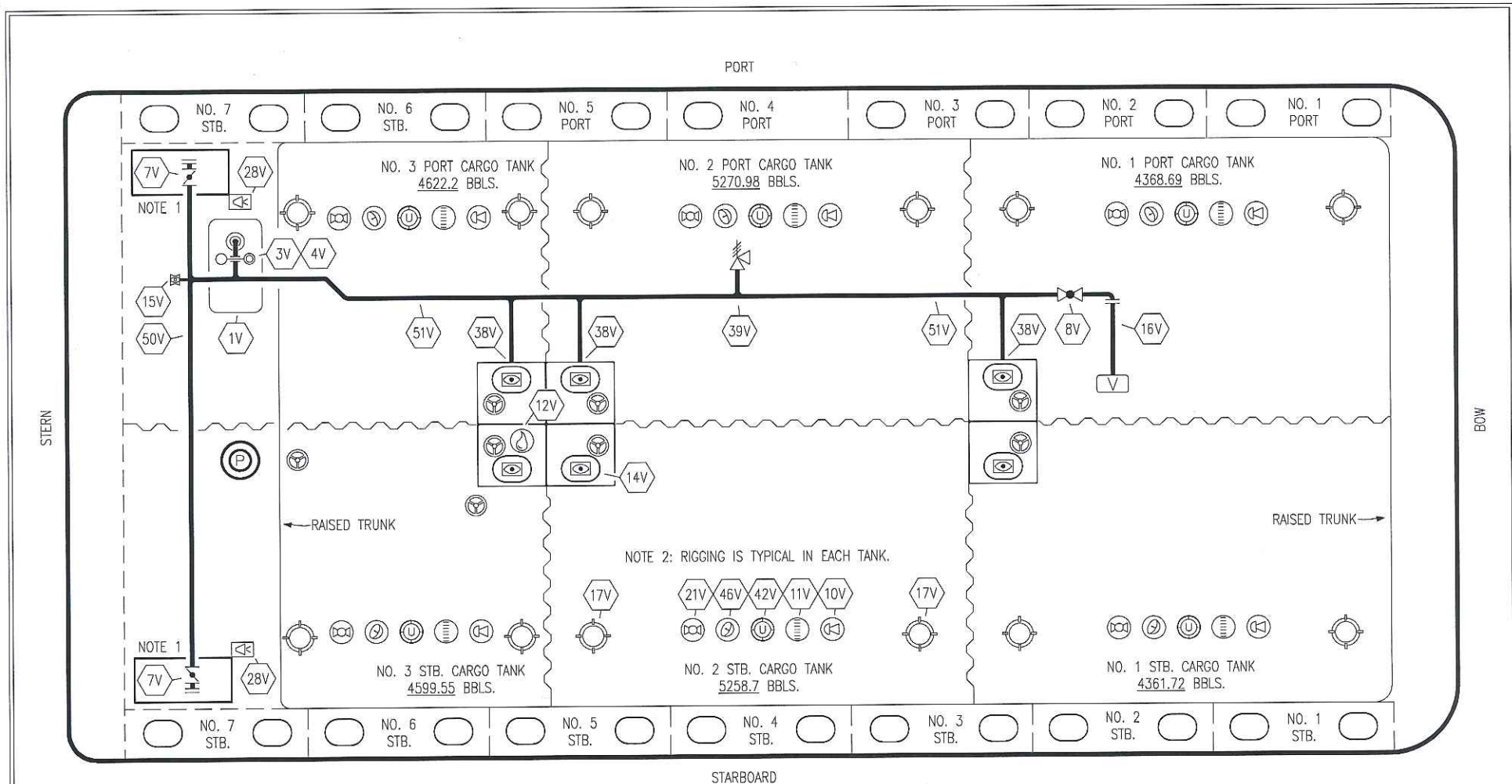
KIRBY INLAND MARINE

**CARGO
PIPING FLOW DIAGRAM**

SCALE: NONE
PAGE: 1 OF 3

KIRBY 28022

REV. **2**



NO	DESCRIPTION	NO	DESCRIPTION
1V	3000 GAL. SLOP TANK	16V	8" VAPOR VENT STACK
3V	2" SLOP TANK VENT PIPING	17V	20" BUTTERWORTH
4V	2" SLOP TANK SPEC VENT VALVE	21V	2" HERMETIC GAUGE
7V	8" HEADER VALVE	38V	8" VAPOR PENETRATION
8V	8" VENT STACK VALVE	39V	6" PRESS/VAC RELIEF VALVE
10V	8" HIGH LEVEL/OVERFILL ALARM	42V	8" ULLAGE HATCH
11V	8" 1-METER GAUGE STICK	46V	2" SOUNDING TUBE
12V	2" HERMETIC SAMPLE	50V	8" VAPOR HEADER
14V	8" SIGHT GLASS	51V	8" VAPOR PIPELINE
15V	2" INSPECTION PORT	—	— ABOVE DECK PIPING

NOTE 1: CONTAINMENT P/S

NOTE 2: RIGGING IS TYPICAL IN EACH TANK.

WEST GULF MARINE - EX: N/A

REV.	DATE	BY	CHK	APP	REVISION DESCRIPTION
0	11/23/09	RB	RB	OF	APPROVED

KIRBY INLAND MARINE

**VAPOR
PIPING FLOW DIAGRAM**

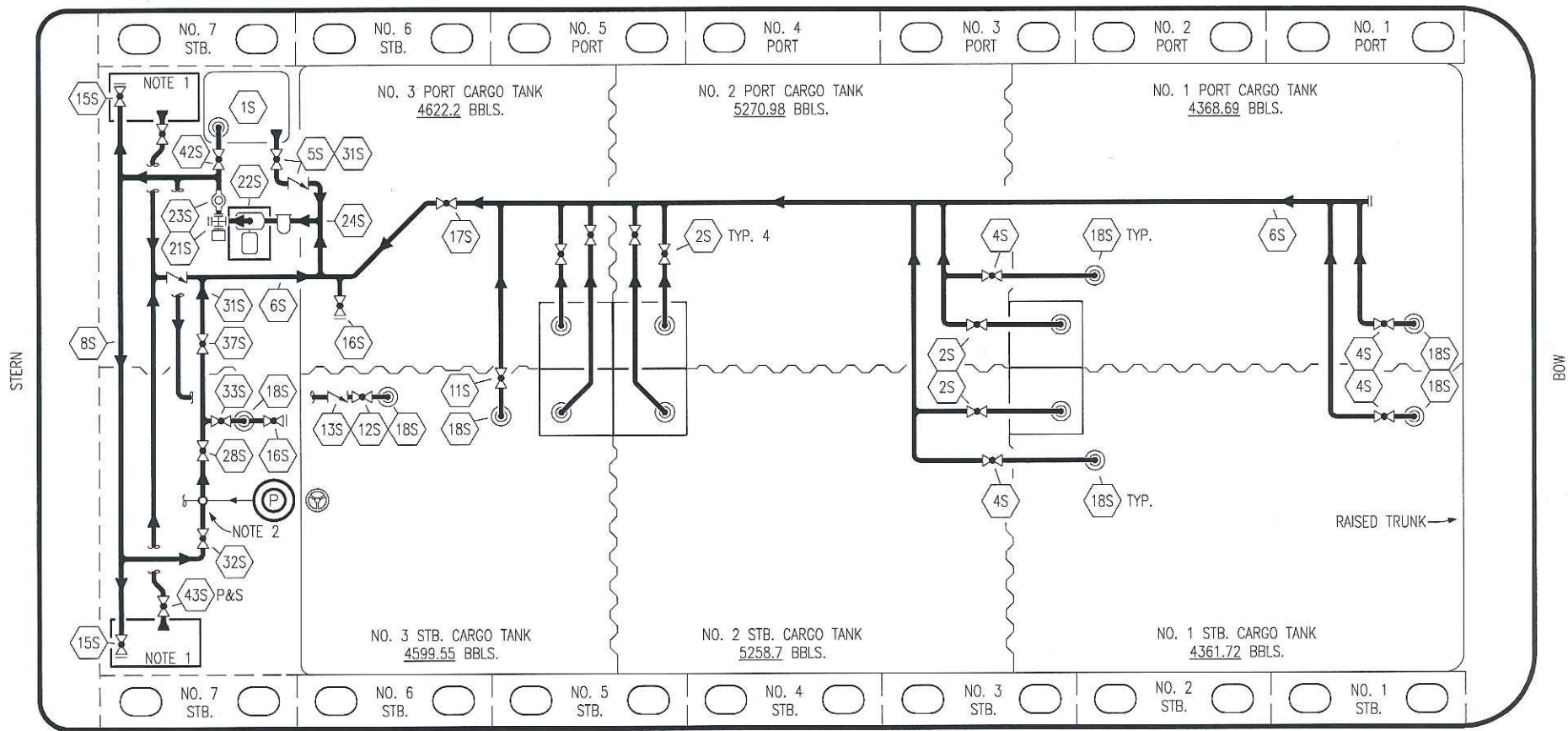
SCALE: NONE

KIRBY 28022

REV. 0

PAGE: 2 OF 3

PORT



NO	DESCRIPTION	NO	DESCRIPTION
1S	3000 GAL. SLOP TANK	17S	FORWARD CARGO TANK ISOLATION
2S	CARGO SUMP SUCTION VALVE	18S	STRIPPING DROP
4S	CARGO TANK SUCTION VALVE	21S	PRIMING POT
5S	SLOP TANK SUCTION VALVE	22S	STRIPPING PUMP
6S	SUCTION HEADER PIPING	23S	2" PIPE SIGHT GLASS
8S	DISCHARGE HEADER PIPING	24S	BASKET STRAINER
11S	LOWER CARGO PIPELINE SUCTION VALVE	28S	CARGO PIPING SUCTION
12S	RETURN TO CARGO TANK VALVE	31S	CHECK VALVE
13S	RETURN TO CARGO CHECK VALVE	32S	PUMP WELL PRIMER VALVE
15S	HEADER DISCHARGE VALVE	33S	PUMP WELL SUCTION VALVE
16S	REMOTE SUCTION CONNECTION	37S	BLOCK VALVE

NO	DESCRIPTION	STARBOARD
42S	SLOP TANK FILL VALVE	NOTE 1: CONTAINMENT P/S
43S	DRIP PAN SUCTION VALVE	NOTE 2: 28S & 32S CONNECT TO 8" CARGO PUMP DISCHARGE PIPING.
— ABOVE DECK PIPING		

WEST GULF MARINE - EX: N/A

						KIRBY INLAND MARINE	
						STRIPPING	
						PIPING FLOW DIAGRAM	
				0 11/23/09 RB RB OF APPROVED		SCALE: NONE	KIRBY 28022
REV.	DATE	BY	CHK	APP	REVISION DESCRIPTION	PAGE: 3 OF 3	