

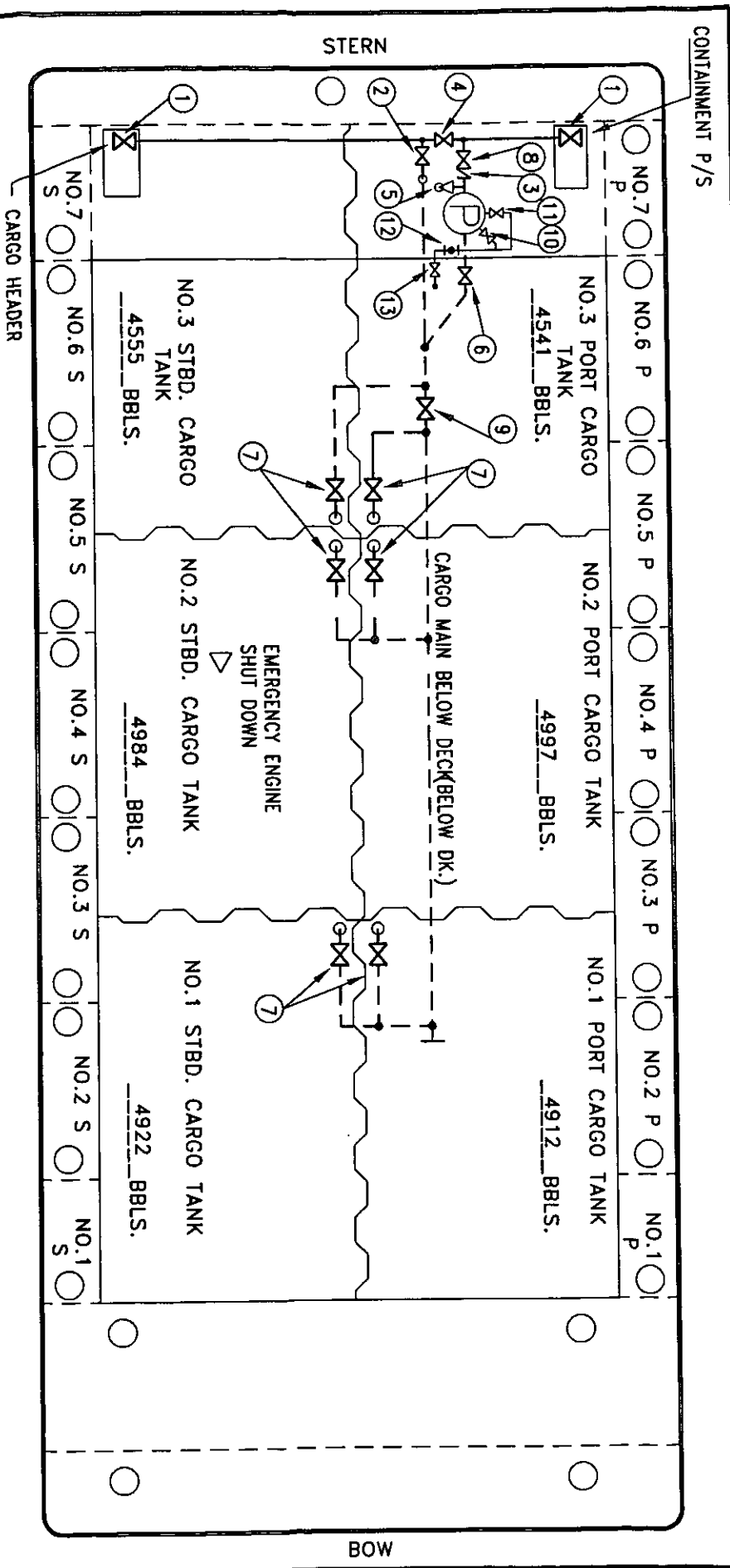


KIRBY 28014



PIPING DIAGRAMS



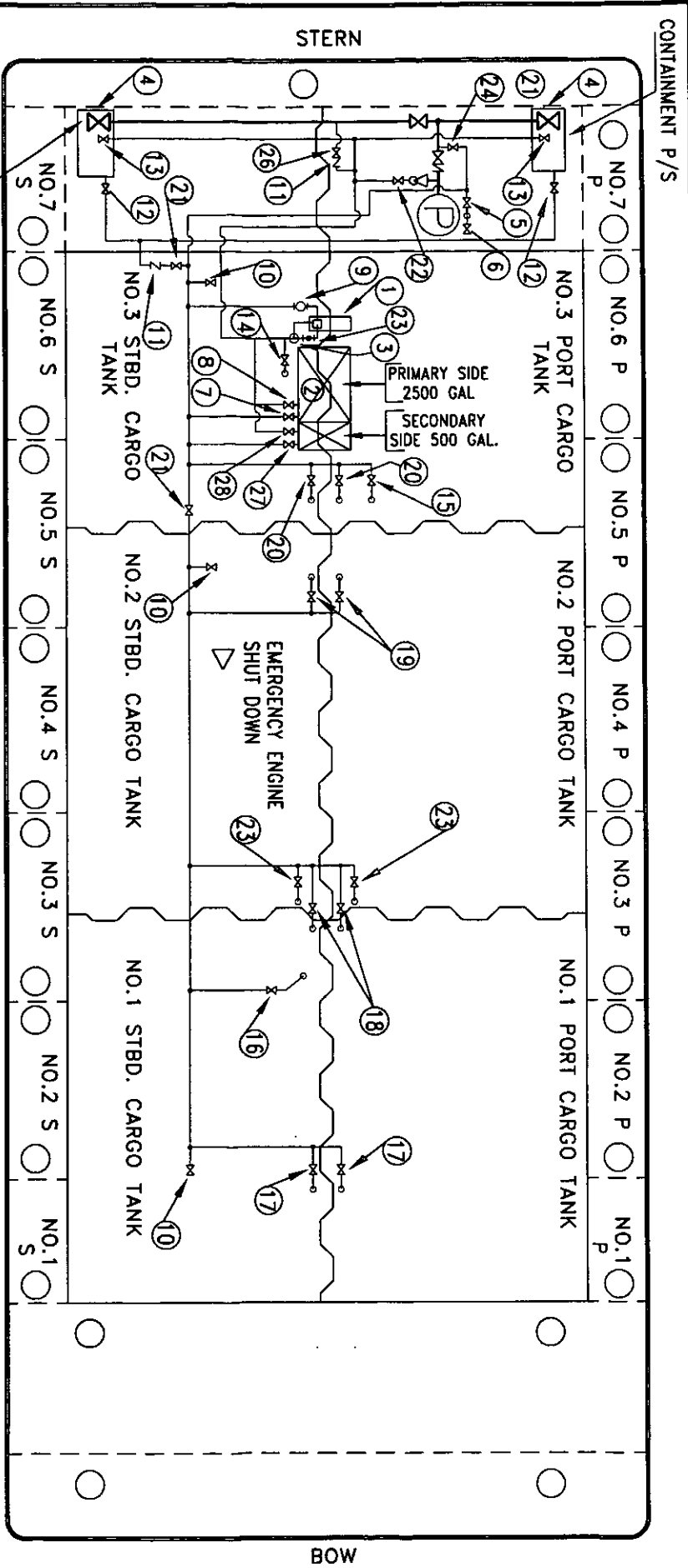


- LEGEND**
- 1. HEADER VALVE
 - 2. LOAD VALVE
 - 3. CHECK VALVE
 - 4. SALVAGE VALVE
 - 5. RELIEF VALVE
 - 6. MASTER SUCTION VALVE
 - 7. CARGO TANK VALVE
 - 8. DISCHARGE VALVE
 - 9. STRIPPING BLOCK VALVE
 - 10. BLEED OFF VALVE
 - 11. BURP LINE VALVE
 - 12. 1" SIGHT GLASS
 - 13. BURP LINE TANK RETURN VALVE

Effective Date:	Revision No.	Page
9/19/01	1	1 of 3

KIRBY 28014
 EX: DXE 2957

**CARGO PIPING
 DIAGRAM**

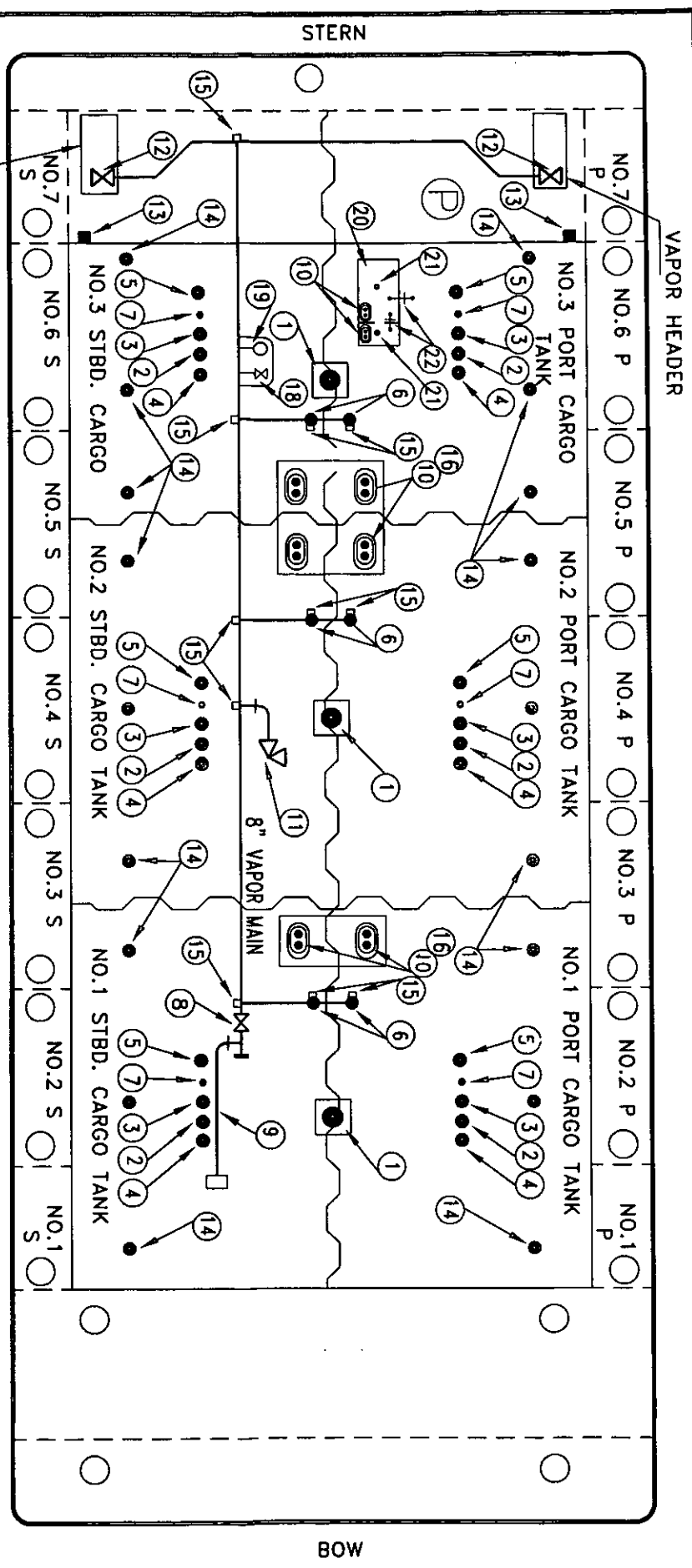


- | | | | | | |
|----|--------------------------|----|-----------------------------|----|-------------------------------|
| NO | DESCRIPTION | NO | DESCRIPTION | NO | DESCRIPTION |
| 1 | STRIPPING PUMP | 11 | CHECK VALVE | 21 | BLOCK VALVE |
| 2 | SLOP TANK | 12 | CONTAINMENT SUCTION | 22 | CARGO PUMP PRIME |
| 3 | PRIME POT | 13 | STRIPPING DISCH. HDR. VALVE | 23 | NO.2 FWD. P/S L.P. SUCTION |
| 4 | CONTAINMENT P/S | 14 | RETURN TO NO.3 STBD. | 24 | 8" DISCHARGE SUCTION |
| 5 | PUMP WELL SUCTION | 15 | AFT CARGO MAIN SUCTION | 25 | 2" SIGHT GLASS |
| 6 | FOREIGN PUMPWELL SUCTION | 16 | FWD. CARGO MAIN SUCTION | 26 | DISCHARGE TO CARGO HEADER |
| 7 | SLOP TANK SUCTION | 17 | NO.1 FWD. P/S L.P. SUCTION | 27 | SLOP TANK SUCTION (SECONDARY) |
| 8 | SLOP TANK INLET | 18 | NO.1 TANK P/S SUCTION | 28 | SLOP TANK INLET (SECONDARY) |
| 9 | STRAINER | 19 | NO.2 TANK P/S SUCTION | | |
| 10 | FOREIGN SUCTION | 20 | NO.3 TANK P/S SUCTION | | |

LEGEND

Effective Date:	Revision No.	Page
9/19/01	1	2 of 3

**STRIPPING SYSTEM
DIAGRAM**
KIRBY 28014
EX: DXE 2957



- | | | |
|-----|------|---------------------------|
| NO | SIZE | DESCRIPTION |
| 1. | 12" | RUPTURE DISC/SPILL VALVE |
| 2. | 8" | HIGH LEVEL STICK GAUGE |
| 3. | 8" | LOW LEVEL STICK GAUGE |
| 4. | 8" | HIGH LEVEL/OVERFILL ALARM |
| 5. | 8" | ULLAGE |
| 6. | 8" | VAPOR PENETRATION |
| 7. | 2" | HERMETIC GAUGE |
| 8. | 8" | STACK VALVE |
| 9. | 8" | VAPOR STACK |
| 10. | 6" | SIGHT GLASSES |

- | | | |
|-----|------|------------------------------|
| NO | SIZE | DESCRIPTION |
| 11. | 8" | PRESS/VAC VALVE |
| 12. | 8" | HEADER VALVE |
| 13. | | HIGH LEVEL/OVERFILL |
| 14. | 14" | ALARM DOCK CONN. |
| 15. | 2" | BUTTERWORTH INSPECTION PORTS |
| 16. | 2" | GAUGE TREE |
| 17. | 2" | HERMETIC SAMPLER ONLY |
| 18. | 1/4" | TEST VALVE CONN. |
| 19. | 1/4" | PRESS/VAC GAUGE |

- | | | |
|-----|------|---------------------|
| NO | SIZE | DESCRIPTION |
| 20. | | SLOP TANK P/V VALVE |
| 21. | | SLOP TANK SPEC. |
| 22. | | VENT VALVE |

Effective Date:	Revision No.	Page
9/19/01	1	3 of 3

VAPOR PIPING, GAUGING
AND OVERFILL
PROTECTION
KIRBY 28014
 EX: DXE 2957