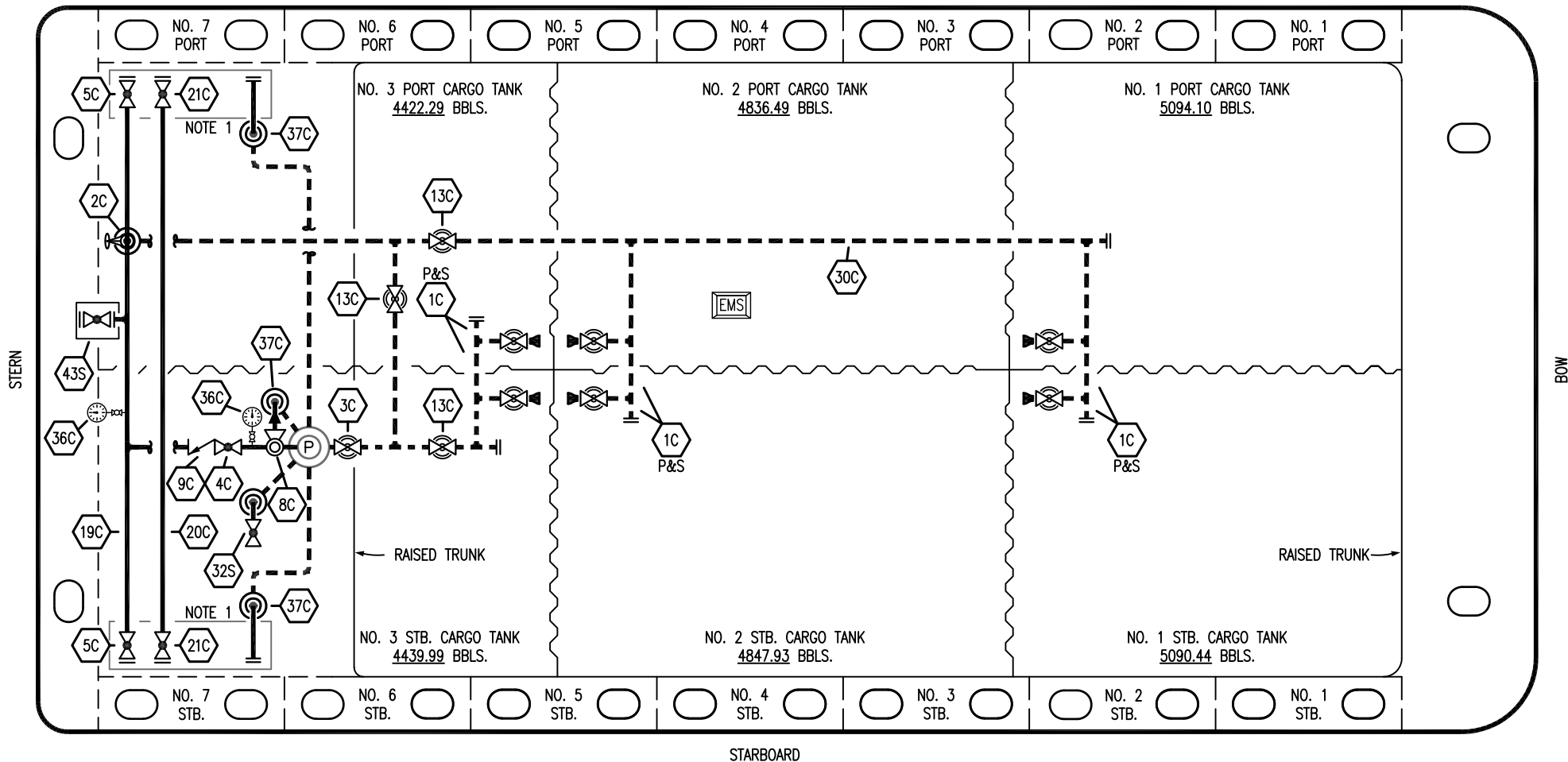


PORT



STARBOARD

- |     |                          |     |                                  |
|-----|--------------------------|-----|----------------------------------|
| NO  | DESCRIPTION              | NO  | DESCRIPTION                      |
| 1C  | CARGO TANK VALVE         | 20C | DUMMY HEADER PIPING              |
| 2C  | LOAD VALVE               | 21C | DUMMY HEADER VALVE               |
| 3C  | MASTER SUCTION VALVE     | 30C | CARGO PIPELINE                   |
| 4C  | DISCHARGE VALVE          | 32S | DEEPWELL STRIPPING VALVE SUCTION |
| 5C  | HEADER VALVE             | 36C | PRESSURE GAUGE                   |
| 8C  | RELIEF VALVE             | 37C | CARGO DROP                       |
| 9C  | CHECK VALVE              | 43S | STERN HEADER VALVE               |
| 13C | CARGO PIPING BLOCK VALVE | --- | ABOVE DECK PIPING                |
| 19C | CARGO HEADER             | --- | BELOW DECK PIPING                |

NOTE 1: CONTAINMENT P/S

REV.	DATE	BY	CHK	APP	REVISION DESCRIPTION
2	12/08/22	MRV	DDA	CW	REVISED PER CLIENT COMMENTS
1	10/29/19	NRB	DDA		REVISED BARGE NAME
0	02/20/19	MRV	DDA		ISSUED FOR APPROVAL

TRINITY

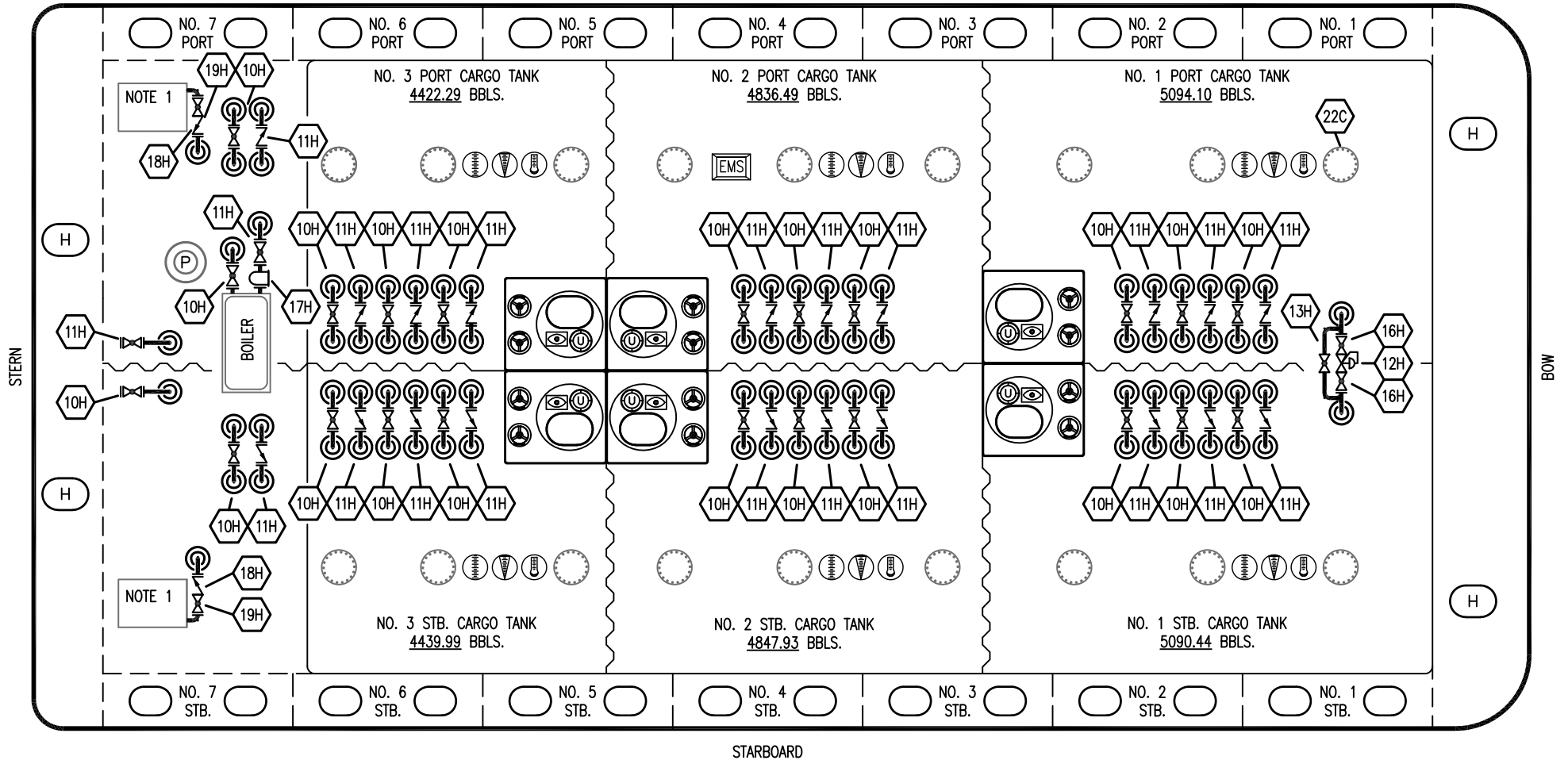
**KIRBY INLAND MARINE**

**CARGO**

**PIPING FLOW DIAGRAM**

SCALE: NONE	<b>KIRBY 27737</b>	REV. 2
PAGE: 1 OF 3		

PORT



STARBOARD

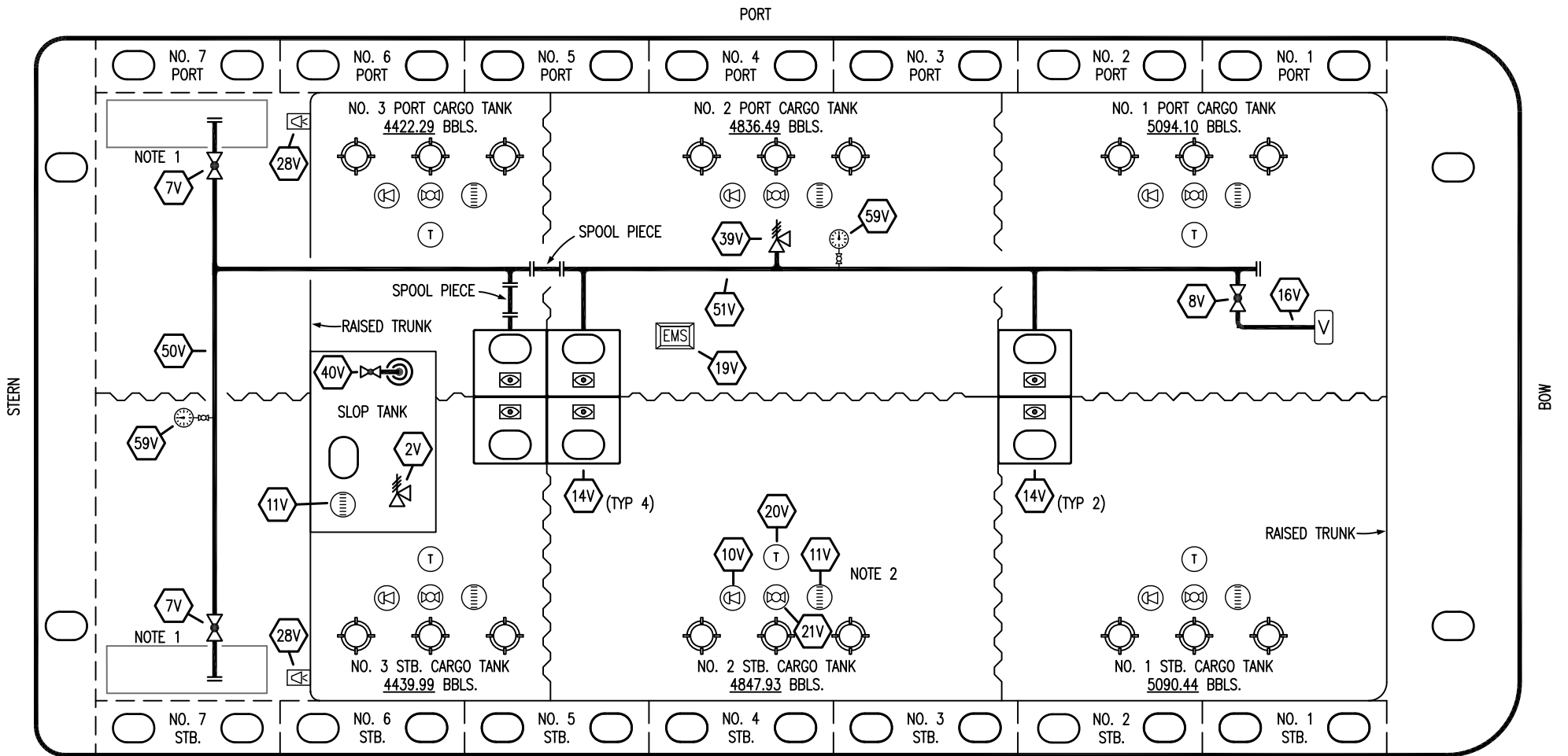
- | NO                  | DESCRIPTION          |
|---------------------|----------------------|
| 10H                 | SUPPLY VALVE         |
| 11H                 | RETURN               |
| 12H                 | PRESSURE REGULATOR   |
| 13H                 | BY-PASS              |
| 16H                 | ISOLATION VALVE      |
| 17H                 | BASKET STRAINER      |
| 18H                 | CHECK VALVE          |
| 19H                 | DRIP PAN DRAIN VALVE |
| — ABOVE DECK PIPING |                      |

NOTE 1: 6 BARREL DRIP PAN

TRINITY

REV.	DATE	BY	CHK	APP	REVISION DESCRIPTION
2	12/08/22	MRV	DDA	CW	REVISED PER CLIENT COMMENTS
1	10/29/19	NRB	DDA		REVISED BARGE NAME
0	02/20/19	MRV	DDA		ISSUED FOR APPROVAL

<b>KIRBY INLAND MARINE</b>	
<b>HOT OIL PIPING FLOW DIAGRAM</b>	
SCALE: NONE	<b>KIRBY 27737</b>
PAGE: 2 of 3	<b>REV. 2</b>



- |     |                            |
|-----|----------------------------|
| NO  | DESCRIPTION                |
| 2V  | PRESS/VAC SLOP TANK RELIEF |
| 7V  | HEADER VALVE               |
| 8V  | VENT STACK VALVE           |
| 10V | HIGH LEVEL/OVERFILL ALARM  |
| 11V | 1-METER GAUGE STICK        |
| 14V | SIGHT GLASS                |
| 16V | VAPOR VENT STACK           |
| 19V | EMERGENCY ENGINE SHUT DOWN |

- |     |  |
|-----|--|
| NO  | DESCRIPTION                              |
| 20V | PORTABLE TEMPERATURE DISPLAY UNIT (PTDU) |
| 21V | HERMETIC GAUGE                           |
| 28V | DOCK CONNECTION ALARM                    |
| 39V | PRESSURE/VACUUM RELIEF VALVE             |
| 40V | SLOP TANK SUCTION VALVE                  |
| 50V | VAPOR HEADER                             |
| 51V | VAPOR PIPELINE                           |
| 59V | PRESS/VAC GAUGE                          |

— ABOVE DECK PIPING

STARBOARD

NOTE 2: TYPICAL RIGGING IN EACH TANK

NOTE 1: CONTAINMENT P/S

REV.	DATE	BY	CHK	APP	REVISION DESCRIPTION
2	12/08/22	MRV	DDA	CW	REVISED PER CLIENT COMMENTS
1	10/29/19	NRB	DDA		REVISED BARGE NAME
0	02/20/19	MRV	DDA		ISSUED FOR APPROVAL

TRINITY

**KIRBY INLAND MARINE**

**VAPOR**

**PIPING FLOW DIAGRAM**

**KIRBY 27737**

SCALE: NONE

PAGE: 3 OF 3

**REV. 2**