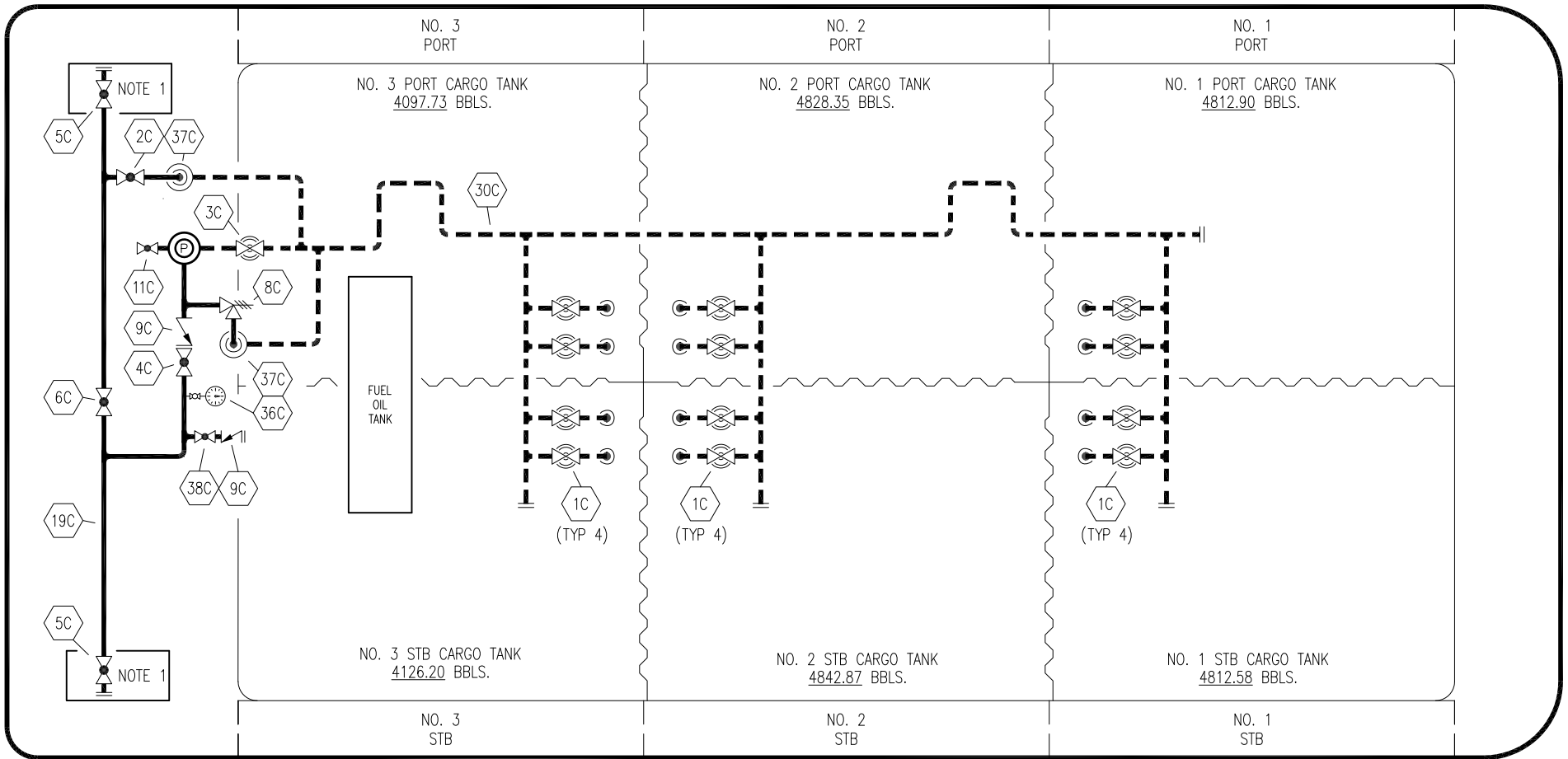


PORT

STERN

BOW

STARBOARD



NO	DESCRIPTION	NO	DESCRIPTION
1C	CARGO TANK VALVE	30C	CARGO PIPELINE
2C	LOAD VALVE	36C	PRESSURE GAUGE
3C	MASTER SUCTION VALVE	37C	CARGO DROP
4C	DISCHARGE VALVE	38C	VALVE
5C	HEADER VALVE	—	— ABOVE DECK PIPING
6C	SALVAGE VALVE	—	— BELOW DECK PIPING
8C	RELIEF VALVE		
9C	CHECK VALVE		
11C	BLEED OFF VALVE		
19C	CARGO HEADER		

NOTE 1: CONTAINMENT P/S

TRINITY MARINE

REV.	DATE	BY	CHK	APP	REVISION DESCRIPTION
2	04/26/19	NRB	DDA		ADDED VAPOR DIAGRAM
1	12/03/18	MRV	DDA	OF	ADDED HOT OIL DIAGRAM
0	06/22/09	RB	FP	OF	APPROVED

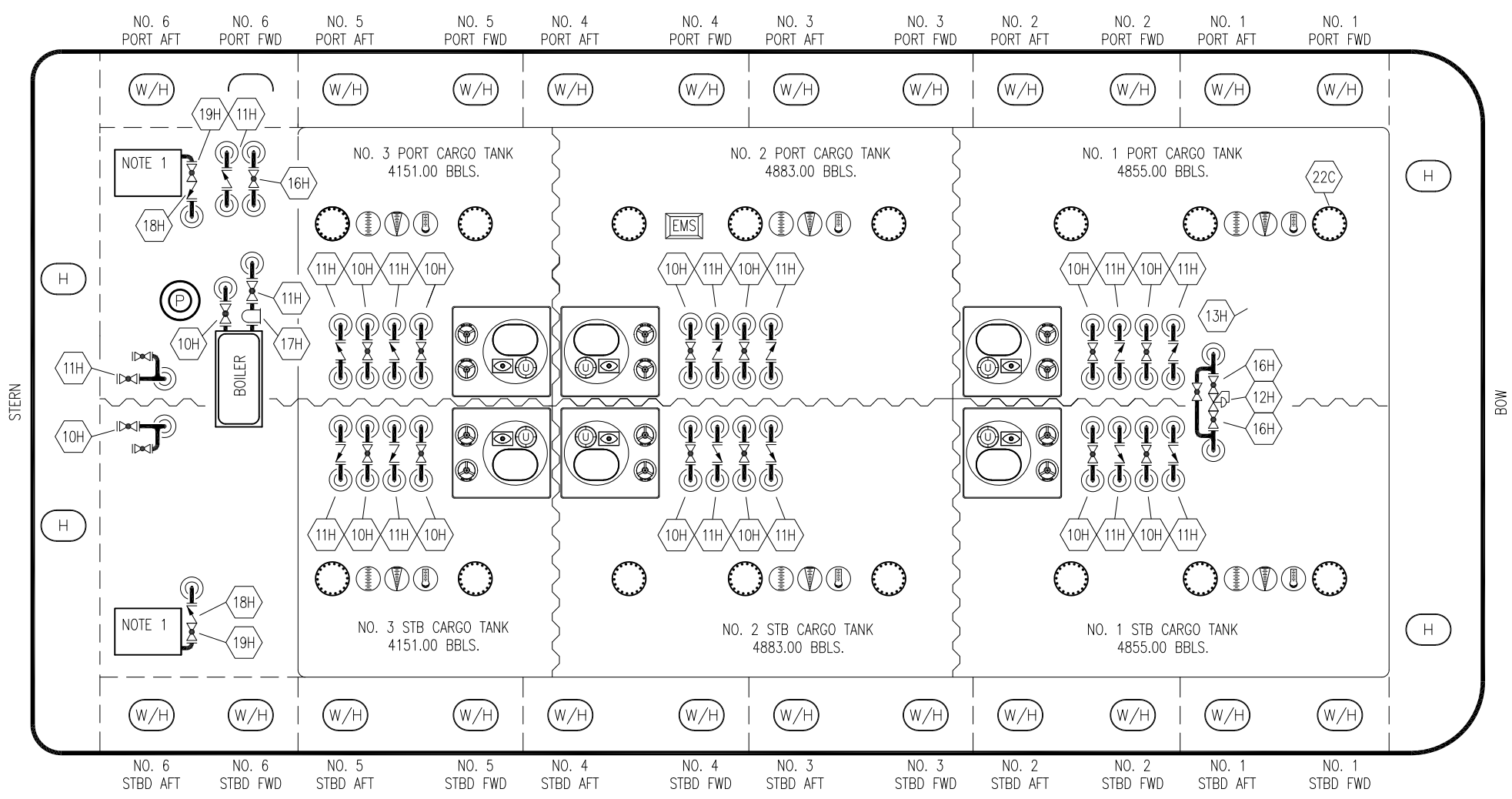
KIRBY INLAND MARINE 

**CARGO
PIPING FLOW DIAGRAM**

SCALE: NONE
PAGE: 1 OF 3

KIRBY 27720

REV. **2**



- | NO | DESCRIPTION |
|-----|----------------------|
| 10H | SUPPLY VALVE |
| 11H | RETURN |
| 12H | PRESSURE REGULATOR |
| 13H | BY-PASS |
| 16H | ISOLATION VALVE |
| 17H | BASKET STRAINER |
| 18H | CHECK VALVE |
| 19H | DRIP PAN DRAIN VALVE |
- ABOVE DECK PIPING

NOTE 1: 6 BARREL DRIP PAN

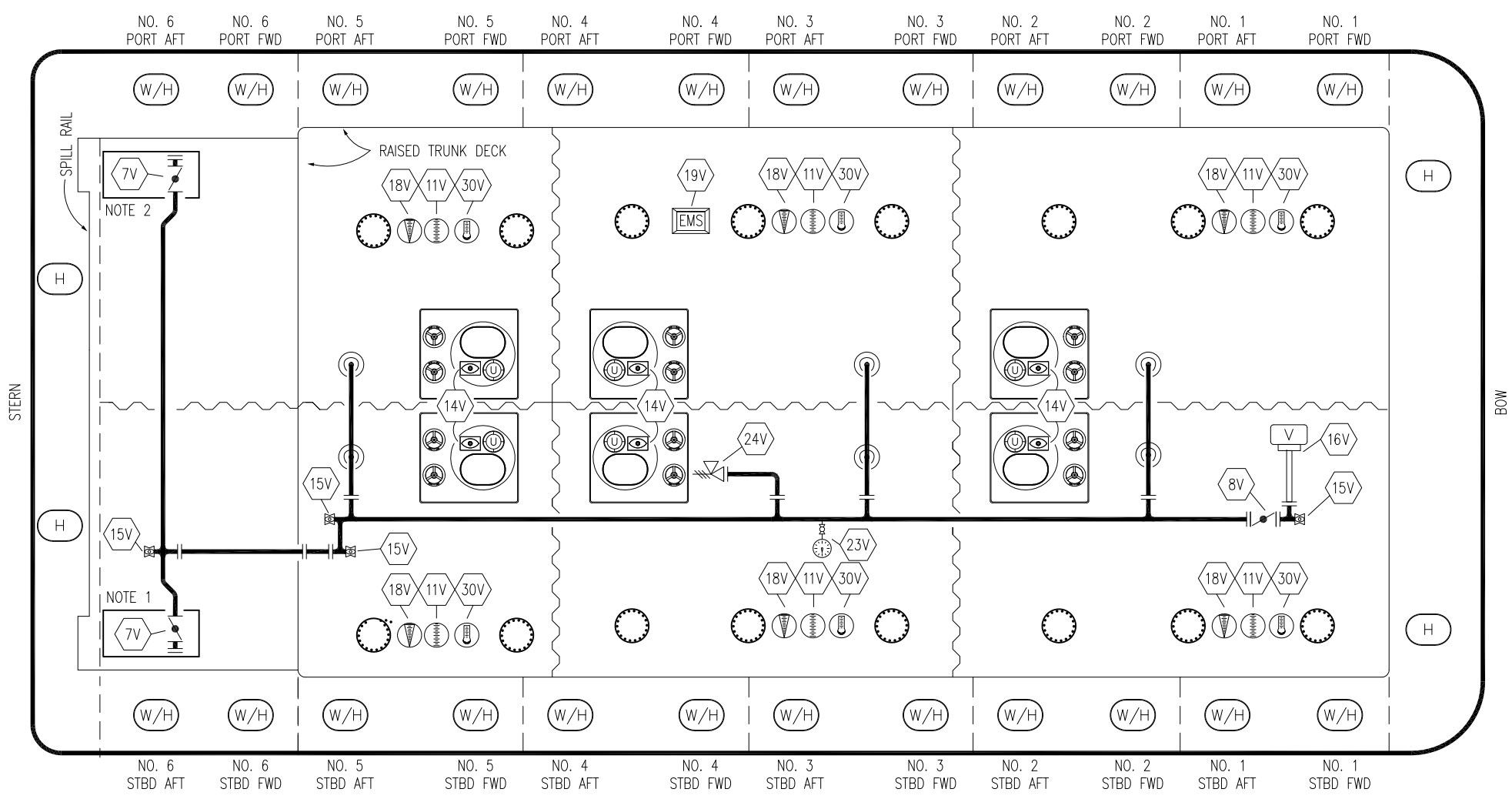
TRINITY MARINE

REV.	DATE	BY	CHK	APP	REVISION DESCRIPTION
1	04/26/19	NRB	DDA		ADDED VAPOR DIAGRAM
0	12/03/18	MRV	DDA	OF	ISSUED FOR APPROVAL

KIRBY INLAND MARINE

HOT OIL
PIPING FLOW DIAGRAM

SCALE: NONE	KIRBY 27720	REV.	1
PAGE: 2 of 3			



NO	SIZE	DESCRIPTION	NO	SIZE	DESCRIPTION
7V	8"	HEADER VALVE	24V	6"	PRESSURE RELIEF VALVE
8V	8"	VENT STACK VALVE	30V	2"	THERMAL WELL BERGAN PTDU
11V		GAUGE STICK + ALARM			
14V		SIGHT GLASS			
15V		INSPECTION PORT			
16V	8"	VAPOR VENT STACK			
18V		OPEN GAUGE TUBE			
19V		EMERGENCY SHUTDOWN SYSTEM			
23V		PRESSURE GAUGE			

NOTE 1: 6 BARREL DRIP PAN
 ABOVE DECK PIPING ———

TRINITY MARINE

0	04/26/19	NRB	DDA		ISSUED FOR APPROVAL
REV.	DATE	BY	CHK	APP	REVISION DESCRIPTION

KIRBY INLAND MARINE

**VAPOR
PIPING FLOW DIAGRAM**

SCALE: NONE	KIRBY 27720	REV. 0
PAGE: 3 OF 3		