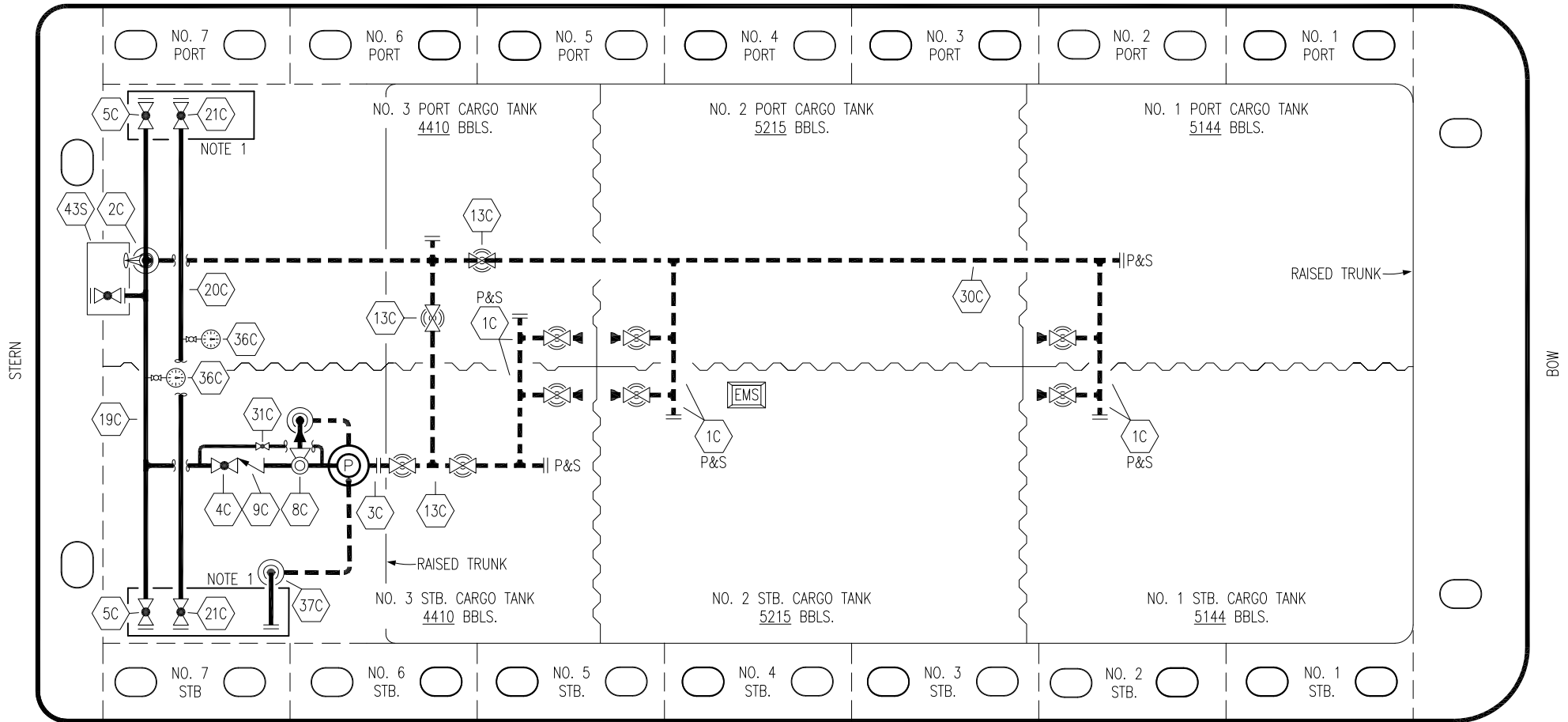



PORT



STARBOARD

NO	DESCRIPTION	NO	DESCRIPTION
1C	CARGO TANK VALVE	20C	DUMMY HEADER PIPING
2C	LOAD VALVE	21C	DUMMY HEADER VALVE
3C	MASTER SUCTION VALVE	30C	CARGO PIPELINE
4C	DISCHARGE VALVE	31C	BYPASS VALVE
5C	HEADER VALVE	36C	PRESSURE GAUGE
6C	SALVAGE VALVE	37C	CARGO DROP 
8C	RELIEF VALVE	43S	STERN HEADER VALVE
9C	CHECK VALVE	—	— ABOVE DECK PIPING
13C	CARGO PIPING BLOCK VALVE	---	--- BELOW DECK PIPING
19C	CARGO HEADER		

NOTE 1: CONTAINMENT P/S

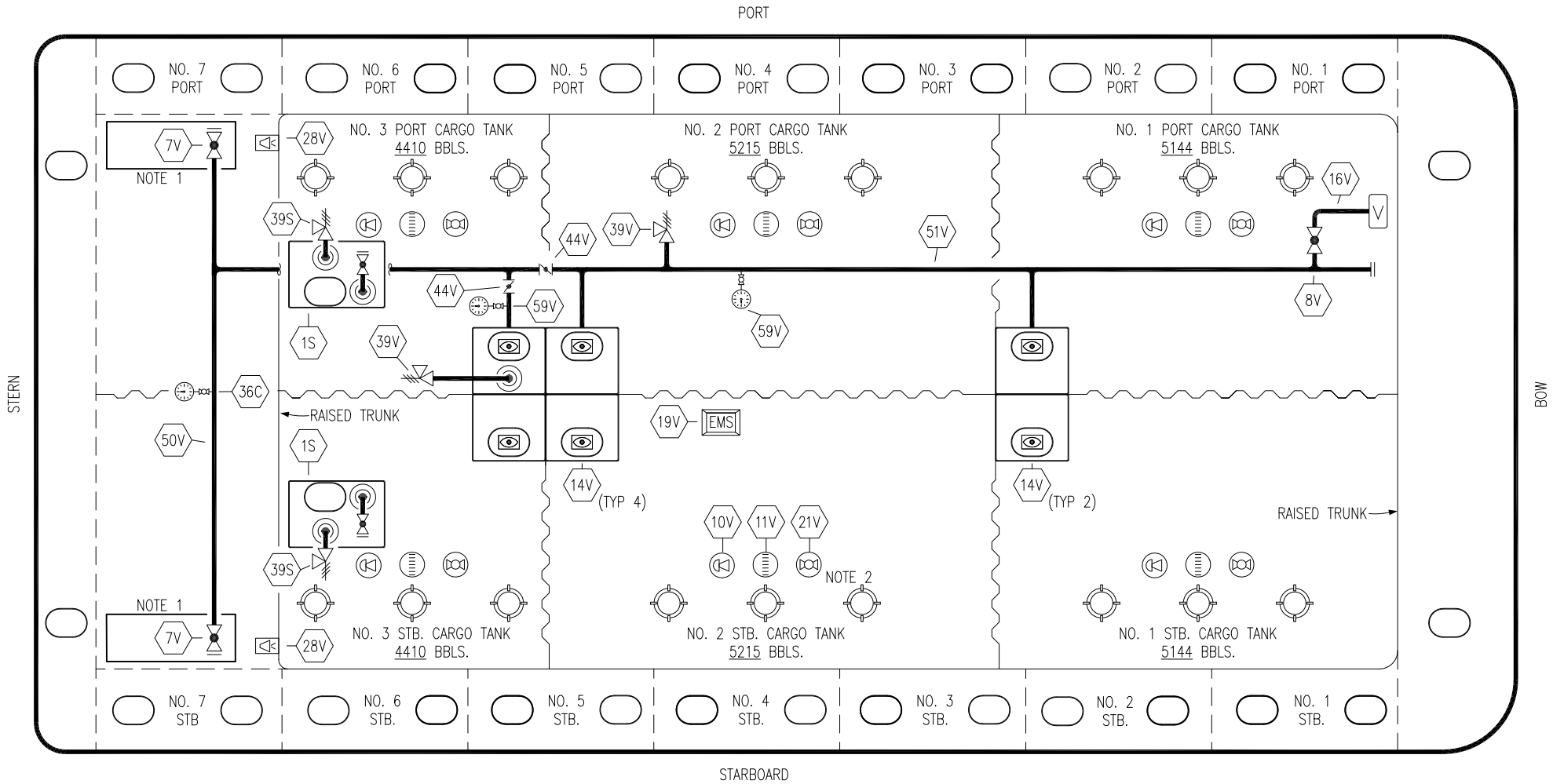
REV.	DATE	BY	CHK	APP	REVISION DESCRIPTION
1	10/10/19	NRB	DDA		REVISED PER CLIENT COMMENTS
0	02/20/19	MRV	DDA		ISSUED FOR APPROVAL

WEST GULF

KIRBY INLAND MARINE 

**CARGO
PIPING FLOW DIAGRAM**

KIRBY 27018	REV. 1
SCALE: NONE	PAGE: 1 OF 3



NO	DESCRIPTION	NO	DESCRIPTION
1S	SLOP TANK	36C	PRESSURE GAUGE
7V	8" HEADER VALVE	38V	8" VAPOR PENETRATION (⊙)
8V	8" VENT STACK VALVE	39V	PRESSURE/VACUUM RELIEF VALVE
10V	HIGH LEVEL/OVERFILL ALARM	39S	P/V VALVE
11V	1-METER GAUGE STICK	44V	BUTTERFLY VALVE
14V	SIGHT GLASS	50V	8" VAPOR HEADER
16V	VAPOR VENT STACK	51V	8" VAPOR PIPELINE
19V	EMERGENCY ENGINE SHUT DOWN	59V	PRESS/VAC GAUGE
21V	2" HERMETIC GAUGE	—	ABOVE DECK PIPING
28V	DOCK CONNECTION ALARM		

NOTE 2: TYPICAL RIGGING IN EACH TANK

NOTE 1: CONTAINMENT P/S

REV.	DATE	BY	CHK	APP	REVISION DESCRIPTION
1	10/10/19	NRB	DDA		REVISED PER CLIENT COMMENTS
0	02/20/19	MRV	DDA		ISSUED FOR APPROVAL

WEST GULF

KIRBY INLAND MARINE

**VAPOR
PIPING FLOW DIAGRAM**

SCALE: NONE	KIRBY 27018
PAGE: 2 OF 3	REV. 1

