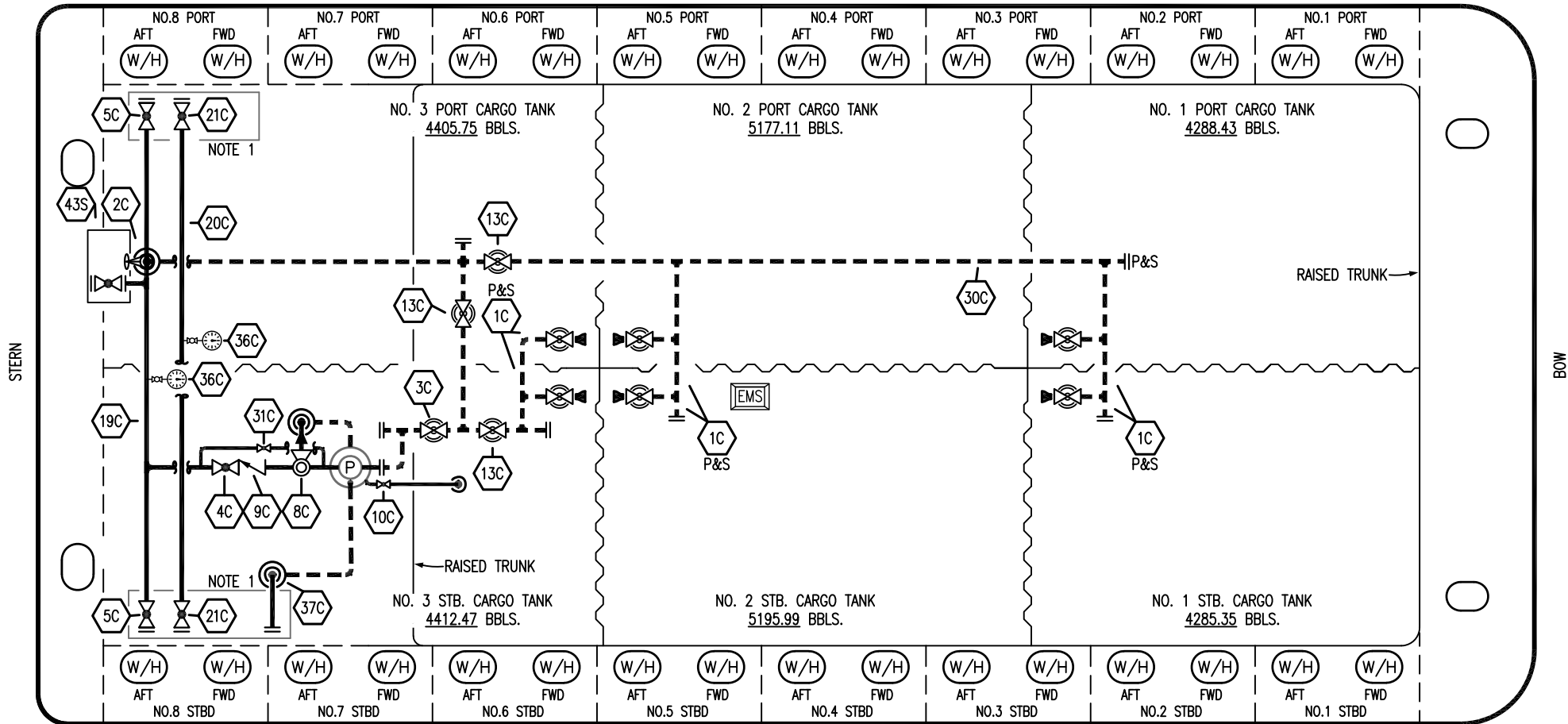


PORT



STARBOARD

NO	DESCRIPTION	NO	DESCRIPTION
1C	CARGO TANK VALVE	20C	DUMMY HEADER PIPING
2C	LOAD VALVE	21C	DUMMY HEADER VALVE
3C	MASTER SUCTION VALVE	30C	CARGO PIPELINE
4C	DISCHARGE VALVE	31C	BYPASS VALVE
5C	HEADER VALVE	36C	PRESSURE GAUGE
6C	SALVAGE VALVE	37C	CARGO DROP
8C	RELIEF VALVE	43S	STERN HEADER VALVE
9C	CHECK VALVE	—	— ABOVE DECK PIPING
10C	BURP VALVE	---	--- BELOW DECK PIPING
13C	CARGO PIPING BLOCK VALVE		
19C	CARGO HEADER		

NOTE 1: CONTAINMENT P/S

TRINITY MARINE — EX CTCO 320

REV.	DATE	BY	CHK	APP	REVISION DESCRIPTION
2	01/08/24	MRV	DDA	LEP	REVISED PER CLIENT COMMENTS
1	11/11/19	NRB	DDA		REVISED PER CLIENT COMMENTS
0	02/11/19	MRV	DDA		ISSUED FOR APPROVAL

KIRBY INLAND MARINE

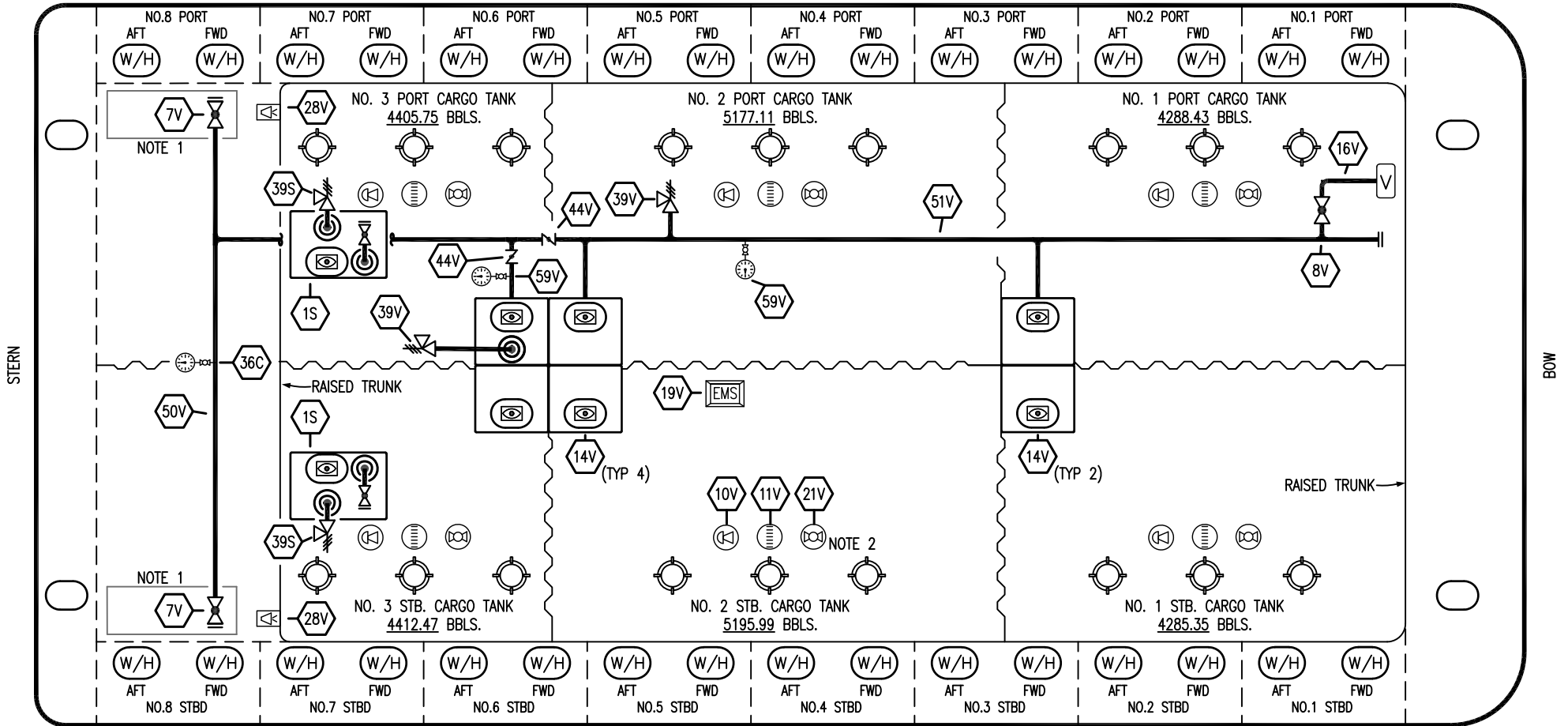
**CARGO
PIPING FLOW DIAGRAM**

SCALE: NONE
PAGE: 1 OF 3

KIRBY 27010

REV. **2**

PORT



STARBOARD

- | | | | |
|-----|----------------------------|-----|-----------------------|
| NO | DESCRIPTION | NO | DESCRIPTION |
| 1S | SLOP TANK | 28V | DOCK CONNECTION ALARM |
| 7V | 8" HEADER VALVE | 36C | PRESSURE GAUGE |
| 8V | 8" VENT STACK VALVE | 38V | 8" VAPOR PENETRATION |
| 10V | HIGH LEVEL/OVERFILL ALARM | 39S | P/V VALVE |
| 11V | 1-METER GAUGE STICK | 44V | BUTTERFLY VALVE |
| 14V | SIGHT GLASS | 50V | 8" VAPOR HEADER |
| 16V | VAPOR VENT STACK | 51V | 8" VAPOR PIPELINE |
| 19V | EMERGENCY ENGINE SHUT DOWN | 59V | PRESS/VAC GAUGE |
| 21V | 2" HERMETIC GAUGE | — | ABOVE DECK PIPING |

NOTE 2: TYPICAL RIGGING IN EACH TANK
 NOTE 1: CONTAINMENT P/S

TRINITY MARINE — EX CTCO 320

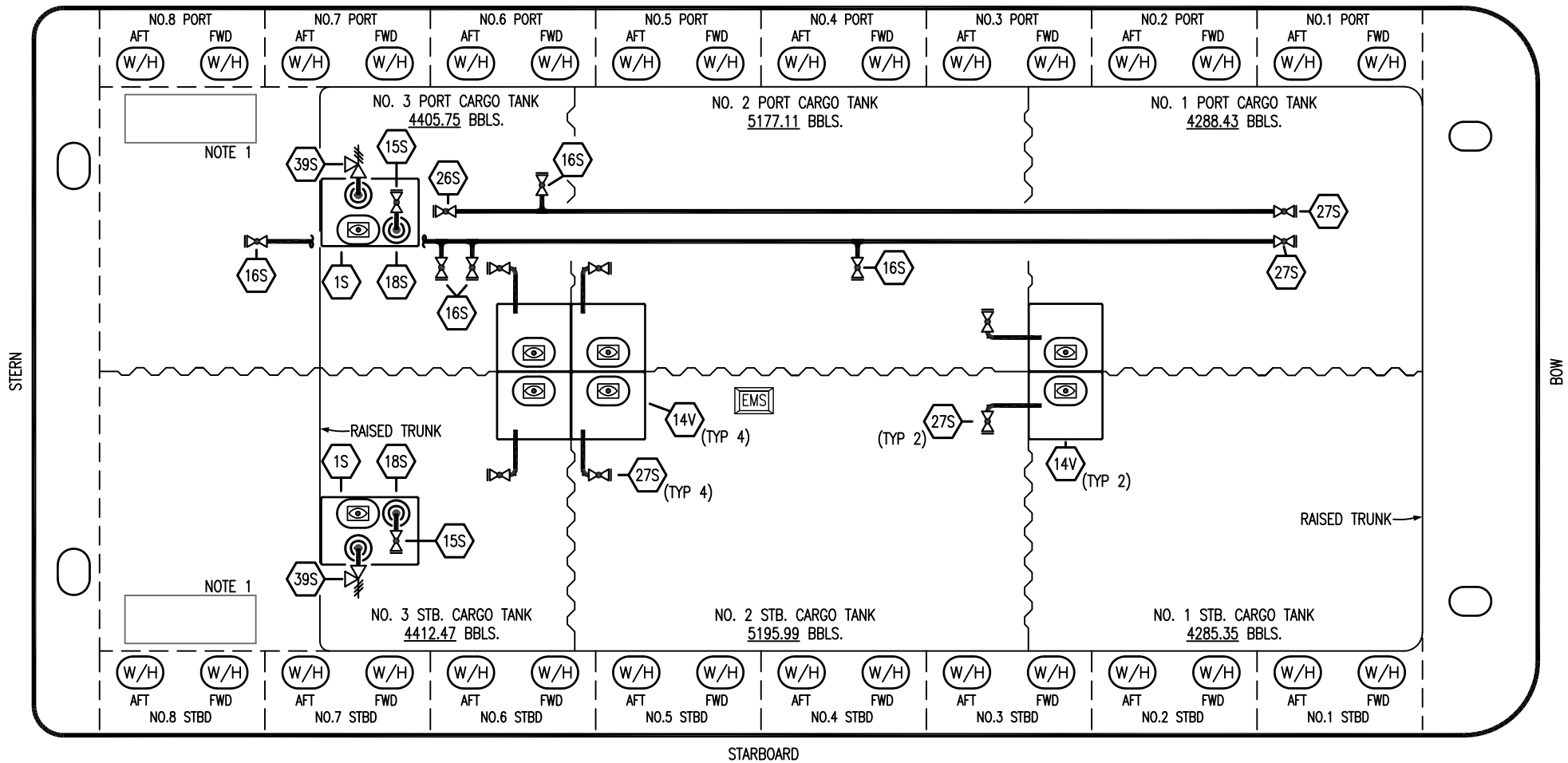
REV.	DATE	BY	CHK	APP	REVISION DESCRIPTION
1	01/08/24	MRV	DDA	LEP	REVISED PER CLIENT COMMENTS
0	02/11/19	MRV	DDA		ISSUED FOR APPROVAL

KIRBY INLAND MARINE

VAPOR PIPING FLOW DIAGRAM

SCALE: NONE	KIRBY 27010	REV.
PAGE: 2 OF 3		1

PORT



STARBOARD

- | | | | |
|-----|--------------------------------|-------|-------------------|
| NO | DESCRIPTION | NO | DESCRIPTION |
| 1S | SLOP TANK | 36C | PRESSURE GAUGE |
| 2S | CARGO SUMP SUCTION VALVE | 39S | P/V VALVE |
| 14V | SIGHT GLASS | — | ABOVE DECK PIPING |
| 15S | DISCHARGE VALVE | - - - | BELOW DECK PIPING |
| 16S | REMOTE SUCTION CONNECTION | | |
| 18S | TYP. STRIPPING PENETRATION (⊙) | | |
| 19V | EMERGENCY ENGINE SHUT DOWN | | |
| 26S | STRIPPING HEADER BLOCK VALVE | | |
| 27S | SUMP SUCTION VALVE | | |

NOTE 1: CONTAINMENT P/S

TRINITY MARINE — EX CTCO 320

REV.	DATE	BY	CHK	APP	REVISION DESCRIPTION
1	01/08/24	MRV	DDA	LEP	REVISED PER CLIENT COMMENTS
0	02/11/19	MRV	DDA		ISSUED FOR APPROVAL

KIRBY INLAND MARINE 

**STRIPPING
PIPING FLOW DIAGRAM**

SCALE: NONE
PAGE: 3 OF 3

KIRBY 27010

REV
1