

| NO  | DESCRIPTION                     | NO  | DESCRIPTION                       |
|-----|---------------------------------|-----|-----------------------------------|
| 1C  | CARGO TANK VALVE                | 15C | BYPASS VALVE (AROUND CHECK VALVE) |
| 3C  | MASTER SUCTION VALVE            | 19C | CARGO HEADER                      |
| 4C  | DISCHARGE VALVE                 | 24C | FLOW INDICATOR                    |
| 5C  | HEADER VALVE                    | 30C | CARGO PIPELINE                    |
| 6C  | SALVAGE VALVE                   | 37C | CARGO DROP                        |
| 7C  | STRIPPING BLOCK VALVE           | 40C | INSPECTION PORT                   |
| 8C  | CARGO PUMP RELIEF VALVE         | 41C | SUCTION BLOCK VALVE               |
| 9C  | CHECK VALVE                     | —   | — ABOVE DECK PIPING               |
| 10C | BURP VALVE                      | --- | --- BELOW DECK PIPING             |
| 12C | BURP VALVE RETURN TO CARGO TANK |     |                                   |
| 13C | CARGO PIPING BLOCK VALVE        |     |                                   |

TRINITY - EX: HW 2523

| REV. | DATE     | BY  | CHK | APP | REVISION DESCRIPTION        |
|------|----------|-----|-----|-----|-----------------------------|
| 3    | 01/13/20 | MRV | DDA |     | REVISED PER CLIENT COMMENTS |
| 2    | 01/13/17 | WFB | DDA |     | REVISED PER CLIENT COMMENTS |
| 1    | 07/22/09 | LT  | DA  | BR  | REV. PER FIELD INSP.        |
| 0    | 02/09/09 | LT  | RB  | OF  | APPROVED                    |

KIRBY INLAND MARINE

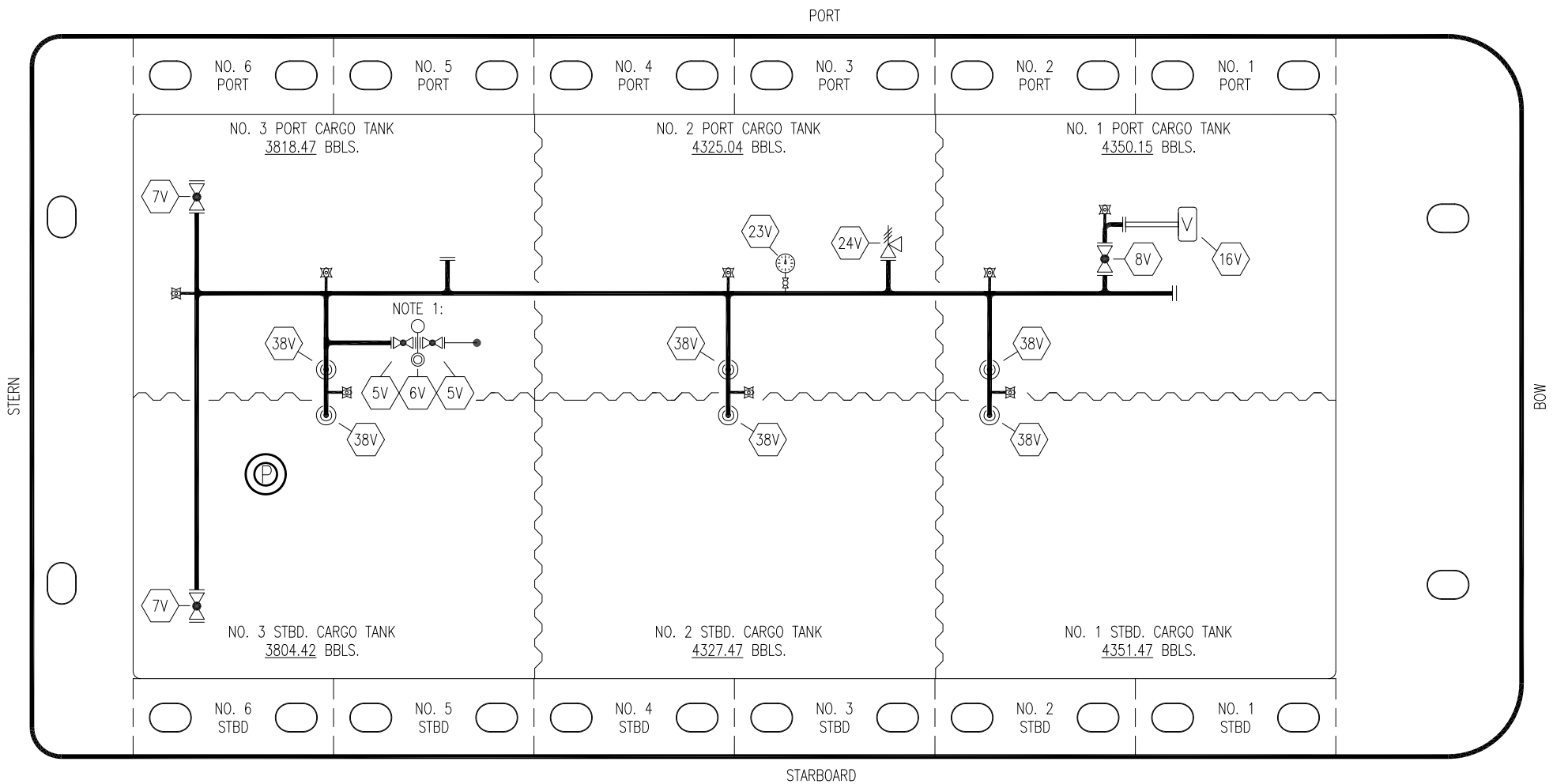
CARGO

PIPING FLOW DIAGRAM

KIRBY 24702

REV. 3

SCALE: NONE  
PAGE: 1 OF 4



- | NO  | DESCRIPTION           |
|-----|-----------------------|
| 5V  | BLOCK VALVE           |
| 6V  | SPECTACLE BLIND       |
| 7V  | HEADER VALVE          |
| 8V  | VENT STACK VALVE      |
| 16V | VAPOR VENT STACK      |
| 23V | PRESSURE GAUGE        |
| 24V | PRESSURE RELIEF VALVE |
| 38V | VAPOR DROP            |
| —   | ABOVE DECK PIPING     |

NOTE 1: CONTINUED ON STRIPPING DWG.

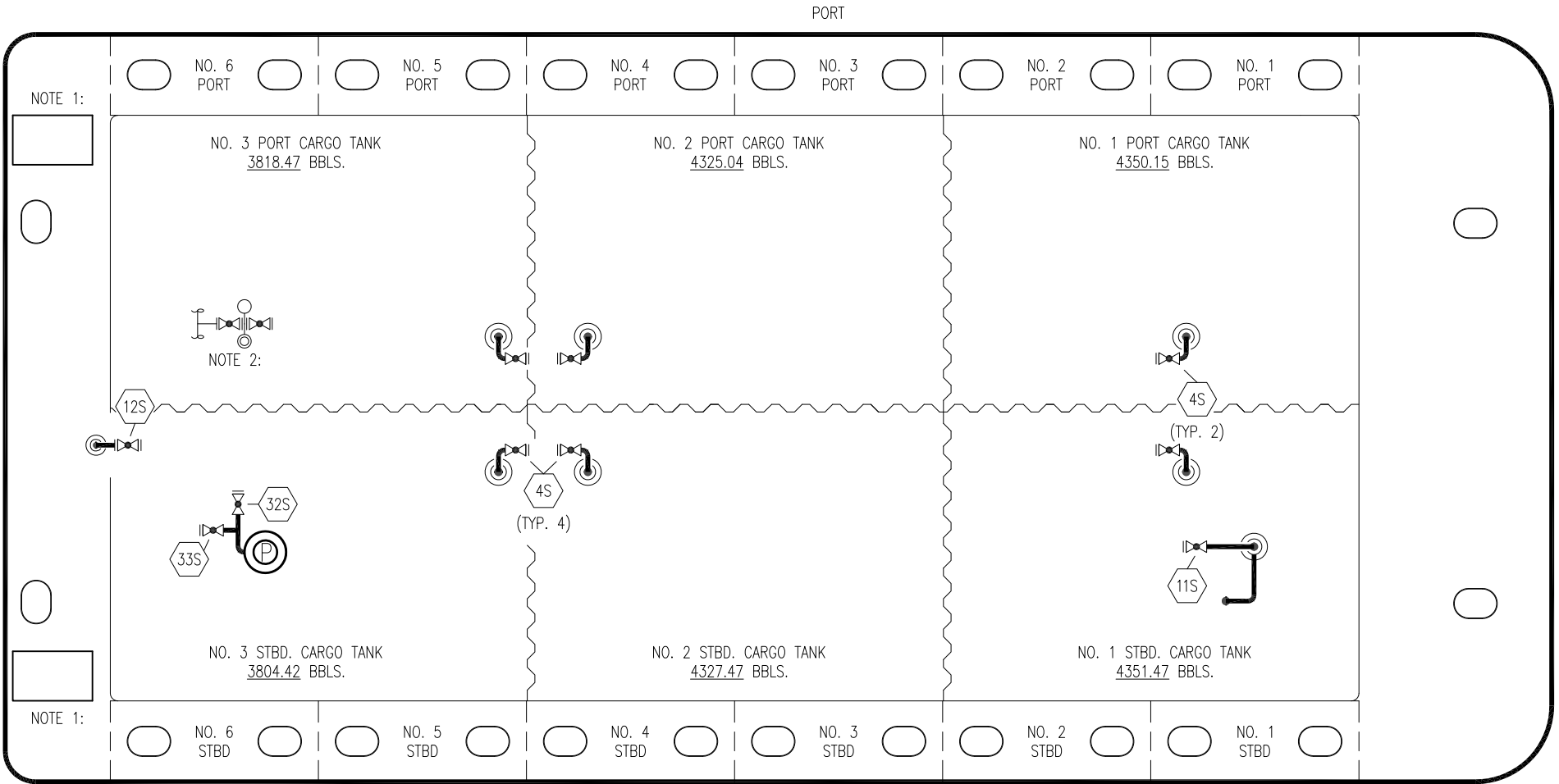
TRINITY – EX: HW 2523

| REV. | DATE     | BY  | CHK | APP | REVISION DESCRIPTION        |
|------|----------|-----|-----|-----|-----------------------------|
| 2    | 01/13/20 | MRV | DDA |     | REVISED PER CLIENT COMMENTS |
| 1    | 07/23/09 | LT  | DA  | BR  | REV. PER FIELD INSP.        |
| 0    | 02/09/09 | LT  | RB  | OF  | APPROVED                    |

KIRBY INLAND MARINE

VAPOR  
PIPING FLOW DIAGRAM

|              |             |        |
|--------------|-------------|--------|
| SCALE: NONE  | KIRBY 24702 | REV. 2 |
| PAGE: 2 OF 4 |             |        |



- NO DESCRIPTION
- 4S CARGO TANK SUCTION VALVE
- 11S LOWER CARGO PIPELINE SUCTION VALVE
- 12S RETURN TO CARGO TANK VALVE
- 18S STRIPPING DROP
- 32S PUMP WELL PRIMER VALVE
- 33S PUMP WELL SUCTION
- 43S DRIP PAN SUCTION VALVE
- ABOVE DECK PIPING

NOTE 1: CONTAINMENT P&S  
 NOTE 2: CONTINUED ON VAPOR DWG.

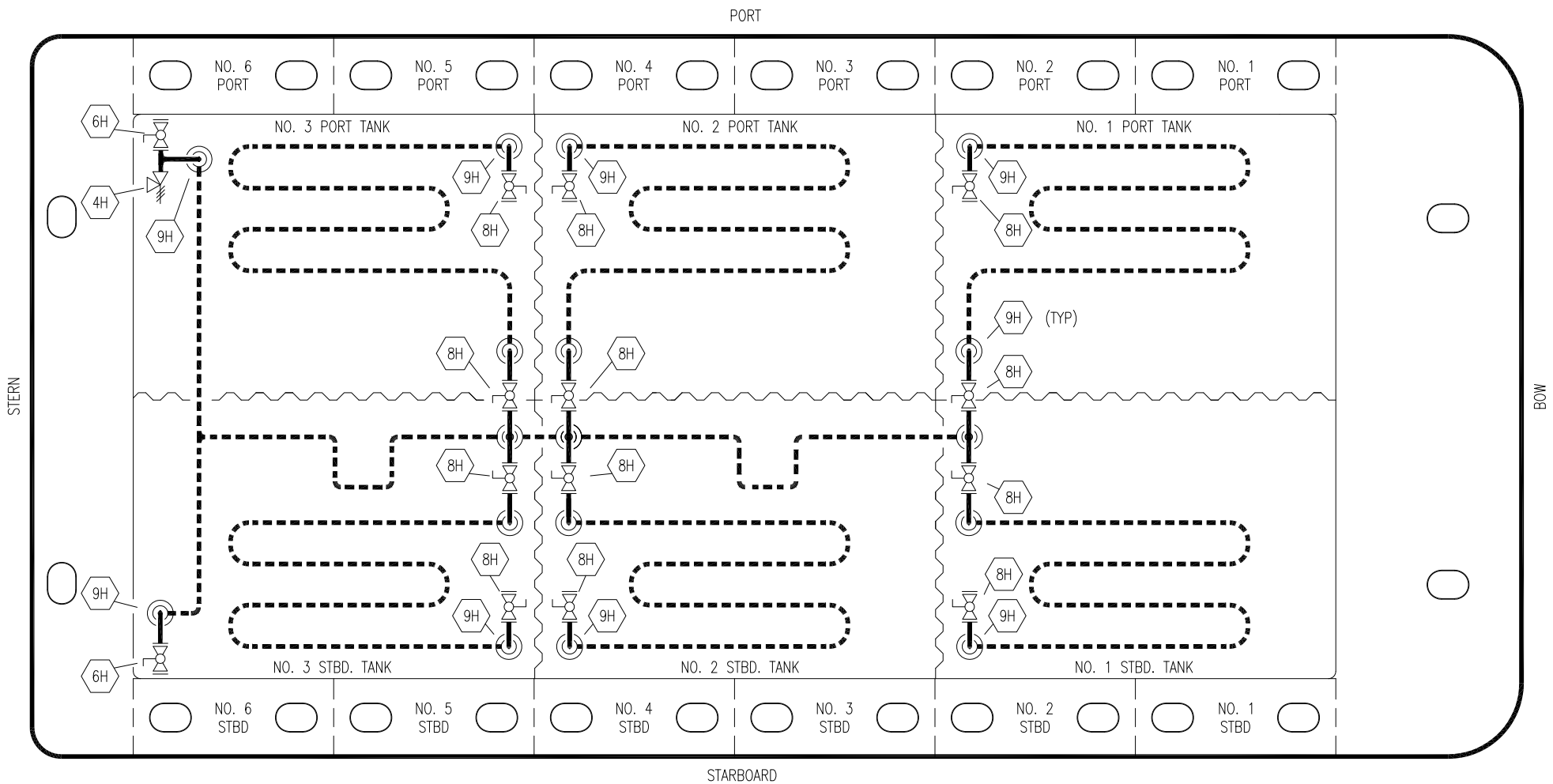
TRINITY - EX: HW 2523

| REV. | DATE     | BY  | CHK | APP | REVISION DESCRIPTION        |
|------|----------|-----|-----|-----|-----------------------------|
| 1    | 01/13/20 | MRV | DDA |     | REVISED PER CLIENT COMMENTS |
| 0    | 07/23/09 | LT  | DA  | BR  | APPROVED                    |

**KIRBY INLAND MARINE**

STRIPPING  
PIPING FLOW DIAGRAM

|              |             |
|--------------|-------------|
| SCALE: NONE  | KIRBY 24702 |
| PAGE: 3 OF 4 | REV. 1      |



- | NO | SIZE | DESCRIPTION            |
|----|------|------------------------|
| 4H |      | RELIEF VALVE           |
| 6H |      | HEADER VALVE           |
| 7H |      | CONDENSATE OUTLET      |
| 8H |      | CARGO TANK STEAM INLET |
| 9H |      | STEAM DROP             |

——— ABOVE DECK PIPING  
 - - - - - BELOW DECK PIPING

TRINITY – EX: HW 2523

| REV. | DATE     | BY  | CHK | APP | REVISION DESCRIPTION        |
|------|----------|-----|-----|-----|-----------------------------|
| 2    | 01/13/20 | MRV | DDA |     | REVISED PER CLIENT COMMENTS |
| 1    | 07/27/09 | LT  |     |     | PAGE NUMBER                 |
| 0    | 02/09/09 | LT  | RB  | OF  | APPROVED                    |

**KIRBY INLAND MARINE**

STEAM HEATING  
PIPING FLOW DIAGRAM

|              |             |      |
|--------------|-------------|------|
| SCALE: NONE  | KIRBY 24702 | REV. |
| PAGE: 4 OF 4 |             | 2    |