




- |     |                   |   |   |
|-----|-------------------|---|---|
| NO  | DESCRIPTION       | NO  | DESCRIPTION   |
| 1C  | CARGO TANK VALVE  | 19C   | CARGO HEADER  |
| 2C  | LOAD VALVE        | 30C   | CARGO PIPELINE  |
| 2Ca | SPRAY TOP VALVE   | 36C   | PRESSURE GAUGE  |
| 2Cb | BOTTOM LOAD VALVE | 37C   | CARGO PENETRATION  |
| 5C  | HEADER VALVE      | 38C   | STUB/BALL VALVE   |
| 8C  | RELIEF VALVE      |  | ABOVE DECK PIPING   |
| 9C  | CHECK VALVE       | (A)   | AUTOMATIC ACTUATED VALVE  |

NOTE 1: CONTAINMENT P&S  
 NOTE 2: TYPICAL RIGGING IN EACH TANK

MISSNER - EX: DC 525

REV.	DATE	BY	CHK	APP	REVISION DESCRIPTION
2	05/06/24	AC	DDA	DAR	REVISED PER CLIENT COMMENTS
1	03/07/17	WFB	DDA		REVISED PER CLIENT COMMENTS
0	03/15/10	RB	RB	OF	APPROVED

KIRBY INLAND MARINE 

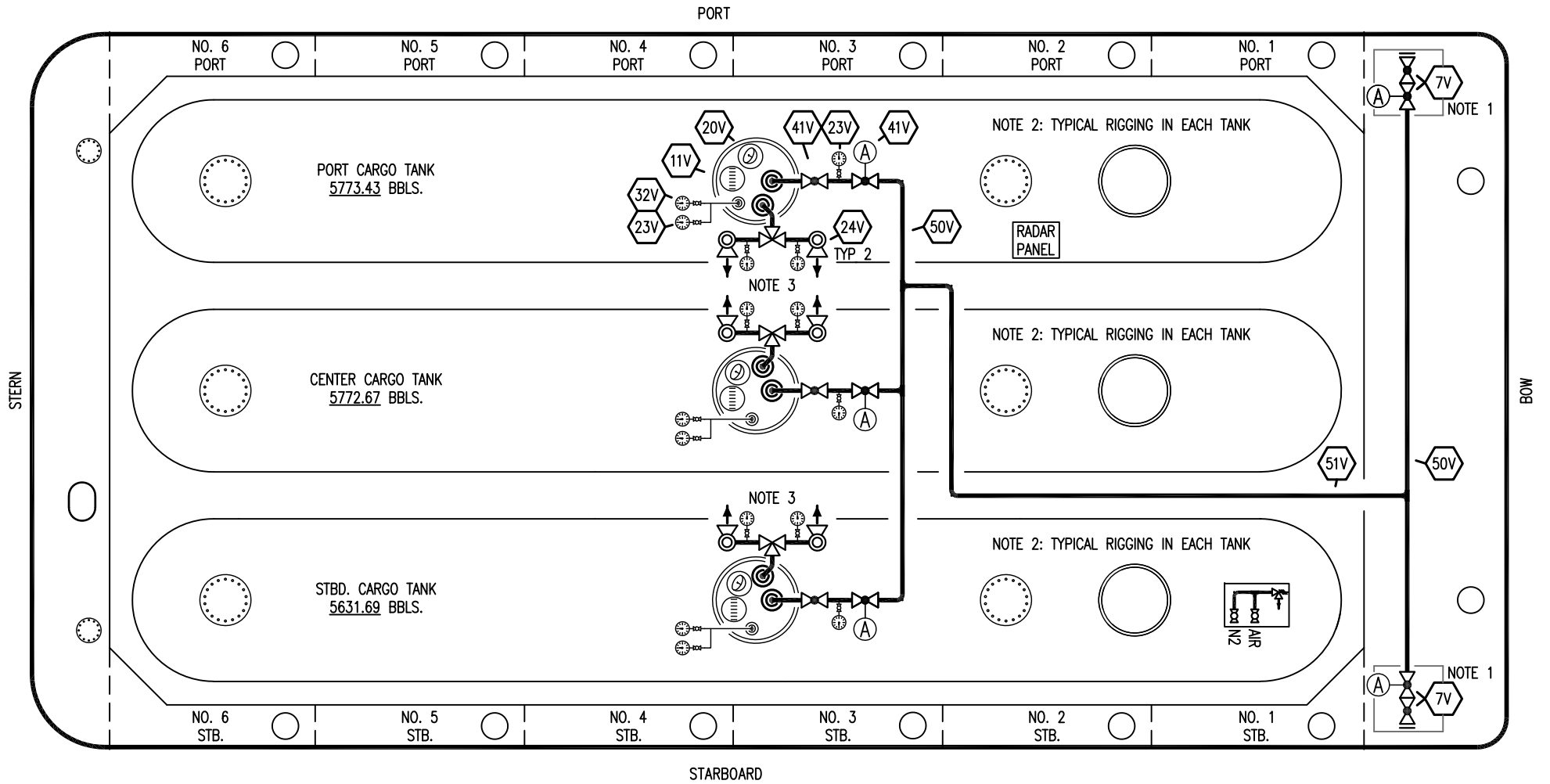
CARGO

PIPING FLOW DIAGRAM

KIRBY 17802

REV. 2

SCALE: NONE  
PAGE: 1 OF 2



NO	DESCRIPTION
7V	HEADER VALVE
11V	GAUGE STICK
20V	RADAR GAUGING
23V	PRESSURE GAUGE
24V	PRESSURE RELIEF VALVE
32V	TEMPERATURE GAUGE
38V	VAPOR PENETRATION
50V	VAPOR HEADER

NO	DESCRIPTION
51V	VAPOR PIPELINE
41V	VAPOR TANK VALVE
(A)	AUTOMATIC ACTUATED VALVE

NOTE 1: CONTAINMENT P&S

NOTE 2: TYPICAL RIGGING IN EACH TANK

NOTE 3: TYPICAL RELIEF STACK WITH 3-WAY VALVE AND PRESSURE GAUGES

MISSNER - EX: DC 525

REV.	DATE	BY	CHK	APP	REVISION DESCRIPTION
1	05/06/24	AC	DDA	DAR	REVISED PER CLIENT COMMENTS
0	03/15/10	RB	RB	OF	APPROVED

**KIRBY INLAND MARINE**

**VAPOR  
PIPING FLOW DIAGRAM**

**KIRBY 17802**

SCALE: NONE  
PAGE: 2 OF 2

REV. **1**