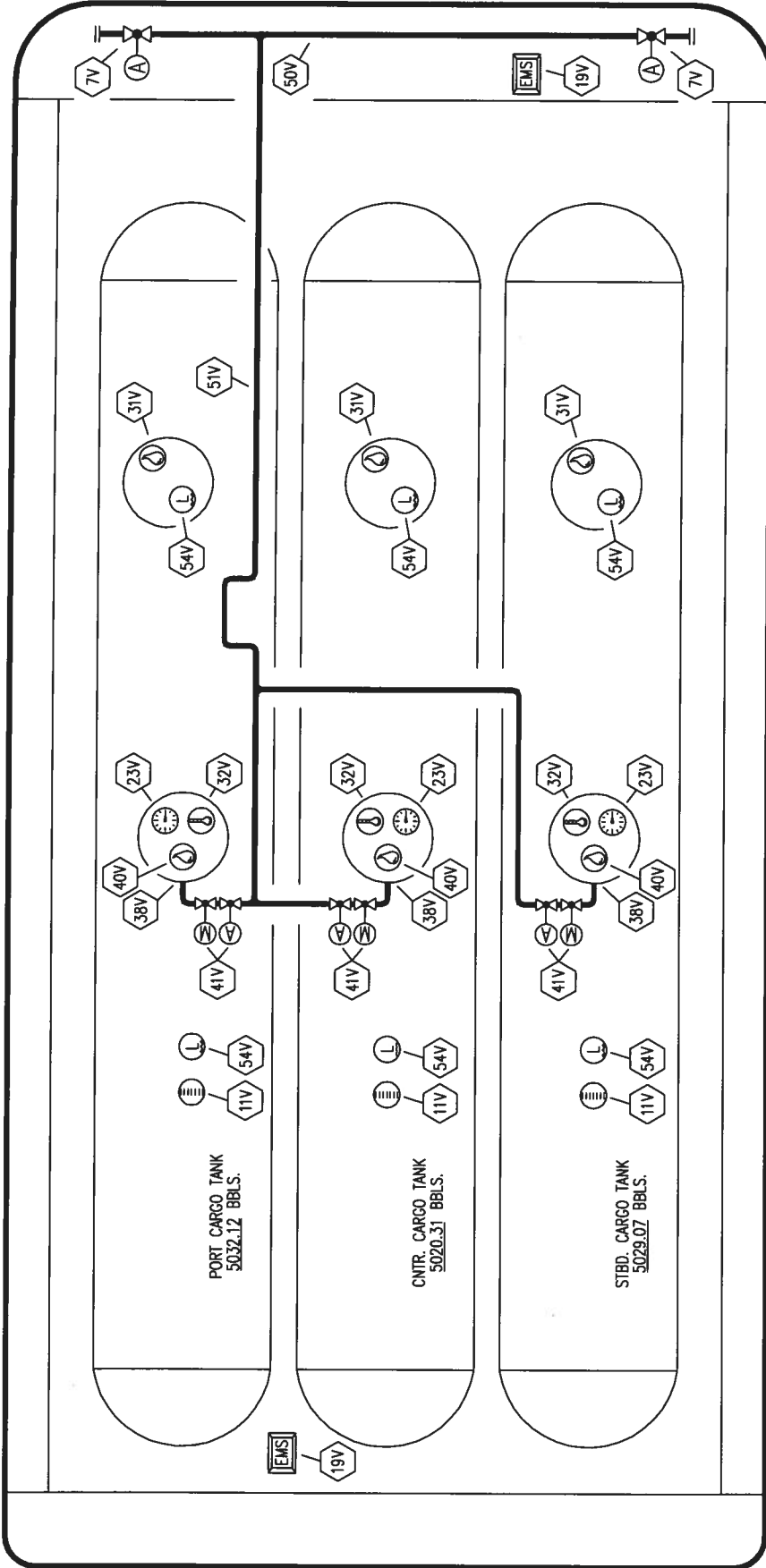


PORT

BOW



STERN

MC DERMOTT - EX: HW CHEM 155



KIRBY INLAND MARINE

VAPOR

PIPING FLOW DIAGRAM

SCALE: NONE
PAGE: 2 OF 3
REV. 0

STARBOARD

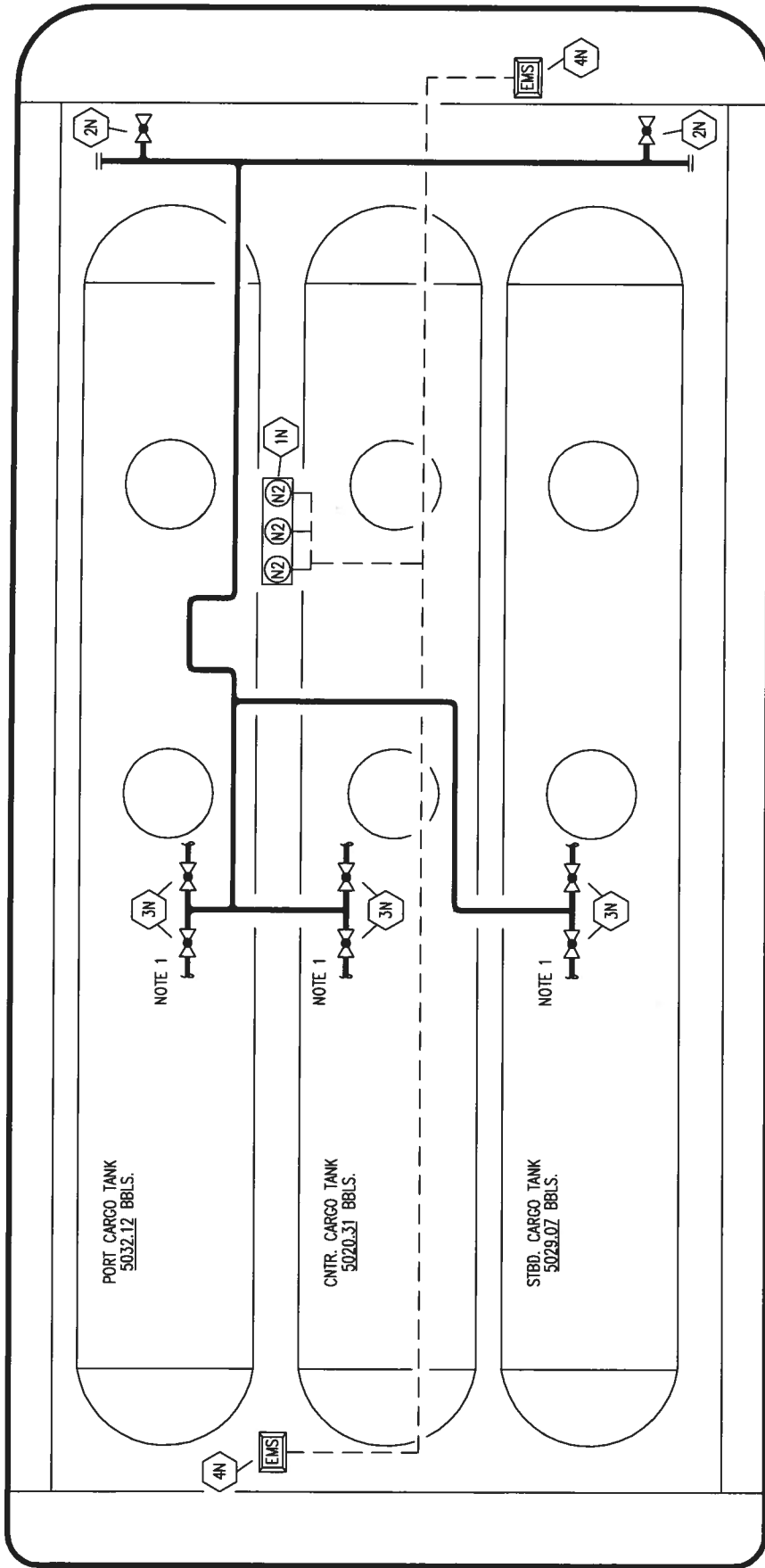
NO	DESCRIPTION	NO	DESCRIPTION
7V	HEADER VALVE	51V	VAPOR PIPELINE
11V	GAUGE STICK (UPPER LEVEL)	54V	LOWER LEVEL GAUGE
19V	EMERGENCY SHUTDOWN RING	M	MANUAL VALVE
23V	PRESSURE GAUGE	A	AUTOMATIC VALVE
31V	BOTTOM SAMPLING TUBE	—	ABOVE DECK PIPING
32V	TEMPERATURE GAUGE		
38V	VAPOR PENETRATION		
40V	VAPOR SAMPLE POINT		
41V	VAPOR TANK VALVE		
50V	VAPOR HEADER		

REV.	DATE	BY	CHK	APP	REVISION DESCRIPTION
0	05/25/09	LT	RB	OF	APPROVED

PORT

STERN

BOW

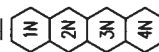


NOTE 1: TO AUTOMATIC CARGO AND VAPOR VALVES

STARBOARD

NO. DESCRIPTION

- NITROGEN BOTTLES
- NITROGEN SHORE CONNECTION
- NITROGEN 3-WAY VALVE
- EMERGENCY SHUTDOWN RING
- ABOVE DECK PIPING



MC DERMOTT - EX: HW CHEM 155



KIRBY INLAND MARINE

NITROGEN PIPING FLOW DIAGRAM

REV.	DATE	BY	CHK APP	RB OF	APPROVED	REVISION DESCRIPTION
0	05/25/09	LT				

SCALE:	NONE
PAGE:	3 OF 3

15805

REV. **0**