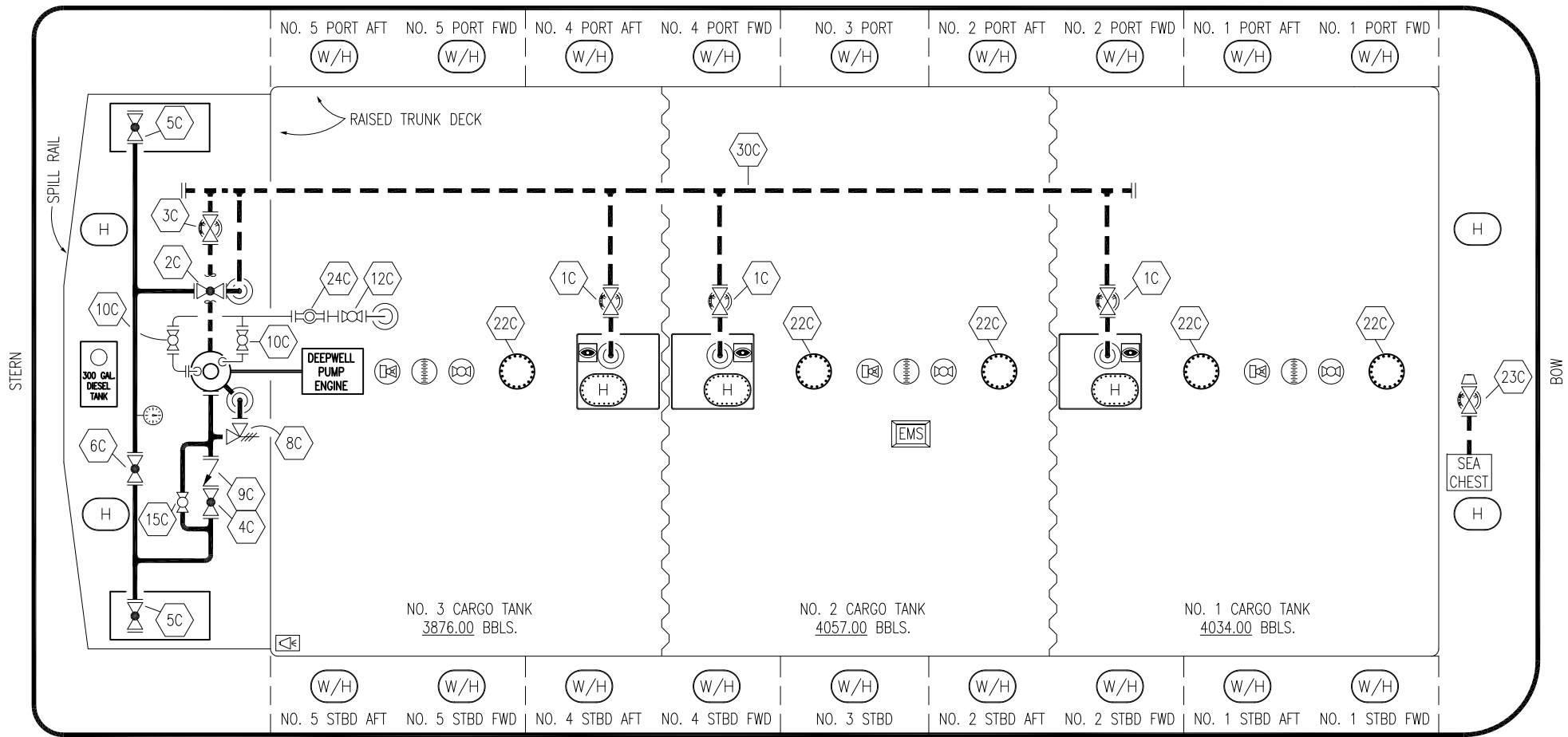


PORT



STARBOARD

NO	SIZE	DESCRIPTION	NO	SIZE	DESCRIPTION
1C	8"	CARGO TANK VALVE	19C	10"	CARGO HEADER
2C	8"	LOAD VALVE	22C	20"	BUTTERWORTH
3C	10"	MASTER SUCTION VALVE	23C	6"	SEA CHEST BLOCK VALVE
4C	8"	DISCHARGE VALVE	24C	2"	SIGHT GLASS
5C	8"	HEADER VALVE	30C	10"	CARGO PIPELINE
6C	8"	SALVAGE VALVE	—	—	—
8C	6"x4"	RELIEF VALVE	—	—	—
9C	8"	CHECK VALVE	—	—	—
10C	2"	BURP VALVE	—	—	—
12C	2"	BURP VALVE RETURN TO CARGO TANK	—	—	—
15C	2"	BYPASS VALVE (AROUND CHECK VALVE)	—	—	—

— ABOVE DECK PIPING
 - - - BELOW DECK PIPING

REV.	DATE	BY	CHK	APP	REVISION DESCRIPTION
2	07/13/20	MRV	DDA	KW	REVISED PER CLIENT COMMENTS
1	01/07/09	WK	AB		CHANGE 19C TO 30C
0	12/05/08	WK	JF		APPROVED
A	12/05/08	WK	JF		ISSUED FOR REVIEW

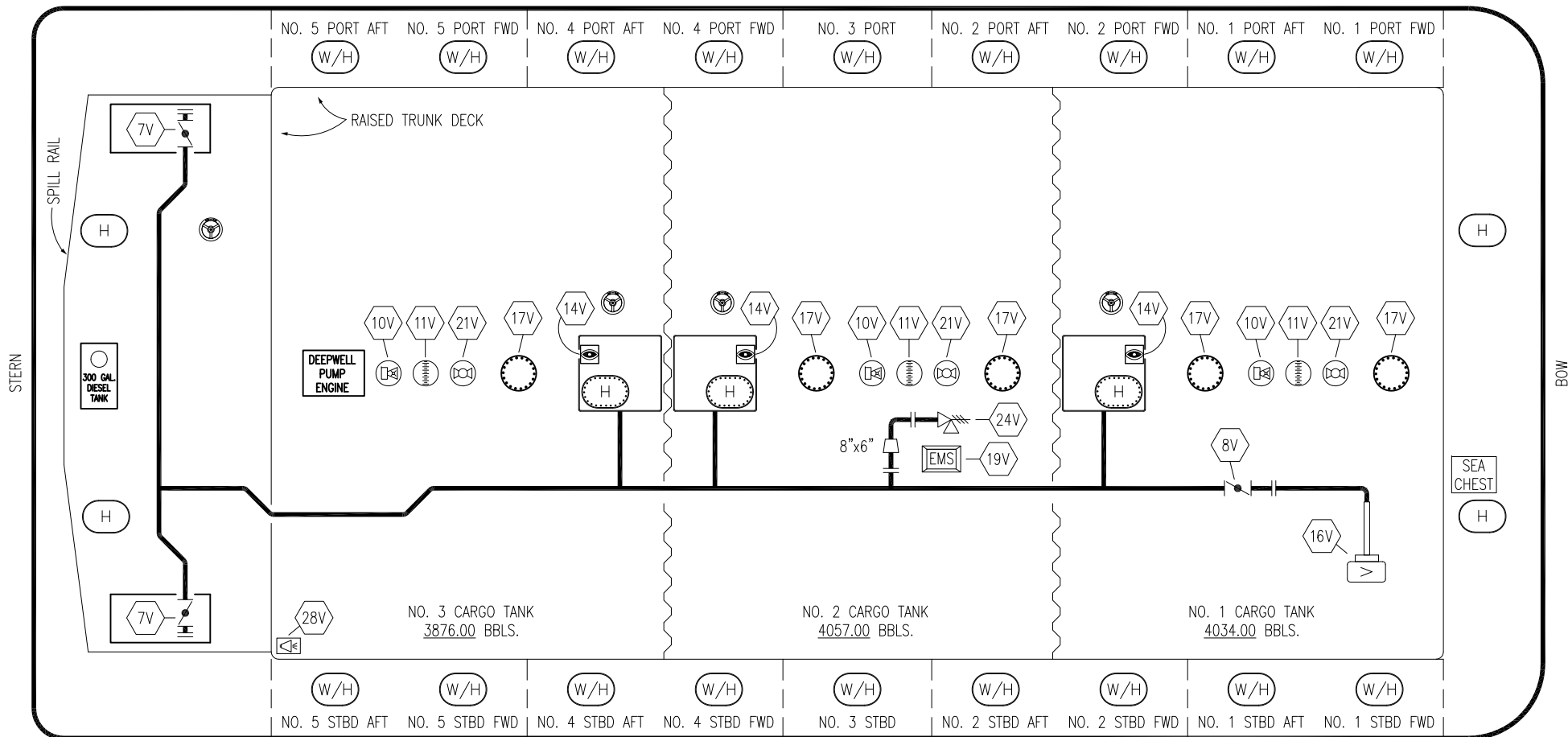
KIRBY INLAND MARINE 

**CARGO
 PIPING FLOW DIAGRAM**

SCALE: NONE
 PAGE: 1 OF 3

KIRBY 12325B REV. **2**

PORT



STARBOARD

NO	SIZE	DESCRIPTION
7V	8"	HEADER VALVE
8V	8"	VENT STACK VALVE
10V	X"	HIGH LEVEL/OVERFILL ALARM (SET AT)
11V	X"	GAUGE STICK (LENGTH)
14V		SIGHT GLASS
16V	8"	VAPOR VENT STACK
17V	20"	BUTTERWORTH
19V		EMERGENCY SHUTDOWN SYSTEM
21V		HERMETIC GAUGE
24V	6"	PRESSURE RELIEF VALVE
28V		HIGH LEVEL/OVERFILL ALARM DOCK CONNECTION

ABOVE DECK PIPING ———

REV.	DATE	BY	CHK	APP	REVISION DESCRIPTION
1	07/13/20	MRV	DDA	KW	REVISED PER CLIENT COMMENTS
0	01/07/09	WK	JF		APPROVED
A	12/05/08	FP	JF		ISSUED FOR REVIEW

KIRBY INLAND MARINE

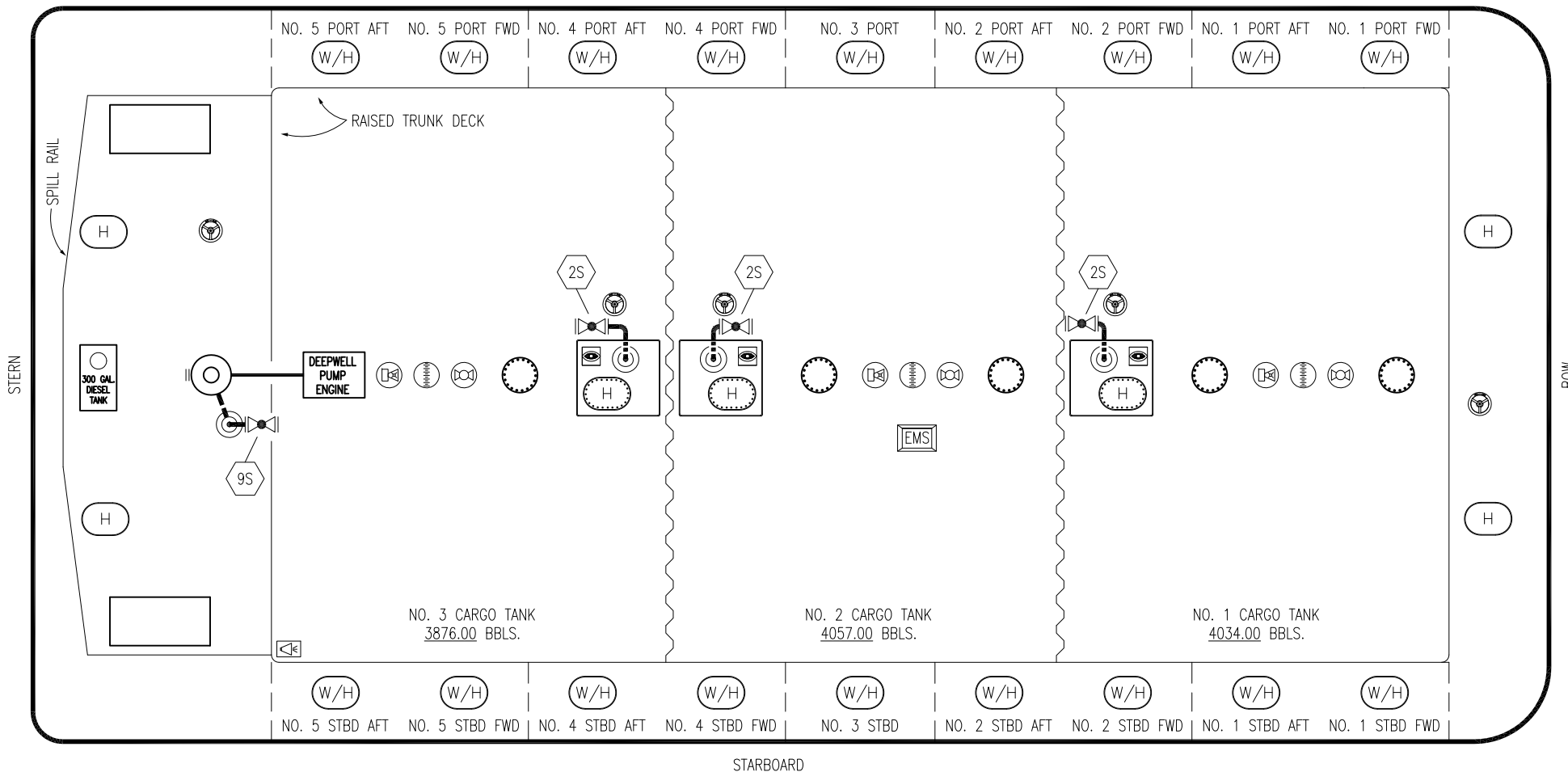
VAPOR PIPING FLOW DIAGRAM

SCALE: NONE

KIRBY 12325B

PAGE: 2 OF 3	REV. 1
--------------	---------------

PORT



STARBOARD

- | NO | SIZE | DESCRIPTION |
|-------|------|----------------------|
| 2S | 2" | VALVE CARGO TANK |
| 9S | 2" | FILL DEEP WELL VALVE |
| — | | ABOVE DECK PIPING |
| - - - | | BELOW DECK PIPING |

REV.	DATE	BY	CHK	APP	REVISION DESCRIPTION
1	07/13/20	MRV	DDA	KW	REVISED PER CLIENT COMMENTS
0	01/07/09	WK	JF		APPROVED
A	12/05/08	FP	JF		ISSUED FOR REVIEW

KIRBY INLAND MARINE 

**STRIPPING
PIPING FLOW DIAGRAM**

SCALE: NONE
PAGE: 3 OF 3

KIRBY 12325B

REV. **1**