

STARBOARD

NOTE 1: CONTAINMENT P&S

NO	DESCRIPTION	NO	DESCRIPTION
1C	CARGO TANK VALVE	12C	BURP VALVE RETURN TO CARGO TANK
2C	LOAD VALVE	15C	BYPASS VALVE (AROUND CHECK VALVE)
3C	MASTER SUCTION VALVE	19C	CARGO HEADER
4C	DISCHARGE VALVE	24C	FLOW INDICATOR (SIGHT GLASS)
5C	HEADER VALVE	30C	CARGO PIPELINE
6C	SALVAGE VALVE	36C	PRESSURE GAUGE
9C	CHECK VALVE	37C	CARGO DROP
10C	BURP VALVE	38C	SPARGE LINE VALVE
11C	BLEED OFF VALVE	—	— ABOVE DECK PIPING
		---	--- BELOW DECK PIPING

CARUTHERSVILLE SHIPYARD -- EX: DC 732

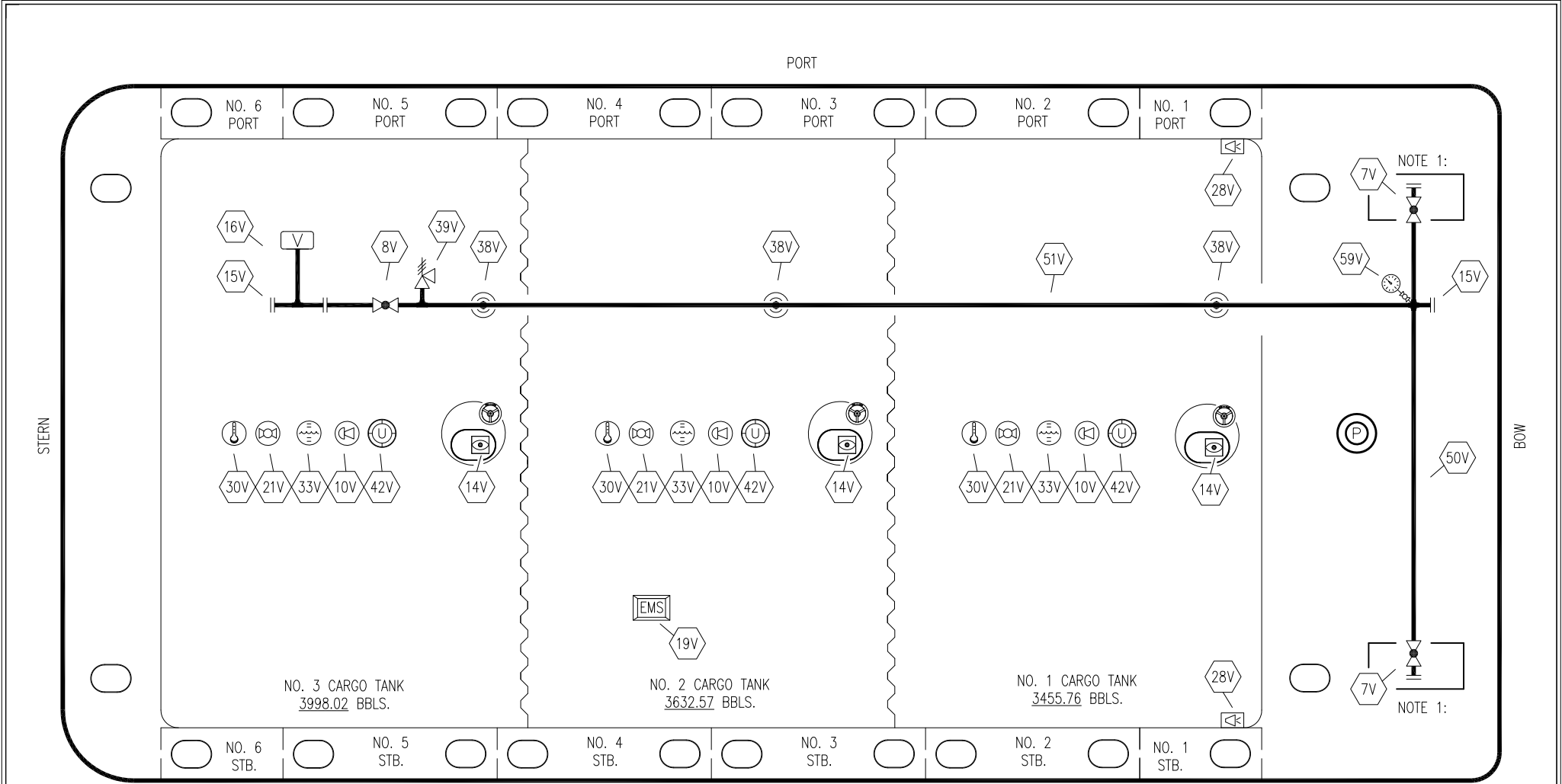
2	10/28/21	MRV	DDA	FIX	REVISED PER CLIENT COMMENTS
1	10/29/12	DCB	DDA		REVISED VALVE
0	07/06/09	LT	RB	OF	APPROVED
REV.	DATE	BY	CHK	APP	REVISION DESCRIPTION

KIRBY INLAND MARINE 

**CARGO
PIPING FLOW DIAGRAM**

SCALE: NONE
PAGE: 1 OF 4

KIRBY 11506 REV. **2**



STERN

BOW

PORT

STARBOARD

NO. 3 CARGO TANK
3998.02 BBLs.

NO. 2 CARGO TANK
3632.57 BBLs.

NO. 1 CARGO TANK
3455.76 BBLs.

NOTE 1: CONTAINMENT P&S

NO	DESCRIPTION	NO	DESCRIPTION
7V	8" HEADER VALVE	30V	THERMAL WELL
8V	8" VENT STACK VALVE	33V	DIGITAL FLOAT LEVEL GAUGE
10V	HIGH LEVEL/OVERFILL ALARM	38V	8" VAPOR PENETRATIONS (⊙)
14V	8" SIGHT GLASS W/GAUGE TREE	39V	PRES/VAC RELIEF VALVE
15V	INSPECTION PORT	42V	8" ULLAGE
16V	8" VAPOR VENT STACK	50V	VAPOR HEADER
19V	EMERGENCY SHUTDOWN SYSTEM	51V	VAPOR PIPELINE
21V	2" HERMETIC GAUGE	53V	HIGH LEVEL STICK
28V	DOCK CONNECTION ALARM	—	ABOVE DECK PIPING

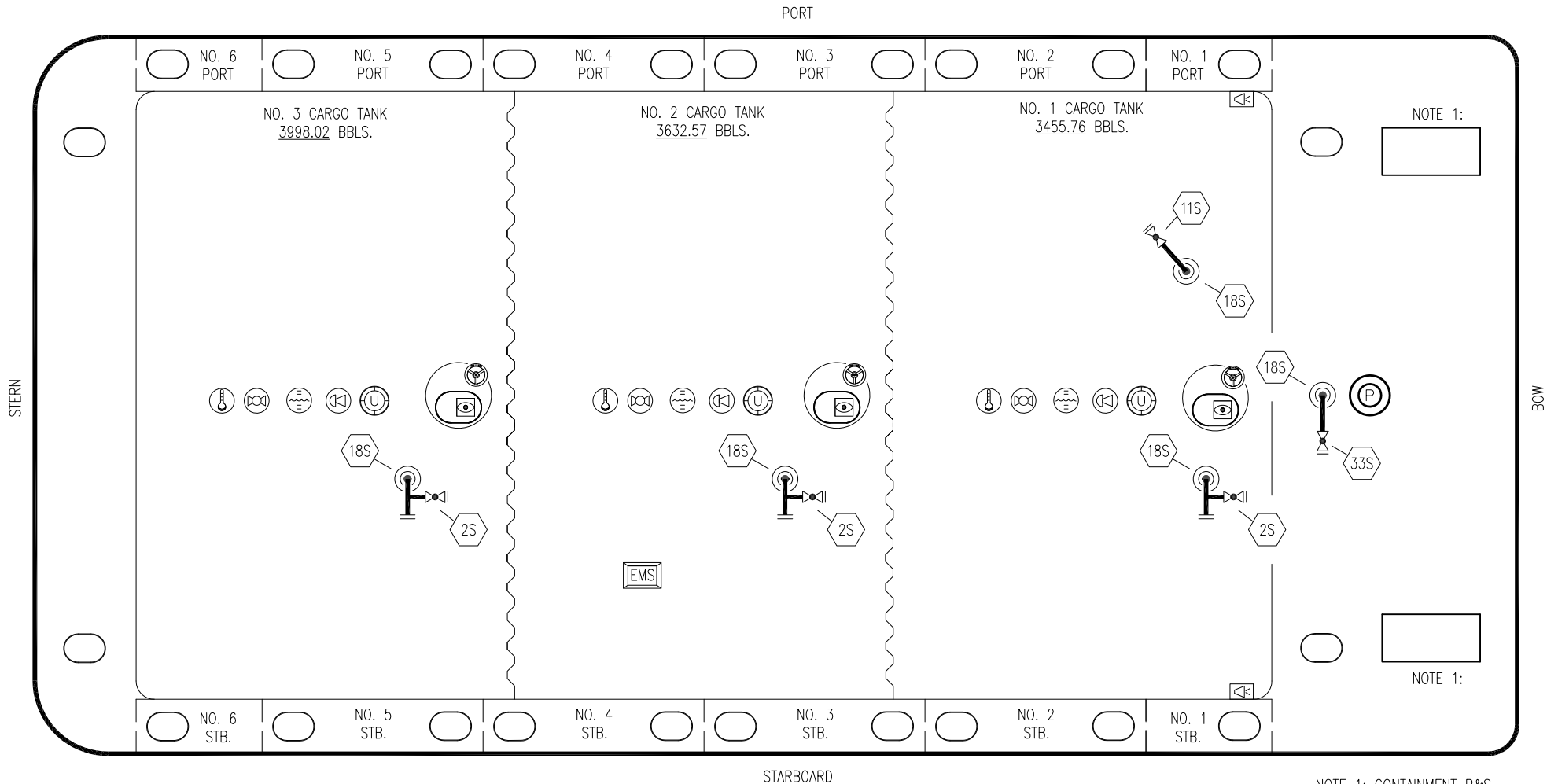
CARUTHERSVILLE SHIPYARD -- EX: DC 732

KIRBY INLAND MARINE 

**VAPOR
PIPING FLOW DIAGRAM**

1	10/28/21	MRV	DDA	FIX	REVISED PER CLIENT COMMENTS
0	07/06/09	LT	RB	OF	APPROVED
REV.	DATE	BY	CHK	APP	REVISION DESCRIPTION



SCALE: NONE	KIRBY 11506	REV. 1
PAGE: 2 OF 4		



NOTE 1:

NOTE 1:

NOTE 1: CONTAINMENT P&S

- | NO | DESCRIPTION |
|---|--|
| 2S | 2" CARGO SUMP SUCTION VALVE |
| 11S | 2" LOWER CARGO PIPELINE SUCTION VALVE |
| 18S | STRIPPING DROP  |
| 33S | 2" PUMP WELL SUCTION |
|  | ABOVE DECK PIPING |

CARUTHERSVILLE SHIPYARD -- EX: DC 732

REV.	DATE	BY	CHK	APP	REVISION DESCRIPTION
1	10/28/21	MRV	DDA	FIX	REVISED PER CLIENT COMMENTS
0	07/06/09	LT	RB	OF	APPROVED

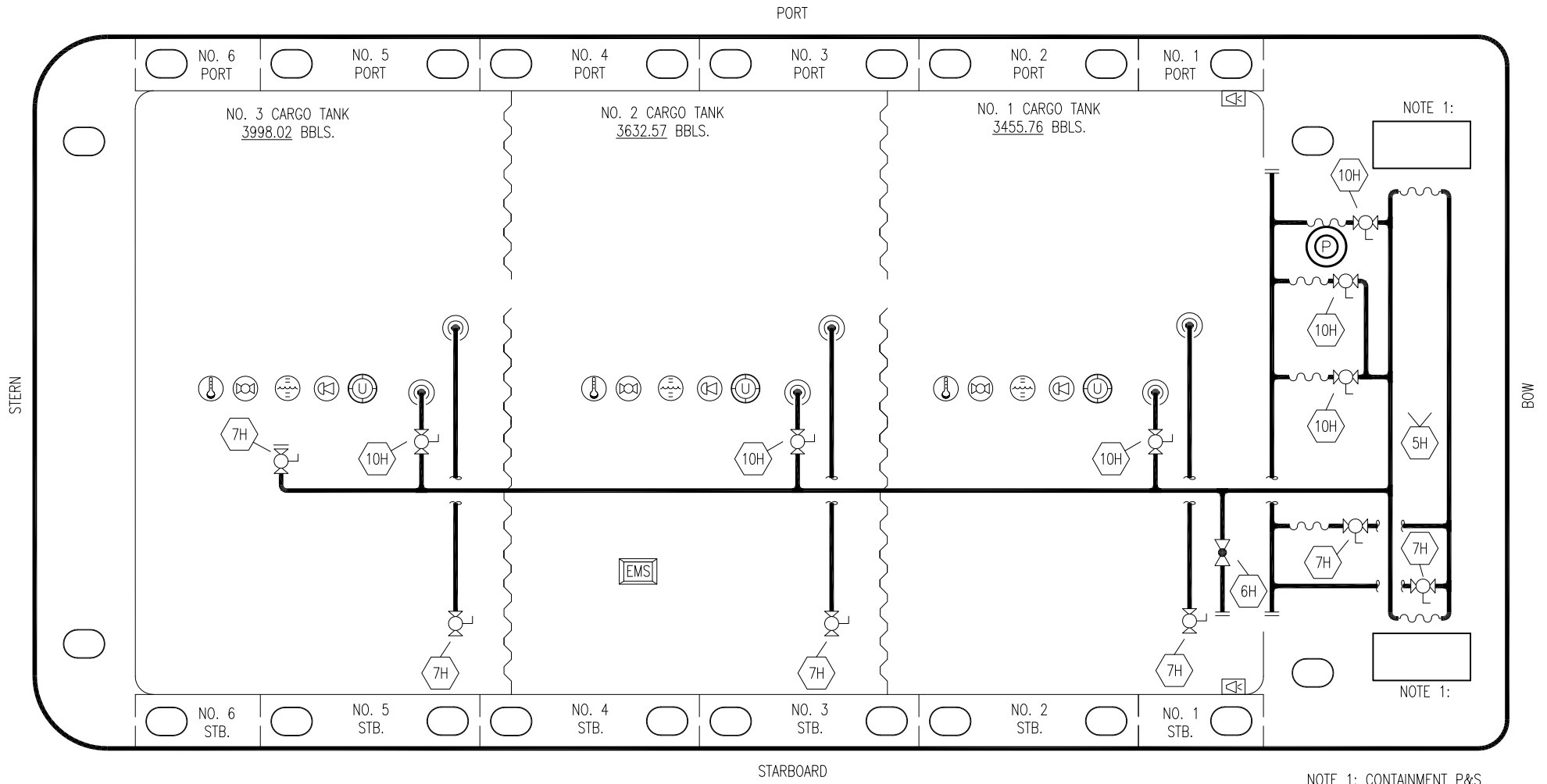
KIRBY INLAND MARINE 

STRIPPING
PIPING FLOW DIAGRAM

KIRBY 11506

REV. 1

SCALE: NONE
PAGE: 3 OF 4



NOTE 1: CONTAINMENT P&S

- | NO | DESCRIPTION |
|-----|-------------------|
| 5H | STEAM HEADER |
| 6H | HEADER VALVE |
| 7H | CONDENSATE OUTLET |
| 9H | STEAM DROP |
| 10H | SUPPLY VALVE |
| | ABOVE DECK PIPING |

CARUTHERSVILLE SHIPYARD -- EX: DC 732

REV.	DATE	BY	CHK	APP	REVISION DESCRIPTION
1	10/28/21	MRV	DDA	FIX	REVISED PER CLIENT COMMENTS
0	07/06/09	LT	RB	OF	APPROVED

KIRBY INLAND MARINE

STEAM
PIPING FLOW DIAGRAM

SCALE: NONE	KIRBY 11506	REV. 1
PAGE: 4 OF 4		