

- |           |                      |           |                                   |
|-----------|----------------------|-----------|-----------------------------------|
| <b>NO</b> | <b>DESCRIPTION</b>   | <b>NO</b> | <b>DESCRIPTION</b>                |
| 1C        | CARGO TANK VALVE     | 12C       | BURP VALVE RETURN TO CARGO TANK   |
| 2C        | LOAD VALVE           | 15C       | BYPASS VALVE (AROUND CHECK VALVE) |
| 3C        | MASTER SUCTION VALVE | 19C       | CARGO HEADER                      |
| 4C        | DISCHARGE VALVE      | 30C       | CARGO PIPELINE                    |
| 5C        | HEADER VALVE         | 37C       | CARGO DROP                        |
| 8C        | RELIEF VALVE         | 56C       | PRESSURE RELIEF VALVE             |
| 9C        | CHECK VALVE          | 61C       | PUMPWELL VENT VALVE               |
| 10C       | BURP VALVE           | 62C       | PUMPWELL VENT CHECK VALVE         |
| 11C       | BLEED OFF VALVE      | —         | — ABOVE DECK PIPING               |
|           |                      | - - -     | BELOW DECK PIPING                 |

NOTE 1: CONTAINMENT P/S

REV.	DATE	BY	CHK	APP	REVISION DESCRIPTION
1	10/12/23	MRV	DDA	WHI	REVISED PER CLIENT COMMENTS
0	09/19/23	MRV	DDA	WHI	ISSUED FOR APPROVAL

EX. FMT 1002

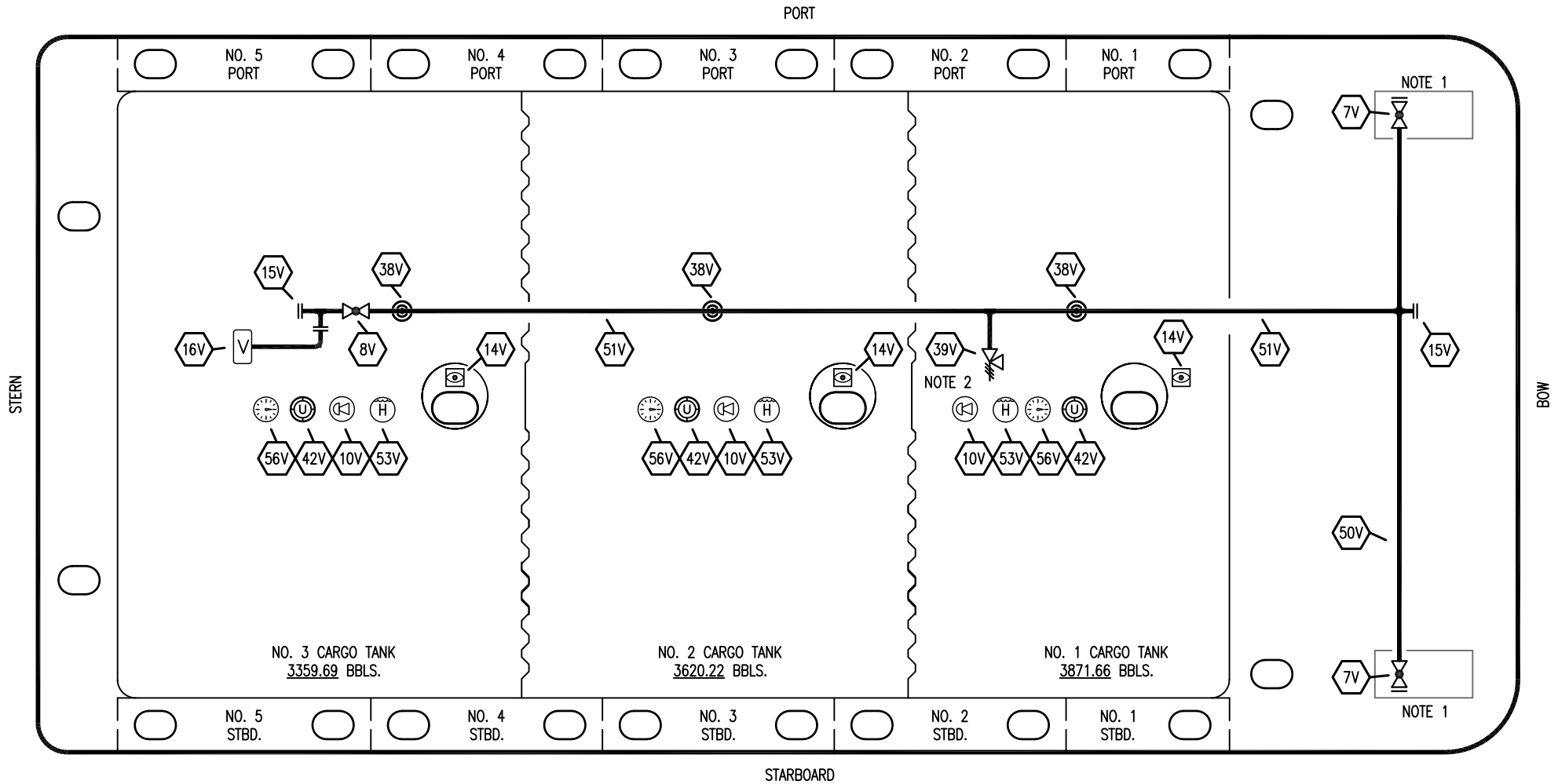
KIRBY INLAND MARINE

CARGO

PIPING FLOW DIAGRAM

KIRBY 11361

SCALE: NONE	REV. 1
PAGE: 1 OF 3	



NO	DESCRIPTION	NO	DESCRIPTION
7V	HEADER VALVE	39V	PRESSURE/VACUUM VALVE
8V	VENT STACK VALVE	42V	ULLAGE HATCH
10V	HIGH LEVEL/OVERFILL ALARM	50V	VAPOR HEADER
14V	SIGHT GLASS W/ GAUGE TREE	51V	VAPOR PIPELINE
15V	INSPECTION PORT	53V	HIGH LEVEL GAUGE
16V	VAPOR VENT STACK	56V	GAUGE POINT
38V	VAPOR PENETRATION	—	ABOVE DECK PIPING

NOTE 2: P/V VALVE SETTINGS: 3-PSI PRESSURE; 1-PSI VACUUM  
 NOTE 1: CONTAINMENT P/S

EX. FMT 1002

REV.	DATE	BY	CHK	APP	REVISION DESCRIPTION
1	10/12/23	MRV	DDA	WHI	REVISED PER CLIENT COMMENTS
0	09/19/23	MRV	DDA	WHI	ISSUED FOR APPROVAL

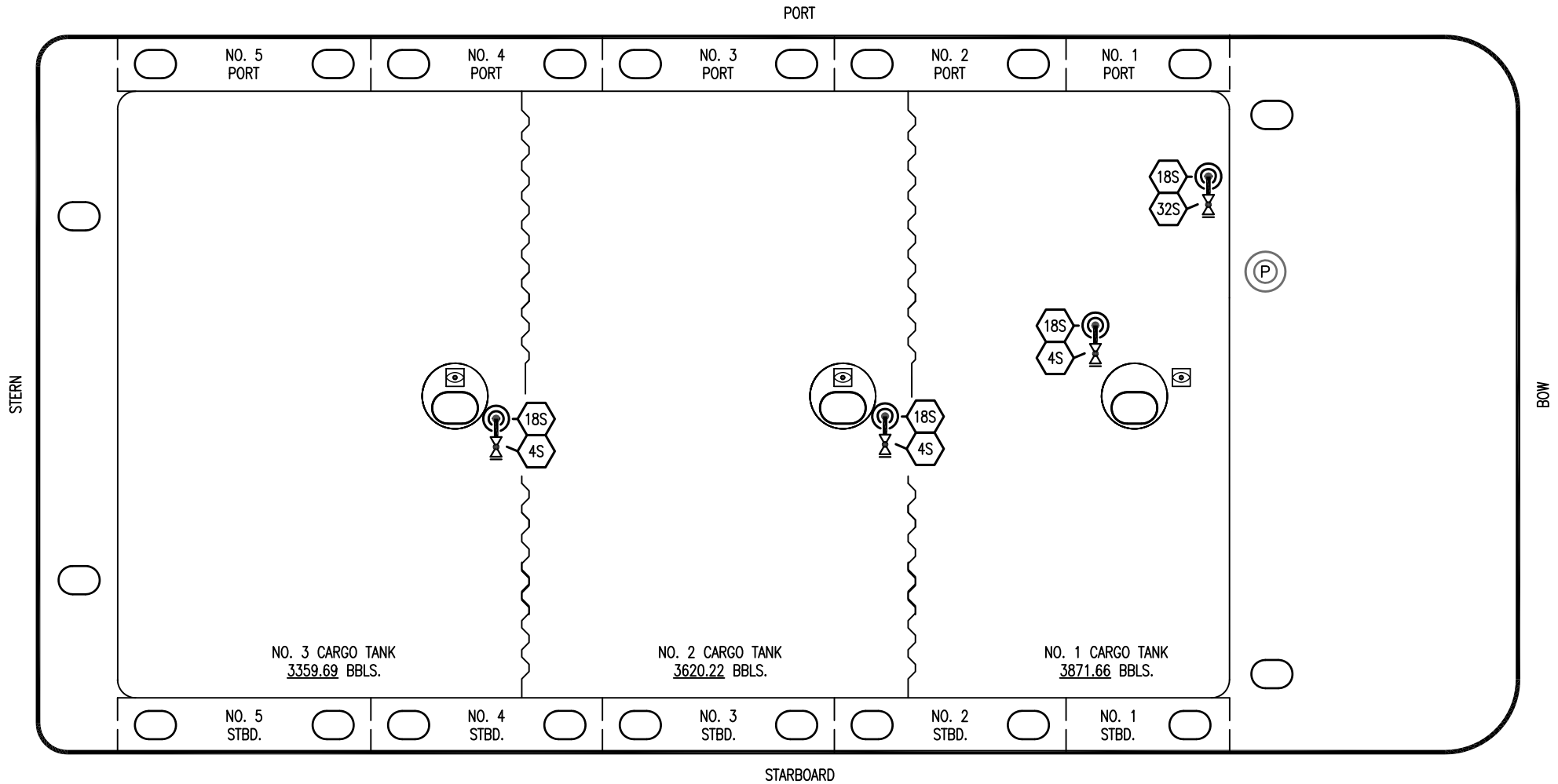
**KIRBY INLAND MARINE** 



**VAPOR  
PIPING FLOW DIAGRAM**

SCALE: NONE  
PAGE: 2 OF 3

**KIRBY 11361**

REV. **1**



- | NO  | DESCRIPTION  |
|---|--|
| 4S  | CARGO TANK SUCTION VALVE   |
| 18S   | STRIPPING DROP  |
| 32S   | PUMP WELL STRIPPING VALVE  |
|  | ABOVE DECK PIPING  |

NOTE 1: CONTAINMENT P/S

EX. FMT 1002

REV.	DATE	BY	CHK	APP	REVISION DESCRIPTION
1	10/12/23	MRV	DDA	WHI	REVISED PER CLIENT COMMENTS
0	09/19/23	MRV	DDA	WHI	ISSUED FOR APPROVAL

**KIRBY INLAND MARINE** 

**STRIPPING  
PIPING FLOW DIAGRAM**

SCALE: NONE  
PAGE: 3 OF 3

**KIRBY 11361**

REV. **1**