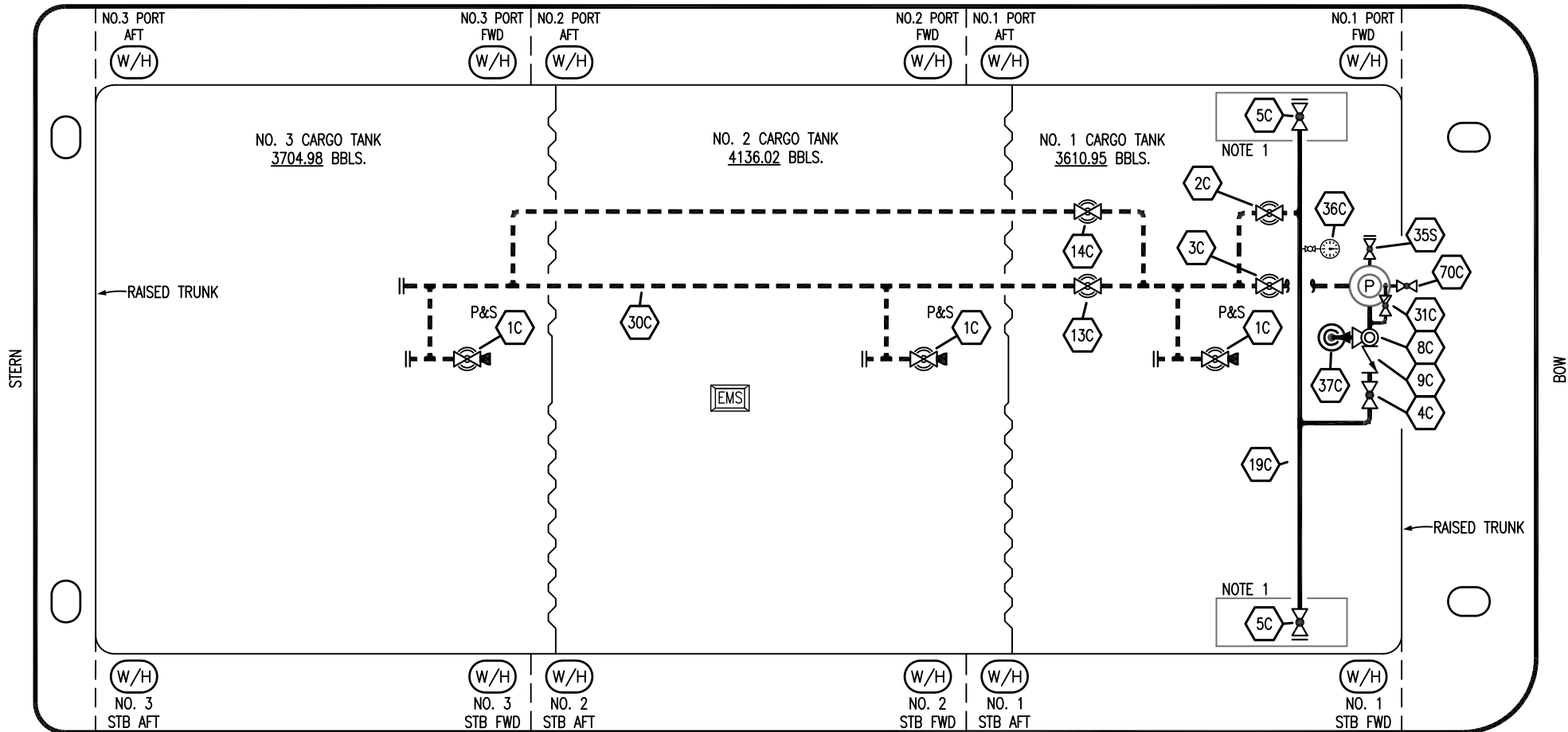


PORT



STARBOARD

NO	DESCRIPTION	NO	DESCRIPTION
1C	CARGO TANK VALVE	13C	#2 CARGO PIPING BLOCK VALVE
2C	LOAD VALVE	14C	#3 CARGO PIPING BLOCK VALVE
3C	MASTER SUCTION VALVE	19C	CARGO HEADER
4C	DISCHARGE VALVE	30C	CARGO PIPELINE
5C	HEADER VALVE	31C	BYPASS VALVE
8C	RELIEF VALVE	35S	STRIPPING VALVE
9C	CHECK VALVE	36C	PRESSURE GAUGE
		37C	CARGO DROP
		70C	DEEP WELL PRIMER VALVE
			— ABOVE DECK PIPING
			- - - BELOW DECK PIPING

NOTE 1: CONTAINMENT P/S

EX. CGBM 113

REV.	DATE	BY	CHK	APP	REVISION DESCRIPTION
1	04/05/23	MRV	DDA	FIX	REVISED PER CLIENT COMMENTS
0	11/19/18	MRV	DDA		ISSUED FOR APPROVAL

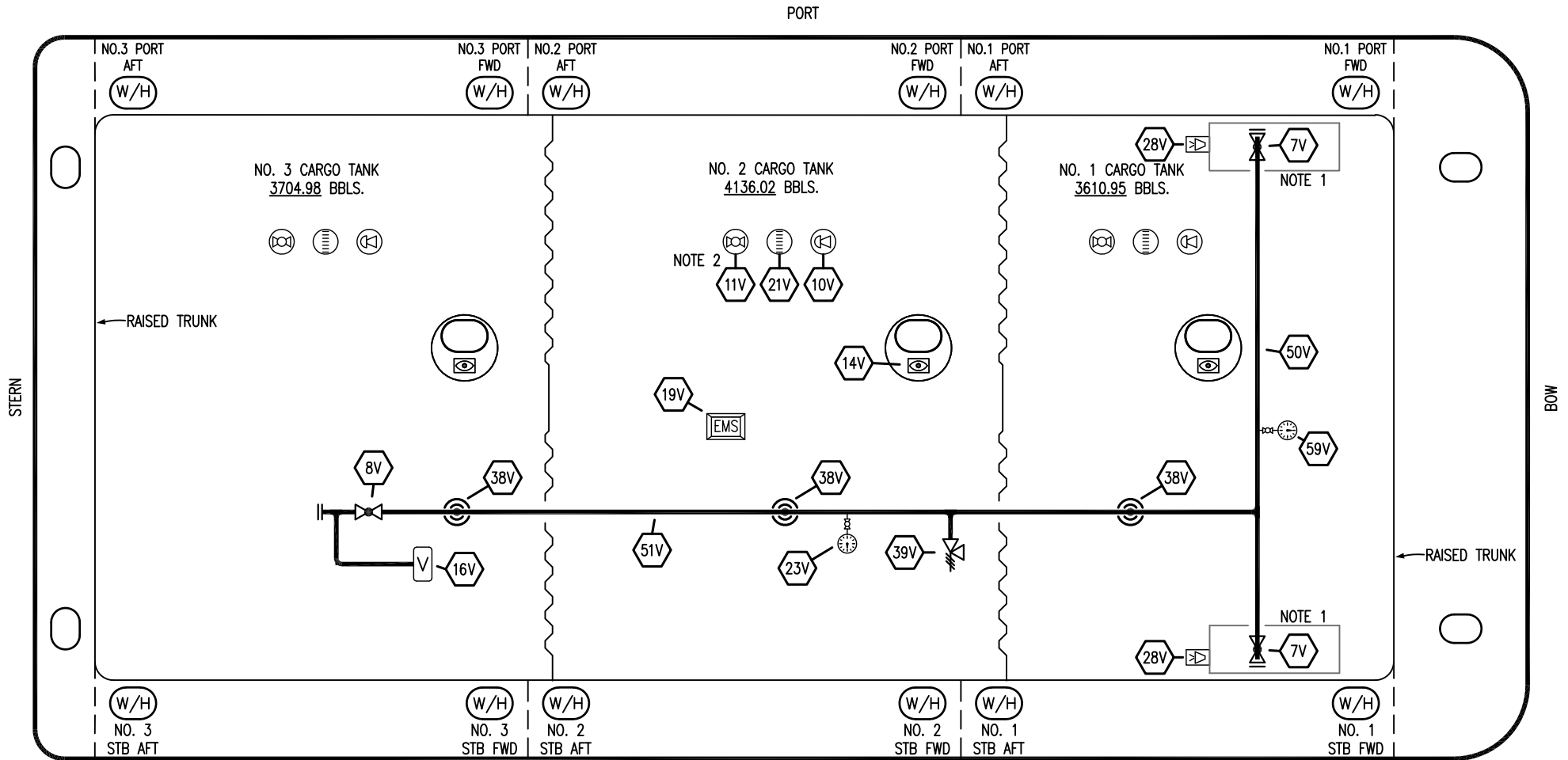
KIRBY INLAND MARINE

CARGO
PIPING FLOW DIAGRAM

KIRBY 11340

REV. 1

SCALE: NONE
PAGE: 1 OF 3



NO	DESCRIPTION	NO	DESCRIPTION
7V	HEADER VALVE	28V	DOCK CONNECTION ALARM
8V	VENT STACK VALVE	38V	VAPOR PENETRATION ☉
10V	HIGH LEVEL/OVERFILL ALARM	39V	PRESSURE/VACUUM VALVE
11V	1-METER GAUGE STICK	50V	VAPOR HEADER
14V	SIGHT GLASS	51V	VAPOR PIPELINE
16V	VAPOR VENT STACK	59V	PRESS/VAC GAUGE
19V	EMERGENCY ENGINE SHUT DOWN	—	ABOVE DECK PIPING
21V	HERMETIC GAUGE		
23V	PRESSURE GAUGE		

NOTE 2: TYPICAL RIGGING IN EACH TANK

NOTE 1: CONTAINMENT P/S

EX. CGBM 113

REV.	DATE	BY	CHK	APP	REVISION DESCRIPTION
1	04/05/23	MRV	DDA	FIX	REVISED PER CLIENT COMMENTS
0	11/19/18	MRV	DDA		ISSUED FOR APPROVAL

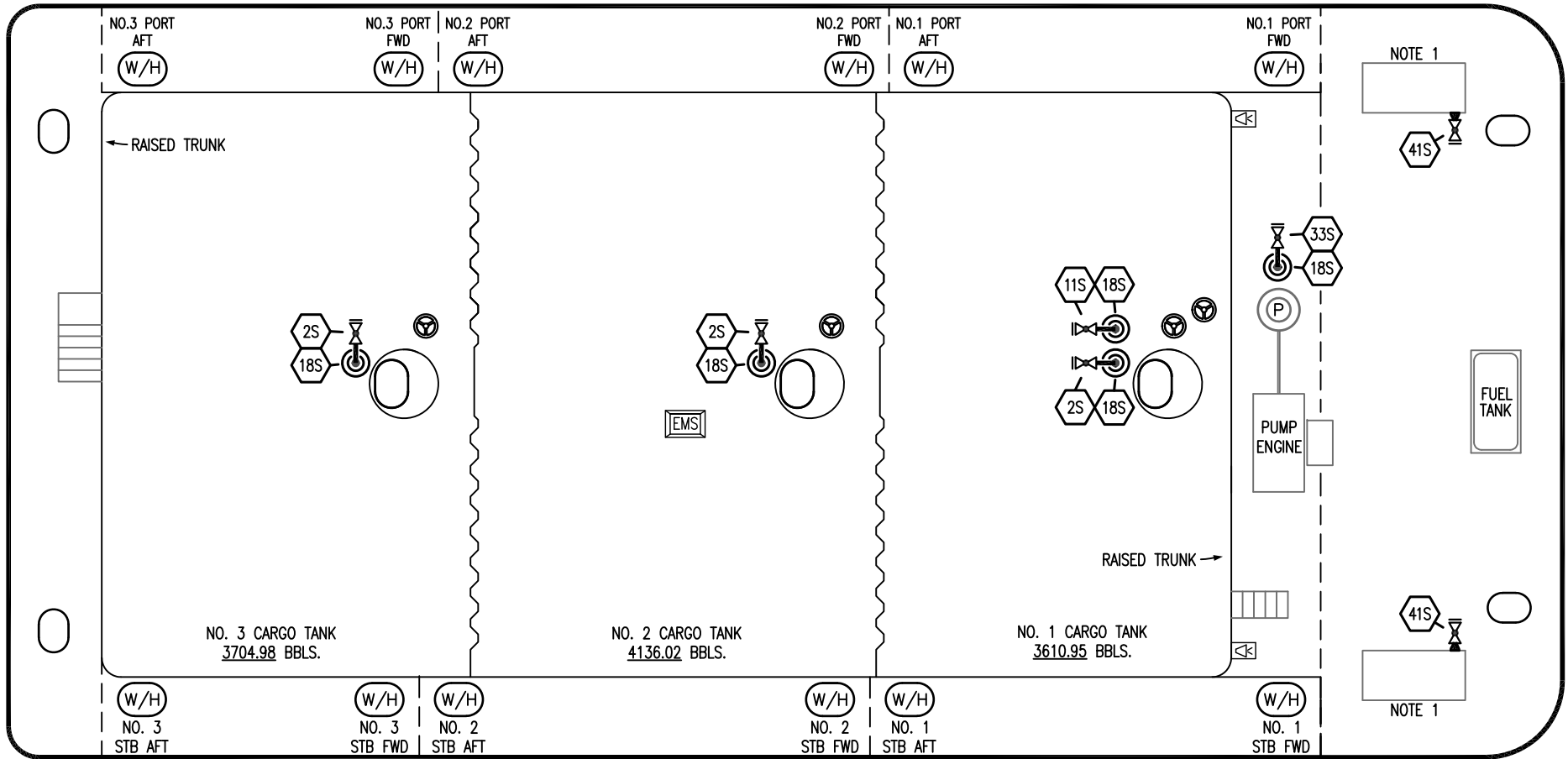
KIRBY INLAND MARINE

VAPOR PIPING FLOW DIAGRAM

KIRBY 11340

SCALE: NONE	REV. 0
PAGE: 2 OF 3	

PORT



STARBOARD

- | NO | DESCRIPTION |
|-----|------------------------------------|
| 2S | CARGO SUMP SUCTION VALVE |
| 11S | LOWER CARGO PIPELINE SUCTION VALVE |
| 18S | STRIPPING DROP |
| 33S | PUMP WELL SUCTION VALVE |
| 41S | CONTAINMENT DRAIN VALVE W/ CAP |

NOTE 1: CONTAINMENT P/S

EX. CGBM 113

						KIRBY INLAND MARINE	
						STRIPPING PIPING FLOW DIAGRAM	
0	04/05/23	MRV	DDA	FIX	ISSUED FOR APPROVAL	SCALE: NONE	KIRBY 11340
REV.	DATE	BY	CHK	APP	REVISION DESCRIPTION	PAGE: 3 OF 3	
						REV. 0	