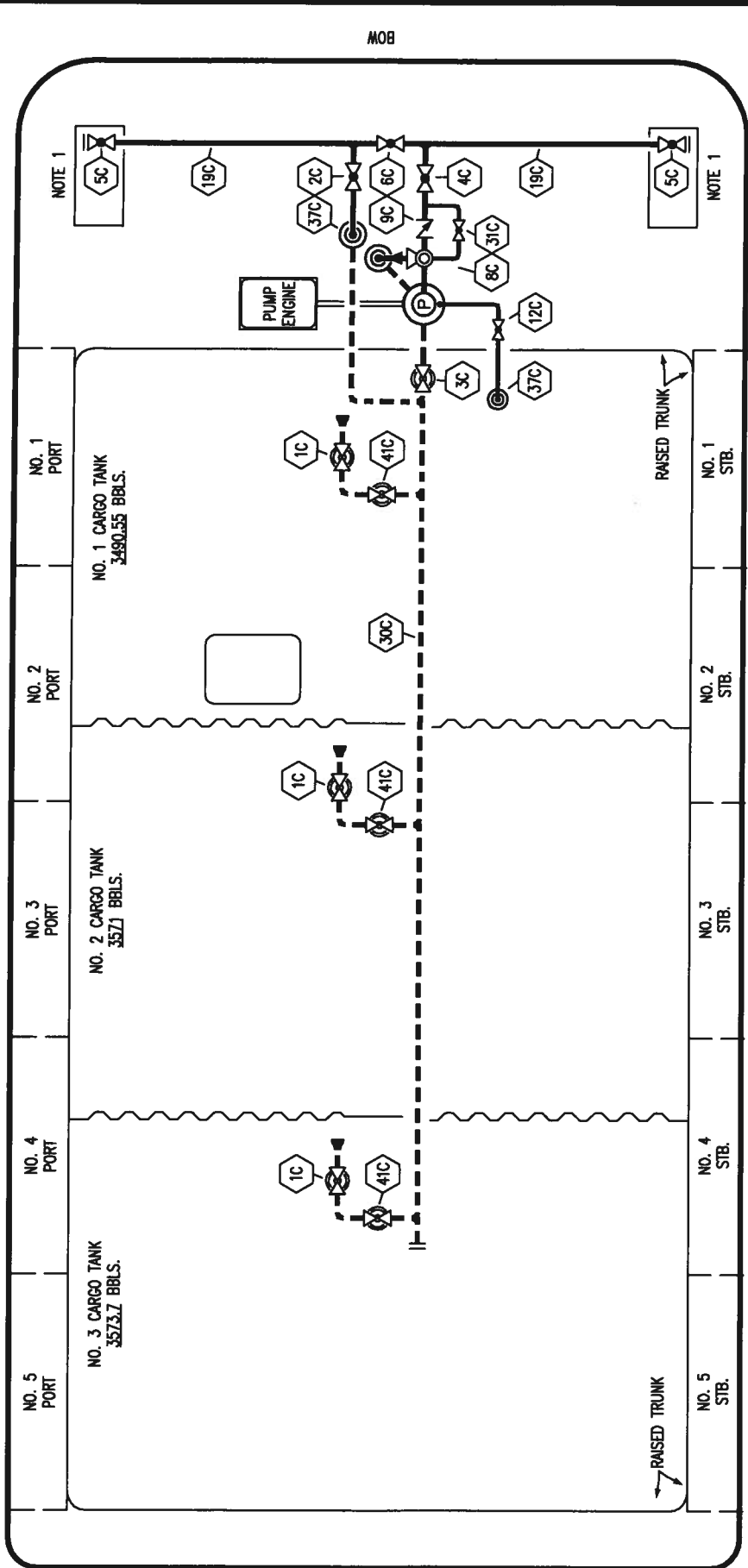


PORT



STERN

MOB

STARBOARD

- | | | | |
|-----|----------------------------|-------|---------------------|
| NO | DESCRIPTION | NO | DESCRIPTION |
| 1C | CARGO TANK VALVE | 19C | CARGO HEADER |
| 2C | LOAD VALVE | 30C | CARGO PIPELINE |
| 3C | MASTER SUCTION VALVE | 31C | BYPASS VALVE |
| 4C | DISCHARGE VALVE | 37C | CARGO DROP |
| 5C | HEADER VALVE | 41C | SUCTION BLOCK VALVE |
| 6C | SALVAGE VALVE | — | ABOVE DECK PIPING |
| 8C | RELIEF VALVE | - - - | BELOW DECK PIPING |
| 9C | CHECK VALVE | | |
| 12C | BURP VALVE RETURN TO CARGO | | |

JEFFBOAT - EX: SR 105

NOTE 1: CONTAMNMENT P&S



KIRBY INLAND MARINE

CARGO

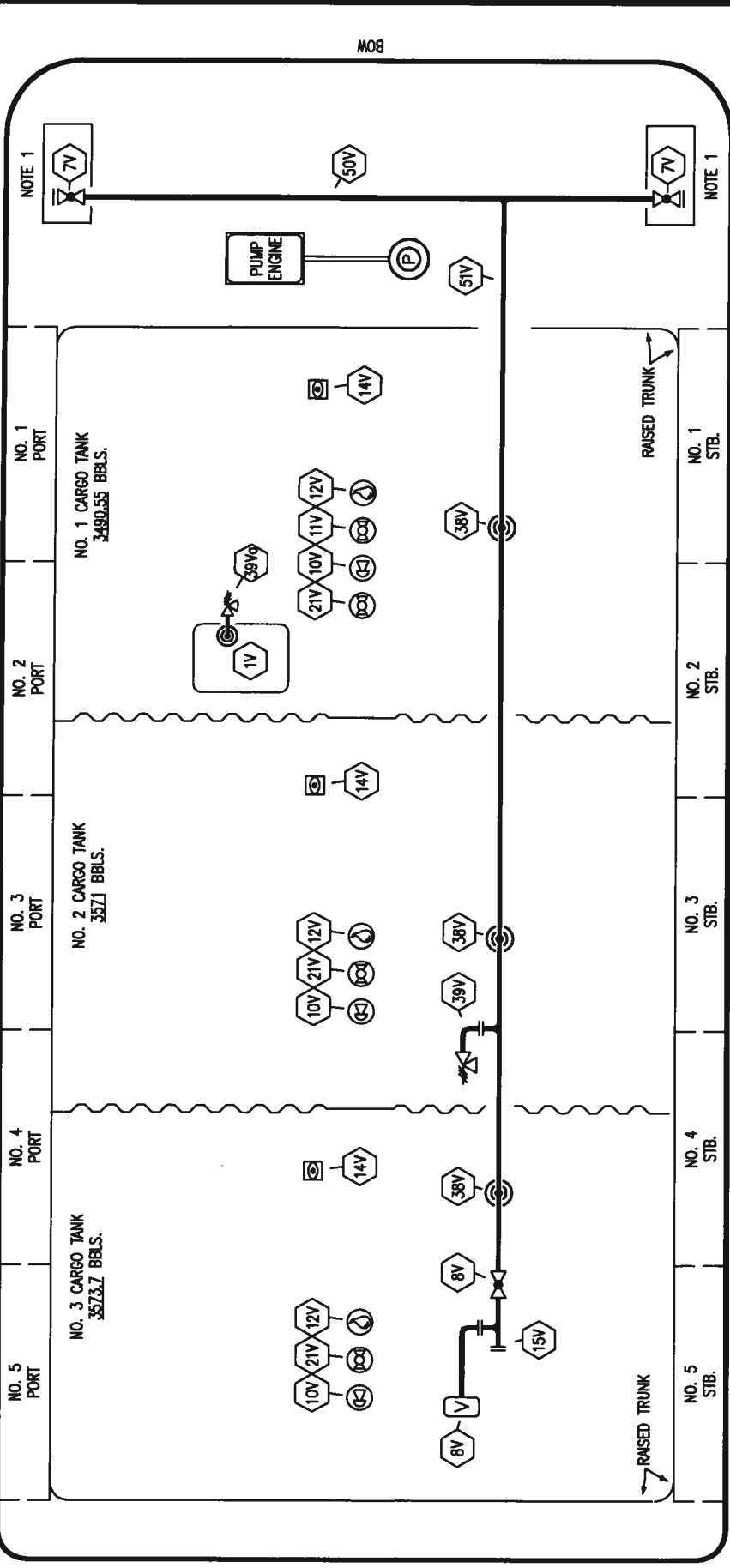
PIPING FLOW DIAGRAM

REV.	DATE	BY	CHK	APP	REVISION DESCRIPTION
0	01/04/09	RB	OF	APPROVED	

SCALE: NONE
PAGE: 1 OF 5

REV. **0**
KIRBY 10554

PORT PORT PORT PORT PORT



STERN

BOW

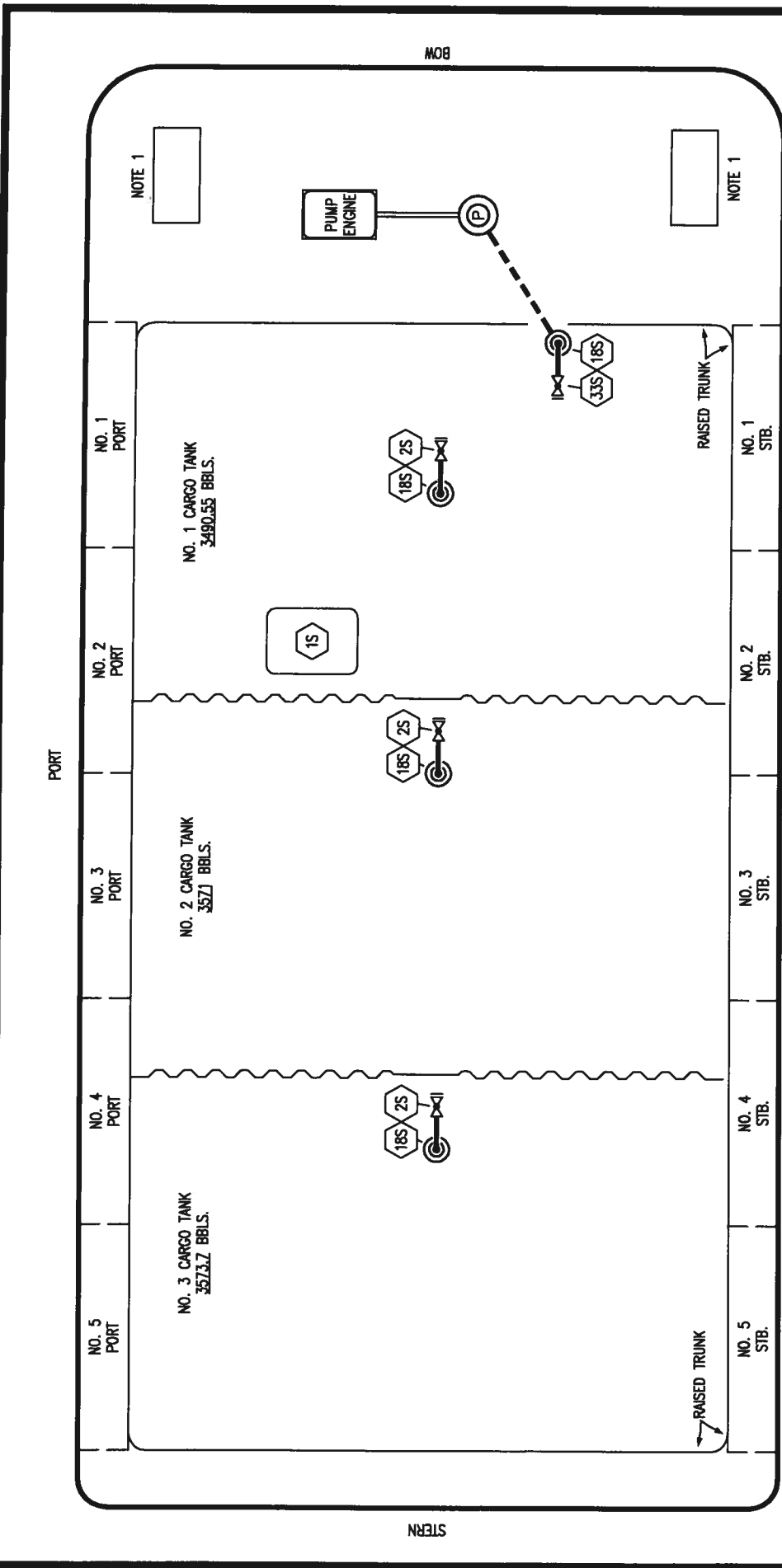
STARBOARD

NOTE 1: CONTAMINANT P&S

JEFFBOAT - EX: SR 105

		KIRBY INLAND MARINE		VAPOR PIPING FLOW DIAGRAM		SCALE: NONE	REV. 0
						PAGE: 2 OF 5	
REV.	DATE	BY	CHK APP	RB	OF	APPROVED	REVISION DESCRIPTION
0	01/04/09						

- | | | | |
|-----|---------------------------|-----|----------------------------|
| NO | DESCRIPTION | NO | DESCRIPTION |
| 1V | SLOP TANK | 39V | 2.5" PRESSURE/VACUUM VALVE |
| 7V | 8" HEADER VALVE | 50V | 8" VAPOR HEADER |
| 10V | HIGH LEVEL/OVERFILL ALARM | 51V | 8" VAPOR PIPELINE |
| 12V | 2" HERMETIC SAMPLE | — | ABOVE DECK PIPING |
| 15V | 8" INSPECTION PORT | | |
| 21V | 2" HERMETIC GAUGE | | |
| 38V | 8" VAPOR PENETRATION | | |
| 39V | 8" PRESSURE/VACUUM VALVE | | |



NOTE 1: CONTAINMENT P&S

- NO. 1S SLOP TANK
- NO. 2S CARGO TANK SUCTION VALVE
- NO. 18S STRIPPING DROP
- NO. 33S PUMP WELL SUCTION VALVE
- ABOVE DECK PIPING
- - - BELOW DECK PIPING

JEFFBOAT - EX: SR 105

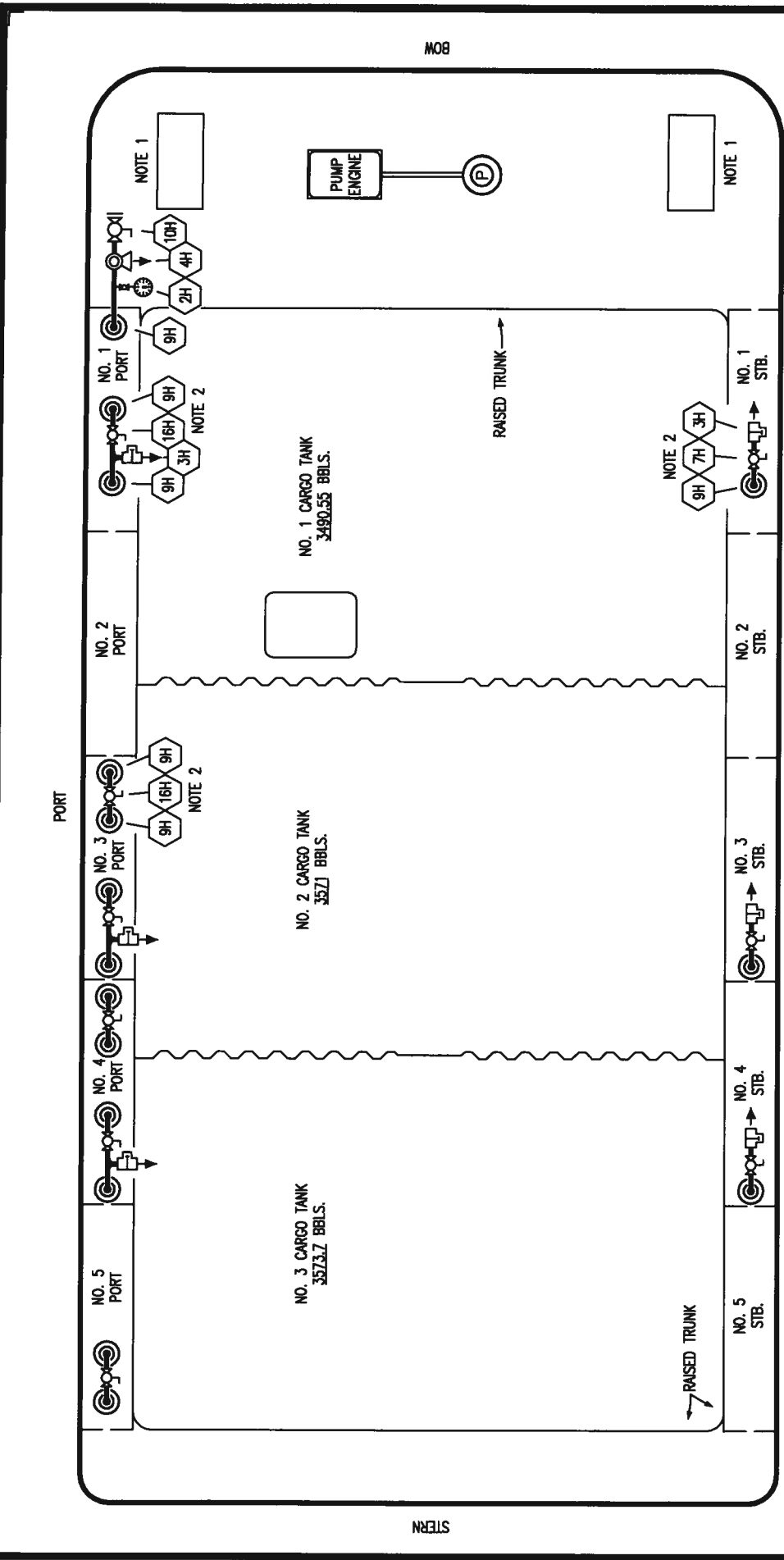


KIRBY INLAND MARINE

STRIPPING PIPING FLOW DIAGRAM

REV.	DATE	BY	CHK	APP	REVISION DESCRIPTION
0	01/04/10	RB	RB	OF	APPROVED

SCALE: NONE	REV. 0
PAGE: 3 OF 5	KIRBY 10554



JEFFBOAT - EX: SR 105

KIRBY INLAND MARINE

STEAM

PIPING FLOW DIAGRAM

SCALE: NONE

PAGE: 4 OF 5

REV. DATE BY CHK APP REVISION DESCRIPTION

REV.	DATE	BY	CHK	APP	REVISION DESCRIPTION
0	01/04/09	RB	OF	APPROVED	

NO. 1 CARGO TANK 3490.55 BBLs.
 NO. 2 CARGO TANK 3571 BBLs.
 NO. 3 CARGO TANK 3573.7 BBLs.

PUMP ENGINE

RAISED TRUNK

PORT

STARBOARD

STERN

BOW

NOTE 1: CONTAINMENT P/S

NOTE 2: TYPICAL VALVE ARRANGEMENT WHERE SHOWN.

NO.	DESCRIPTION
2H	PRESSURE GAUGE
3H	IMPULSE STEAM TRAP
4H	RELIEF VALVE
9H	STEAM DROP
10H	SUPPLY VALVE
16H	ISOLATION VALVE
— ABOVE DECK PIPING	

REV. 0

KIRBY 10554

PORT

NO. 5
PORT

NO. 4
PORT

NO. 3
PORT

NO. 2
PORT

NO. 1
PORT

NO. 3 CARGO TANK
3574.33 BBLs.

NO. 2 CARGO TANK
3566.23 BBLs.

NO. 1 CARGO TANK
3492.42 BBLs.

RAISED TRUNK

RAISED TRUNK

NO. 5
STB.

NO. 4
STB.

NO. 3
STB.

NO. 2
STB.

NO. 1
STB.

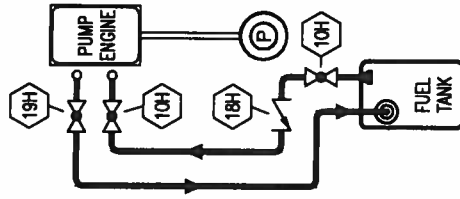
STARBOARD

STERN

BOW

NOTE 1

NOTE 1



- NO. DESCRIPTION
- 10H SUPPLY VALVE
- 18H CHECK VALVE
- 19H RETURN VALVE
- ABOVE DECK PIPING

NOTE 1: CONTAINMENT P/S

JEFFBOAT - EX: SR 105

REV.	DATE	BY	CHK	APP	REVISION DESCRIPTION
0	01/04/10	RB	RB	OF	APPROVED

KIRBY INLAND MARINE

FUEL PIPING FLOW DIAGRAM

SCALE: NONE
PAGE: 5 OF 5

REV. 0
KIRBY 10554