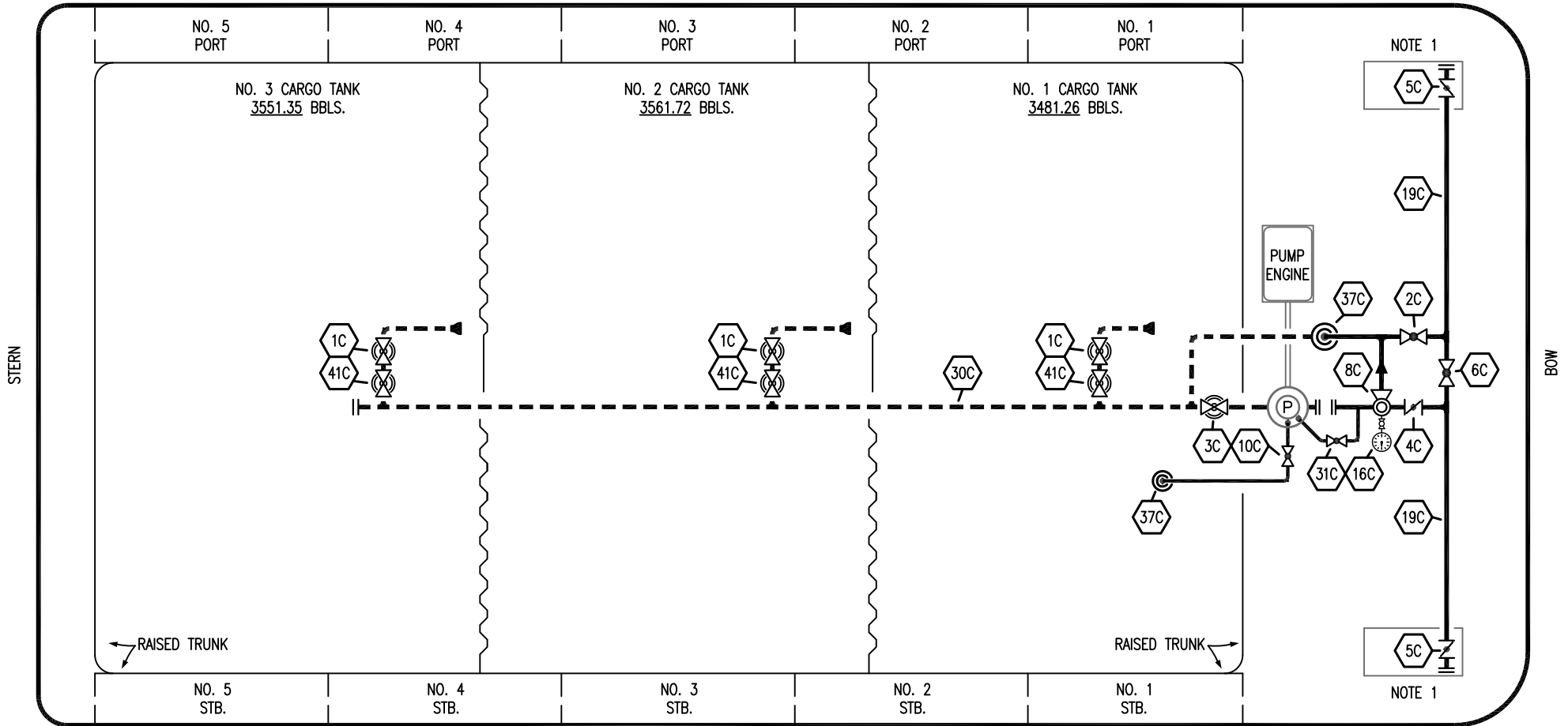


PORT




NOTE 1

NOTE 1

STERN

BOW

STARBOARD

- |     |                      |       |  |
|-----|----------------------|-------|--|
| NO  | DESCRIPTION          | NO    | DESCRIPTION  |
| 1C  | CARGO TANK VALVE     | 16C   | DISCHARGE PRESSURE GAUGE   |
| 2C  | LOAD VALVE           | 19C   | CARGO HEADER   |
| 3C  | MASTER SUCTION VALVE | 30C   | CARGO PIPELINE   |
| 4C  | DISCHARGE VALVE      | 31C   | BYPASS VALVE   |
| 5C  | HEADER VALVE         | 37C   | CARGO DROP  |
| 6C  | SALVAGE VALVE        | 41C   | SUCTION BLOCK VALVE  |
| 8C  | RELIEF VALVE         | —     | — ABOVE DECK PIPING  |
| 10C | BURP VALVE           | - - - | - - - BELOW DECK PIPING  |

NOTE 1: CONTAINMENT P&S

JEFFBOAT — EX: SR 102

REV.	DATE	BY	CHK	APP	REVISION DESCRIPTION
1	09/29/23	MRV	DDA	TL	REVISED PER CLIENT COMMENTS
0	01/04/09	RB	RB	OF	APPROVED

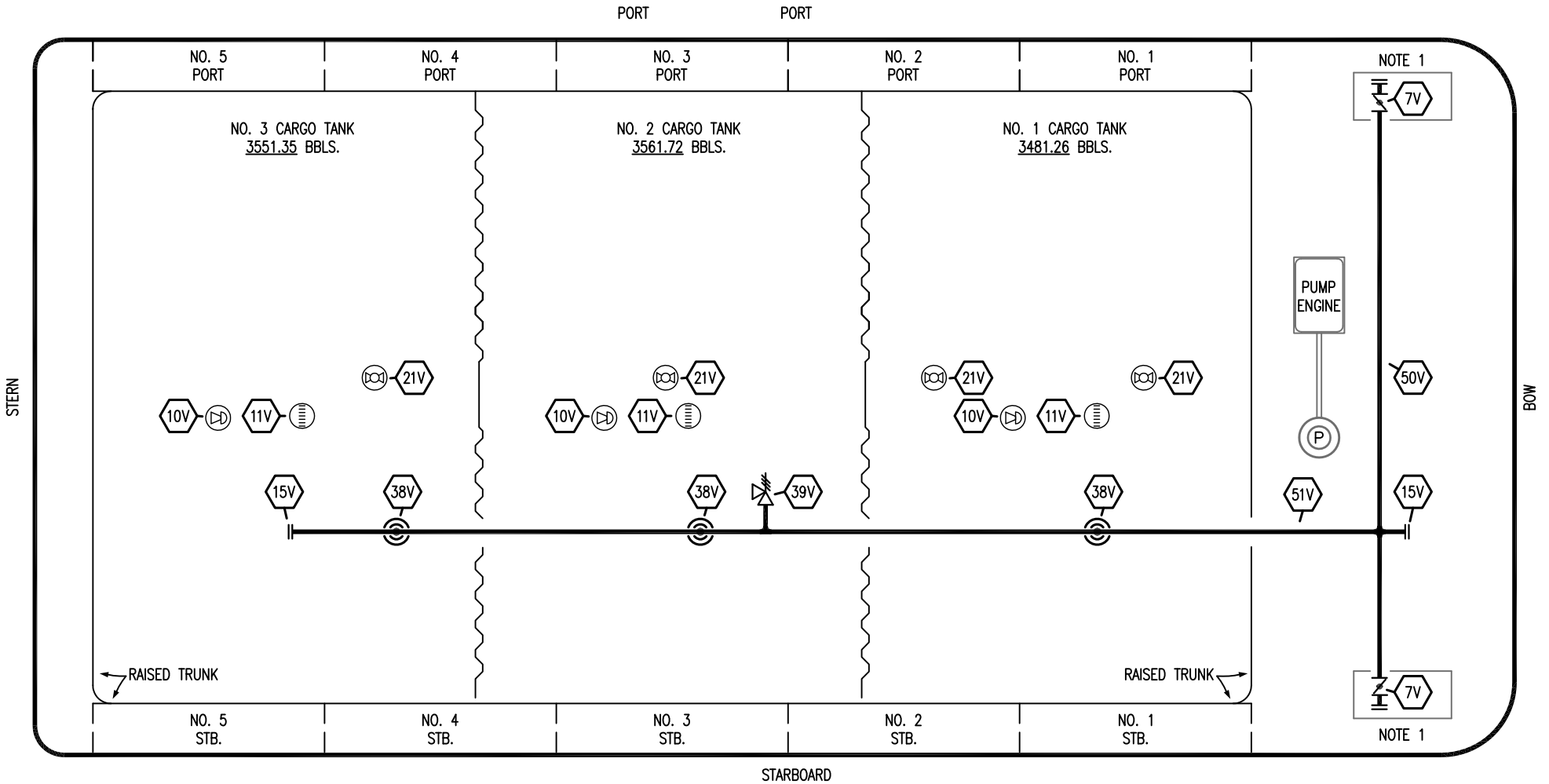
**KIRBY INLAND MARINE** 

**CARGO  
PIPING FLOW DIAGRAM**

SCALE: NONE  
PAGE: 1 OF 5

**KIRBY 10551**

REV. **1**



NOTE 1: CONTAINMENT P&S

JEFFBOAT – EX: SR 102

- | NO  | DESCRIPTION               |
|-----|---------------------------|
| 7V  | HEADER VALVE              |
| 10V | HIGH LEVEL/OVERFILL ALARM |
| 11V | 1-METER STICK GAUGE       |
| 15V | INSPECTION PORT           |
| 21V | HERMETIC GAUGE            |
| 38V | VAPOR PENETRATION         |
| 39V | PRESSURE/VACUUM VALVE     |
| 50V | VAPOR HEADER              |
| 51V | VAPOR PIPELINE            |
|     | ABOVE DECK PIPING         |

REV.	DATE	BY	CHK	APP	REVISION DESCRIPTION
1	09/29/23	MRV	DDA	TL	REVISED PER CLIENT COMMENTS
0	01/04/09	RB	RB	OF	APPROVED

**KIRBY INLAND MARINE**

**VAPOR  
PIPING FLOW DIAGRAM**

SCALE: NONE  
PAGE: 2 OF 5

**KIRBY 10551**

REV. **1**

PORT

NO. 5  
PORT

NO. 4  
PORT

NO. 3  
PORT

NO. 2  
PORT

NO. 1  
PORT

NO. 3 CARGO TANK  
3551.35 BBLs.

NO. 2 CARGO TANK  
3561.72 BBLs.

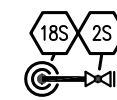
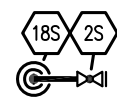
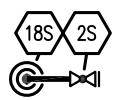
NO. 1 CARGO TANK  
3481.26 BBLs.

NOTE 1

PUMP  
ENGINE

(P)

33S 18S



(P)

NOTE 1

RAISED TRUNK

RAISED TRUNK

NO. 5  
STB.

NO. 4  
STB.

NO. 3  
STB.

NO. 2  
STB.

NO. 1  
STB.

STARBOARD

STERN

BOW

- NO DESCRIPTION
- 2S CARGO SUMP SUCTION VALVE
- 18S STRIPPING DROP (⊙)
- 33S PUMP WELL SUCTION VALVE
- ABOVE DECK PIPING
- - - BELOW DECK PIPING

NOTE 1: CONTAINMENT P&S

JEFFBOAT – EX: SR 102

REV.	DATE	BY	CHK	APP	REVISION DESCRIPTION
1	09/29/23	MRV	DDA	TL	REVISED PER CLIENT COMMENTS
0	01/04/09	RB	RB	OF	APPROVED

**KIRBY INLAND MARINE** 

**STRIPPING  
PIPING FLOW DIAGRAM**

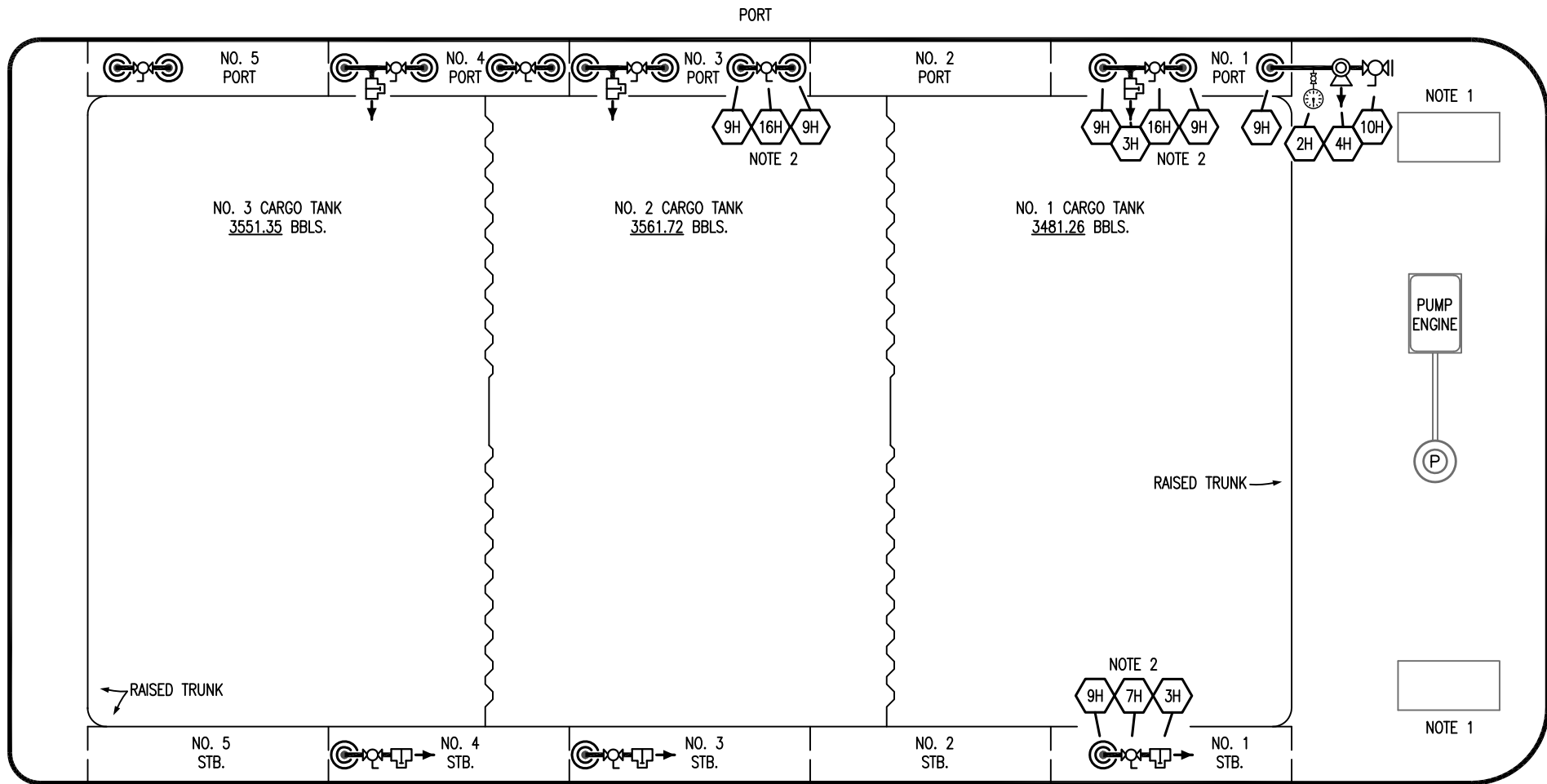
SCALE: NONE  
PAGE: 3 OF 5

**KIRBY 10551**

REV. **1**

STERN

BOW



- | NO  | DESCRIPTION        |
|-----|--------------------|
| 2H  | PRESSURE GAUGE     |
| 3H  | IMPULSE STEAM TRAP |
| 4H  | RELIEF VALVE       |
| 9H  | STEAM DROP         |
| 10H | SUPPLY VALVE       |
| 16H | ISOLATION VALVE    |
| —   | ABOVE DECK PIPING  |

NOTE 2: TYPICAL VALVE ARRANGEMENT WHERE SHOWN.  
 NOTE 1: CONTAINMENT P/S

JEFFBOAT – EX: SR 102

REV.	DATE	BY	CHK	APP	REVISION DESCRIPTION
1	09/29/23	MRV	DDA	TL	REVISED PER CLIENT COMMENTS
0	01/04/09	RB	RB	OF	APPROVED

**KIRBY INLAND MARINE**

**STEAM  
PIPING FLOW DIAGRAM**

SCALE: NONE	<b>KIRBY 10551</b>	REV. <b>1</b>
PAGE: 4 OF 5		

PORT

STERN

BOW

STARBOARD

NO. 5  
PORT

NO. 4  
PORT

NO. 3  
PORT

NO. 2  
PORT

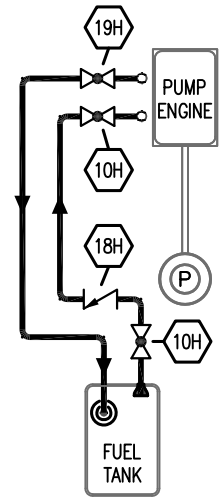
NO. 1  
PORT

NO. 3 CARGO TANK  
3551.35 BBLs.

NO. 2 CARGO TANK  
3561.72 BBLs.

NO. 1 CARGO TANK  
3481.26 BBLs.

NOTE 1



NOTE 1



RAISED TRUNK

RAISED TRUNK

NO. 5  
STB.

NO. 4  
STB.

NO. 3  
STB.

NO. 2  
STB.

NO. 1  
STB.

- NO DESCRIPTION
- 10H SUPPLY VALVE
- 18H CHECK VALVE
- 19H RETURN VALVE
- ABOVE DECK PIPING

NOTE 1: CONTAINMENT P/S

JEFFBOAT -- EX: SR 102

REV.	DATE	BY	CHK	APP	REVISION DESCRIPTION
1	09/29/23	MRV	DDA	TL	REVISED PER CLIENT COMMENTS
0	01/04/10	RB	RB	OF	APPROVED

**KIRBY INLAND MARINE** 

**FUEL  
PIPING FLOW DIAGRAM**

SCALE: NONE  
PAGE: 5 OF 5

**KIRBY 10551** REV. **1**