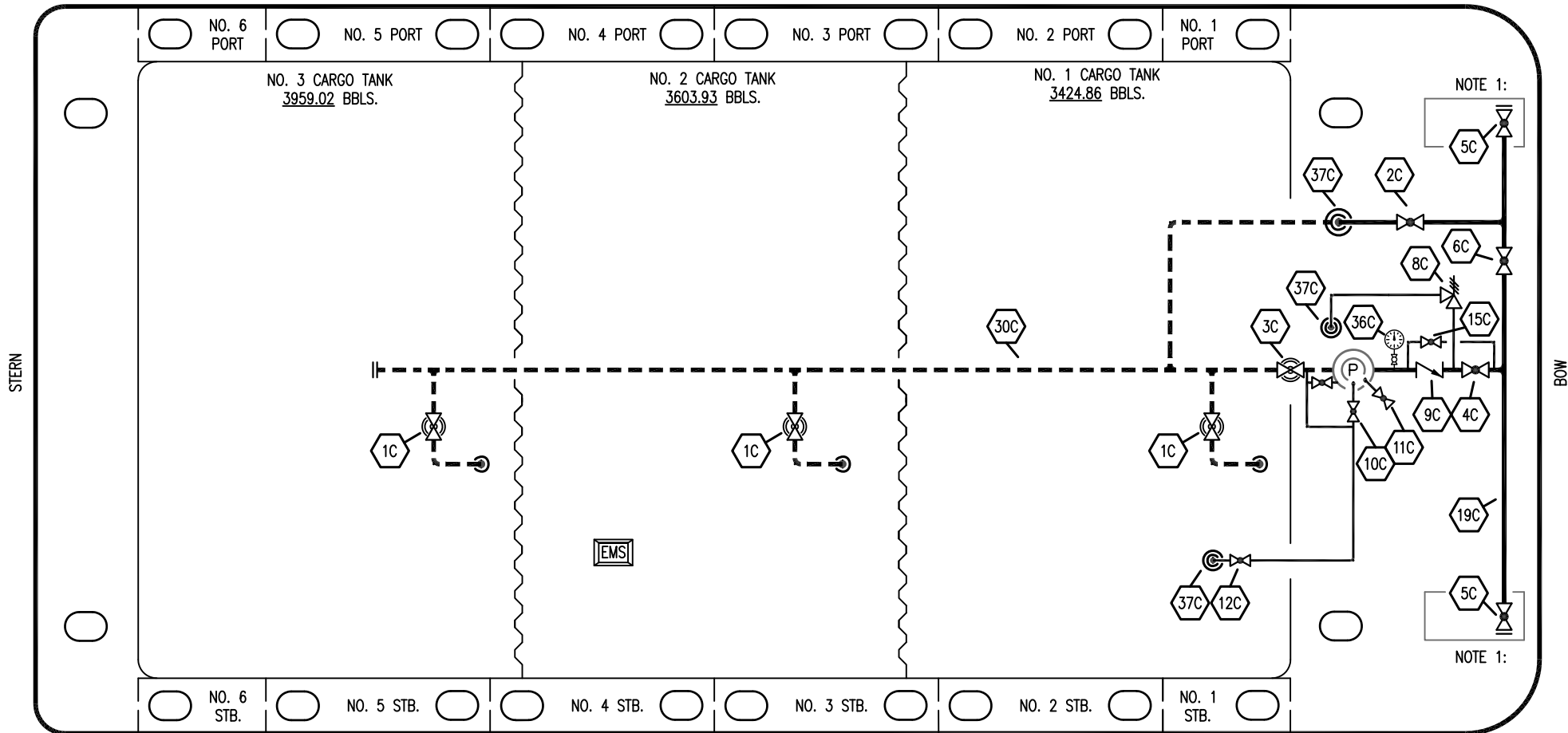


PORT



NOTE 1:

NOTE 1:

STERN

BOW

STARBOARD

NOTE 1: CONTAINMENT P&S

- |     |                                 |     |                       |
|-----|---------------------------------|-----|-----------------------|
| NO  | DESCRIPTION                     | NO  | DESCRIPTION           |
| 1C  | CARGO TANK VALVE                | 15C | BYPASS VALVE          |
| 2C  | LOAD VALVE                      | 19C | CARGO HEADER          |
| 3C  | MASTER SUCTION VALVE            | 30C | CARGO PIPELINE        |
| 4C  | DISCHARGE VALVE                 | 36C | PRESSURE GAUGE        |
| 5C  | HEADER VALVE                    | 37C | CARGO DROP            |
| 6C  | SALVAGE VALVE                   | —   | — ABOVE DECK PIPING   |
| 8C  | RELIEF VALVE                    | --- | --- BELOW DECK PIPING |
| 9C  | CHECK VALVE                     |     |                       |
| 10C | BURP VALVE                      |     |                       |
| 11C | BLEED OFF VALVE                 |     |                       |
| 12C | BURP VALVE RETURN TO CARGO TANK |     |                       |

ST. LOUIS SHIPYARD - EX: WBC 27

**KIRBY INLAND MARINE** 

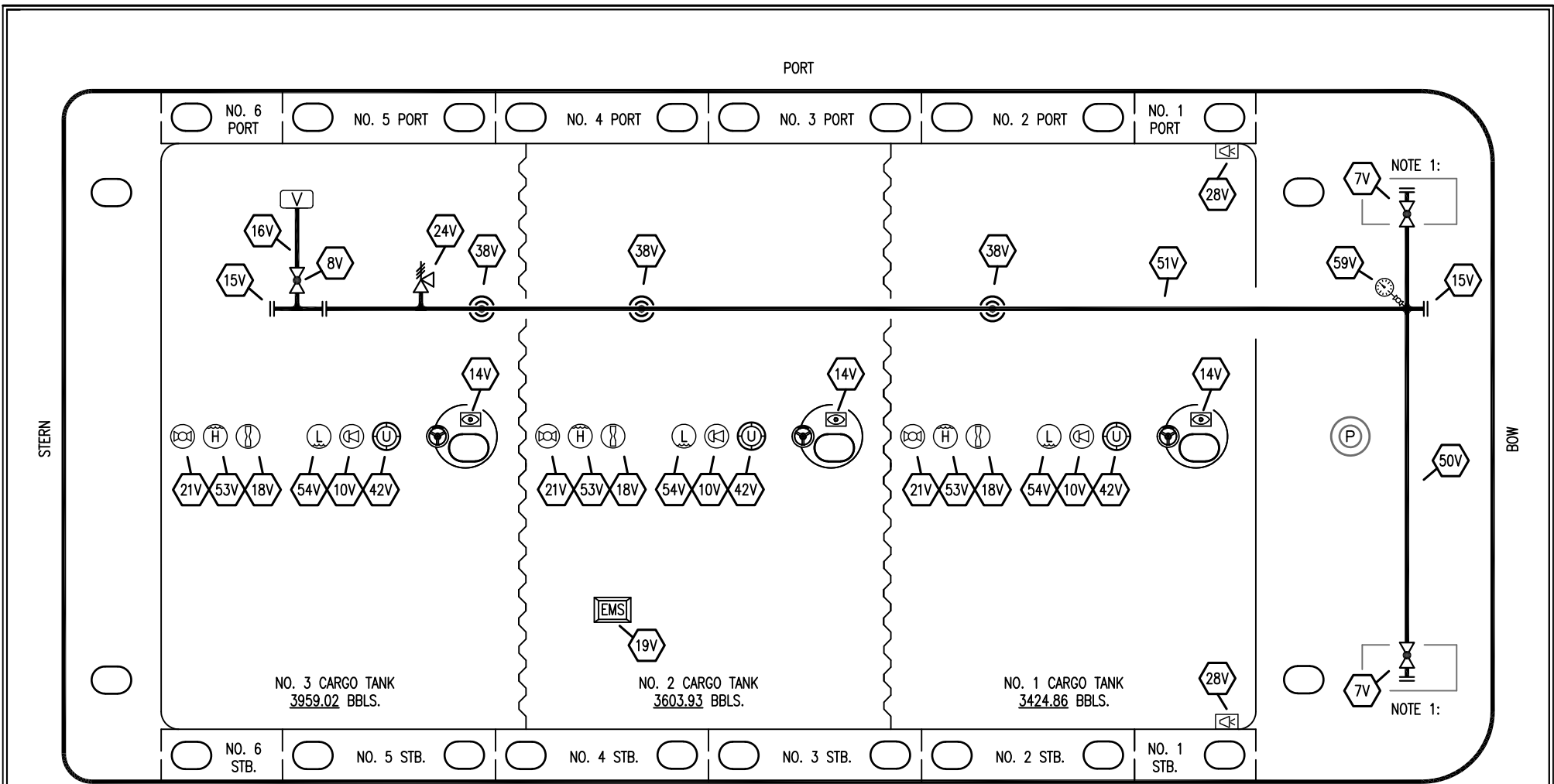
**CARGO  
PIPING FLOW DIAGRAM**

REV.	DATE	BY	CHK	APP	REVISION DESCRIPTION
1	05/15/24	AC	DDA	DL	REVISED PER CLIENT COMMENTS
0	06/01/09	LT	RB	OF	APPROVED

SCALE: NONE  
PAGE: 1 OF 3

**KIRBY 10527**

REV. **1**



NO. 3 CARGO TANK  
3959.02 BBLs.

NO. 2 CARGO TANK  
3603.93 BBLs.

NO. 1 CARGO TANK  
3424.86 BBLs.

NOTE 1:  
[Symbol]

NOTE 1:  
[Symbol]

STERN

BOW

STARBOARD

NOTE 1: CONTAINMENT P&S

NO	DESCRIPTION	NO	DESCRIPTION
7V	8" HEADER VALVE	28V	DOCK CONNECTION ALARM
8V	8" VENT STACK VALVE	38V	8" VAPOR PENETRATIONS ☉
10V	HIGH LEVEL/OVERFILL ALARM	42V	8" ULLAGE
14V	5"X11" SIGHT GLASS W/GAUGE TREE	50V	VAPOR HEADER
15V	INSPECTION PORT	51V	VAPOR PIPELINE
16V	8" VAPOR VENT STACK	53V	HIGH LEVEL STICK
18V	2" RESTRICTIVE GAUGE TUBE	54V	LOW LEVEL STICK
19V	EMERGENCY SHUTDOWN SYSTEM	59V	PRESS/VAC GAUGE
21V	2" HERMETIC GAUGE	—	ABOVE DECK PIPING
24V	PRES/VAC RELIEF VALVE		

ST. LOUIS SHIPYARD - EX: WBC 27

REV.	DATE	BY	CHK	APP	REVISION DESCRIPTION
1	05/15/24	AC	DDA	DL	REVISED PER CLIENT COMMENTS
0	06/01/09	LT	RB	OF	APPROVED

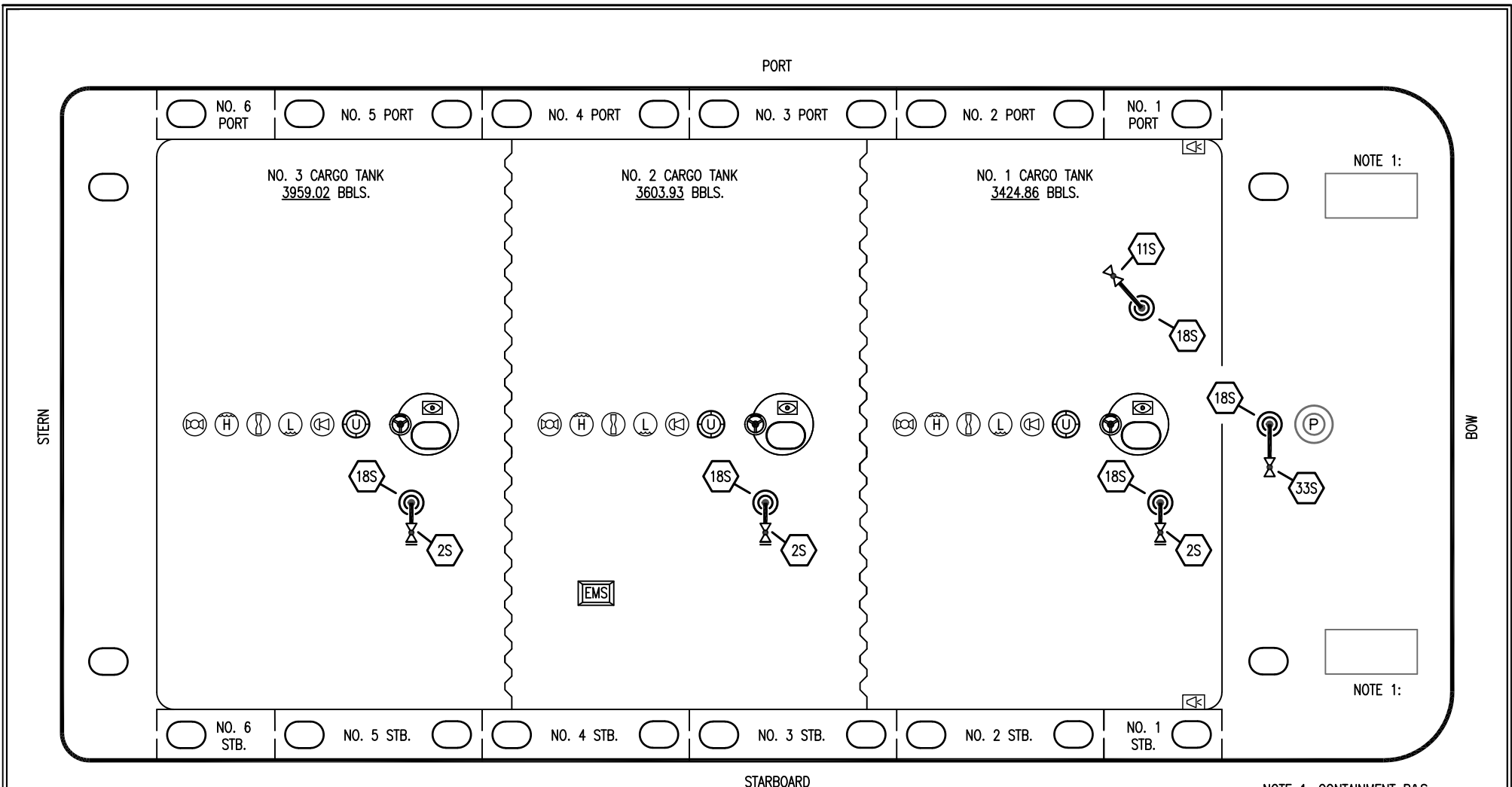
KIRBY INLAND MARINE

VAPOR  
PIPING FLOW DIAGRAM

KIRBY 10527

REV. 1

SCALE: NONE  
PAGE: 2 OF 3



NOTE 1:

NOTE 1:

NOTE 1: CONTAINMENT P&S

- NO DESCRIPTION
- 2S 2" CARGO SUMP SUCTION VALVE
- 11S 2" LOWER CARGO PIPELINE SUCTION VALVE
- 18S STRIPPING DROP
- 33S 2" PUMP WELL SUCTION
- ABOVE DECK PIPING

ST. LOUIS SHIPYARD - EX: WBC 27

1	05/15/24	AC	DDA	DL	REVISED PER CLIENT COMMENTS	
0	06/01/09	LT	RB	OF	APPROVED	
REV.	DATE	BY	CHK	APP	REVISION DESCRIPTION	

**KIRBY INLAND MARINE**

**STRIPPING  
PIPING FLOW DIAGRAM**

SCALE: NONE	<b>KIRBY 10527</b>
PAGE: 3 OF 3	REV. <b>1</b>